

Supplementary Information

Ternary Behavior and Systematic Manipulation of Domain Structures in P3HT/PCBM/P3HT-*b*-PEO Films

Jihua Chen^{1*}, *Xiang Yu*², *Kunlun Hong*¹, *Jamie M. Messman*¹, *Deanna L. Pickel*¹, *Kai Xiao*¹, *Mark Dadmun*^{2,3}, *Jimmy W. Mays*^{1,2,3}, *Adam J. Rondinone*¹, *Bobby G. Sumpter*^{1,4}, and *S. Michael Kilbey II*^{1,3*}

¹ *Center for Nanophase Materials Sciences, Oak Ridge National Laboratory, Oak Ridge, TN 37831*

² *Chemical Sciences Division, Oak Ridge National Laboratory, Oak Ridge, TN 37831*

³ *Department of Chemistry, University of Tennessee, Knoxville, TN 37996*

⁴ *Computer Science & Mathematics Division, Oak Ridge National Laboratory, Oak Ridge, TN 37831*

* Corresponding authors: Jihua Chen: nh3@ornl.gov, S. Michael Kilbey II: mkilbey@utk.edu

Synthesis Scheme

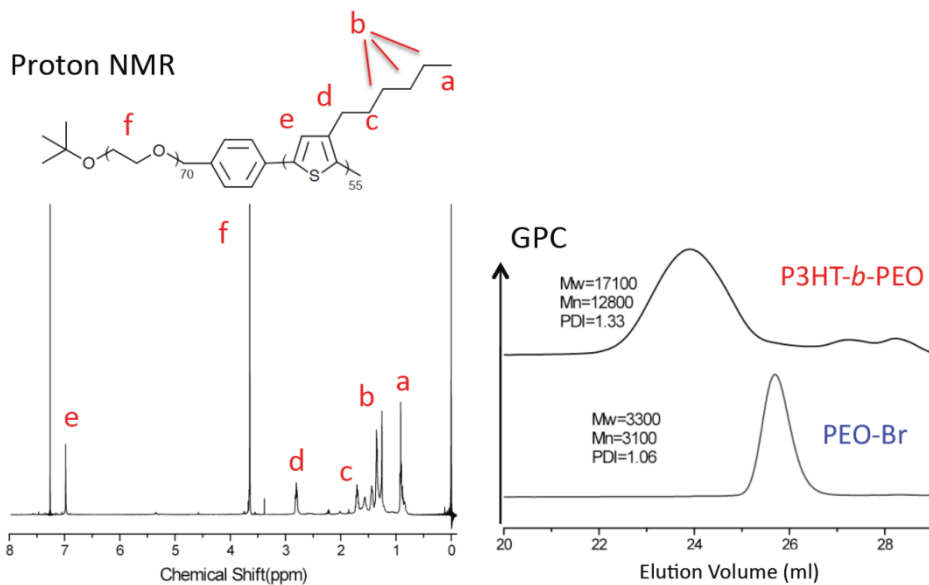
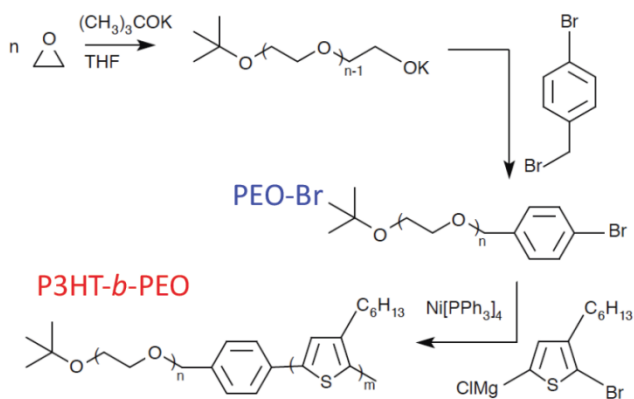


Figure S1. Synthesis scheme of P3HT-*b*-PEO (top). Proton NMR and GPC results are also shown for the particular diblock used in this work (bottom).




Figure S2. Thickness maps and 0 eV images of thermally annealed (120°C, 30 min) P3HT/PCBM films with different weight percentages (0%, 5%, 10%, and 20%) of P3HT-*b*-PEO block copolymer.

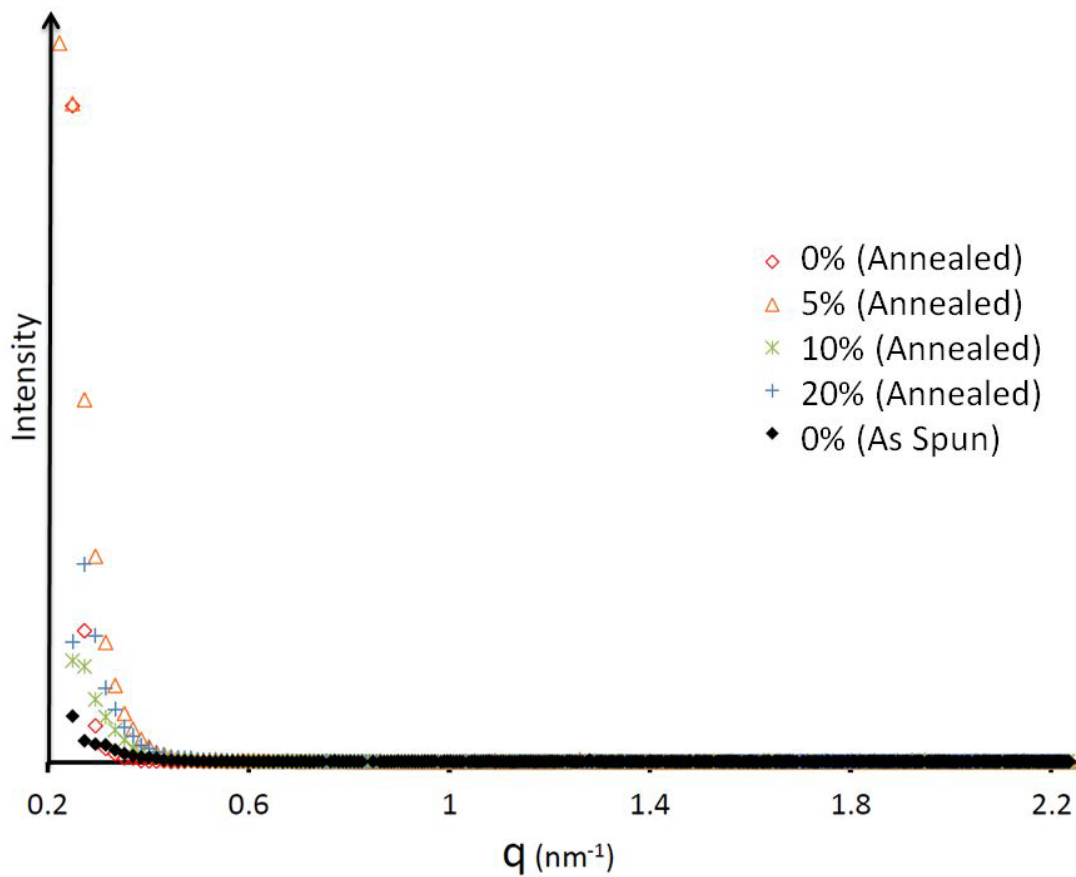


Figure S3. GISAXS results of P3HT/PCBM/P3HT-*b*-PEO ternary films before and after thermal annealing as a function of P3HT-*b*-PEO loading in *I* - *q* format.

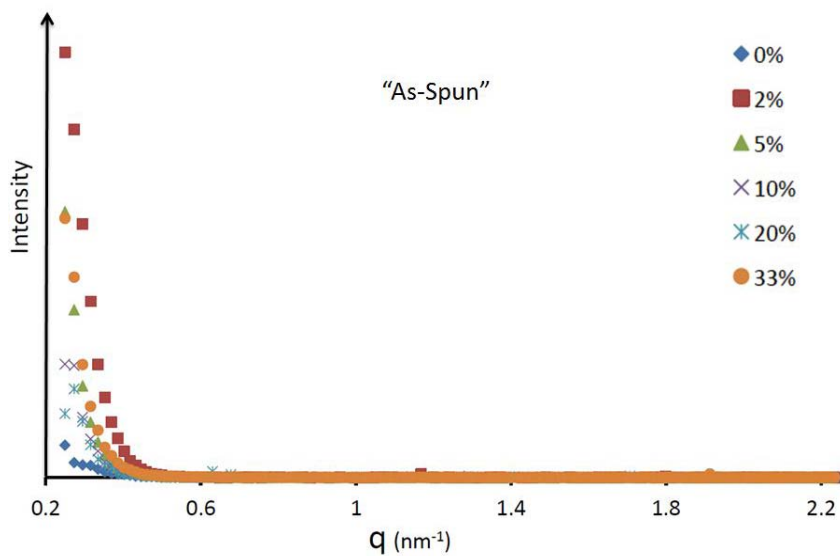


Figure S4. GISAXS results of P3HT/PCBM/P3HT-*b*-PEO ternary films before thermal annealing as a function of P3HT-*b*-PEO loading (0-33wt%) in $I - q$ format.

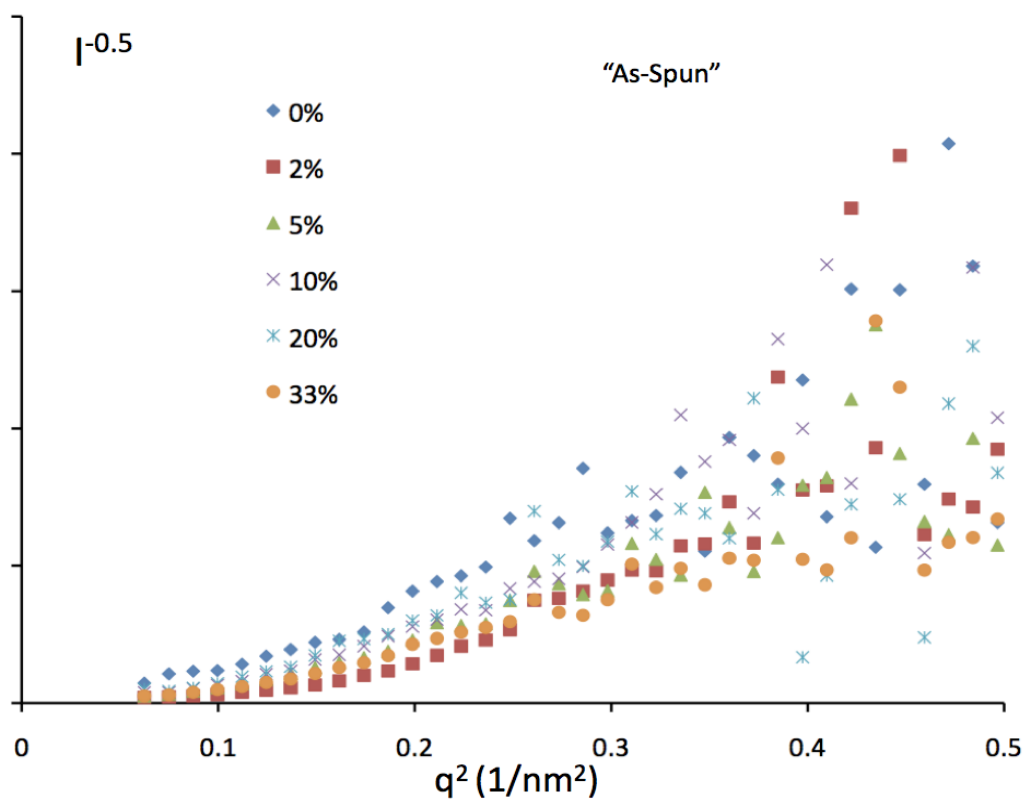


Figure S5. GISAXS results of P3HT/PCBM/P3HT-*b*-PEO ternary films before thermal annealing as a function of P3HT-*b*-PEO loading (0-33wt%) in $I^{0.5} - q^2$ format