

Electronic Supplementary Information

Benzene-Cored Fluorophors with TPE Peripheries: Facile synthesis, Crystallization-induced Blue-Shifted Emission, and Efficient blue luminogens for non-doped OLEDs

Jing Huang,^a Ning Sun,^b Jie Yang,^a Runli Tang,^a Qianqian Li,^a Dongge Ma,^{*,b} Jingui Qin,^a and Zhen Li^{*,a}

^a Department of Chemistry, Hubei Key Lab on Organic and Polymeric Opto-Electronic Materials, Wuhan University, Wuhan 430072, China.

E-mail: lizhen@whu.edu.cn and lichemlab@163.com.

^b State Key Laboratory of Polymer Physics and Chemistry, Changchun, Institute of Applied Chemistry, Chinese Academy of Sciences, Changchun, 130022, People's Republic of China.

E-mail: mdg1014@ciac.jl.cn.

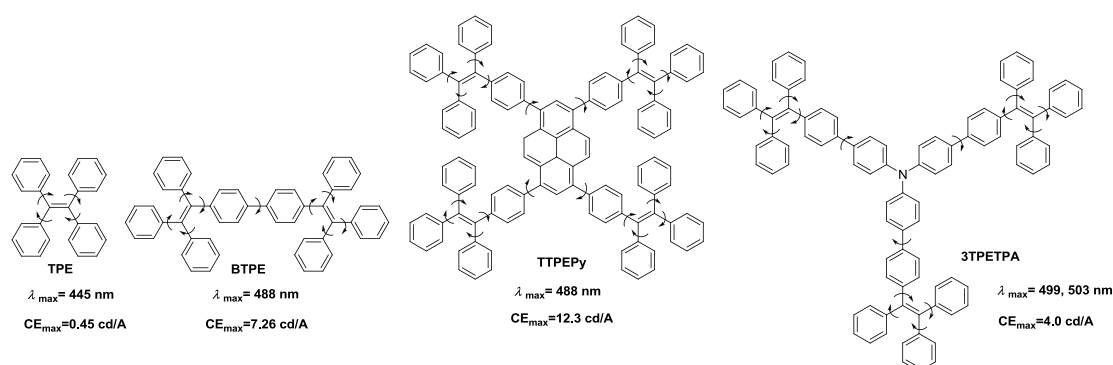


Chart S1 The EL peaks and maximum current efficiencies of TPE and typical TPE-based luminogens.

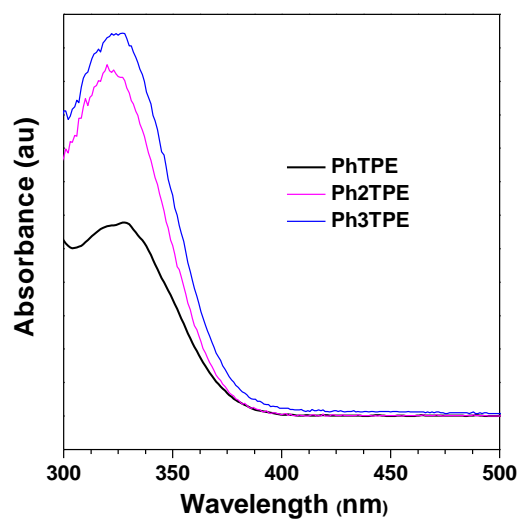


Figure S1 UV spectra in THF solution. Concentration (μM): 12.6 , 13.7 and 11.6 for PhTPE, Ph2TPE and Ph3TPE, respectively.

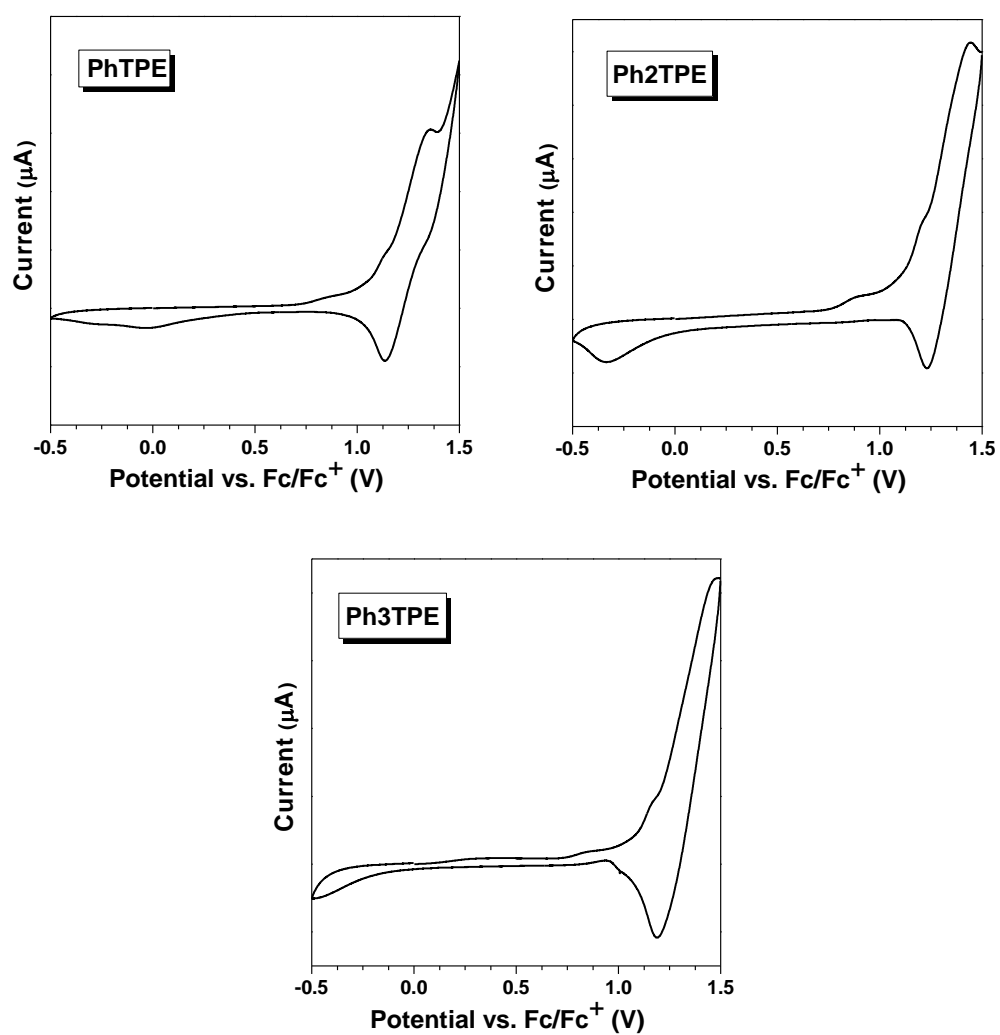


Figure S2 Cyclic Voltammograms of PhTPE, Ph2TPE and Ph3TPE in CH_2Cl_2 .