Electronic Supplementary Material (ESI) for Journal of Materials Chemistry
This journal is © The Royal Society of Chemistry 2012

Supporting Information

Influence of Cations of the electrolyte on the performance and stability of dye sensitized solar cells

P. Wyss, T. Moehl, S.M. Zakeeruddin* and M. Grätzel*

Laboratory for Photonics and Interfaces, Institute of Chemical Sciences and Engineering,

Swiss Federal Institute of Technology, CH-1015 Lausanne, Switzerland

Email: shaik.zakeer@epfl.ch, michael.graetzel@epfl.ch

Table S1 Comparison of the photovoltaic parameters before and after light soaking test

Electrolyte	Time [h]	Voc [mV]	Jsc [mA/cm^2]	FF	η [%]
Z946	0	675	17.10	0.691	8.00
	1000	658	17.23	0.672	7.55
Z1149	0	691	17.68	0.641	7.86
	1000	673	16.65	0.669	7.41
Z1151	0	683	18.20	0.622	7.73
	1000	640	18.22	0.617	7.15
Z1152	0	693	16.46	0.404	4.61
	1000	658	14.76	0.467	4.51
Z1153	0	673	17.34	0.701	8.18
	1000	647	17.87	0.674	7.74

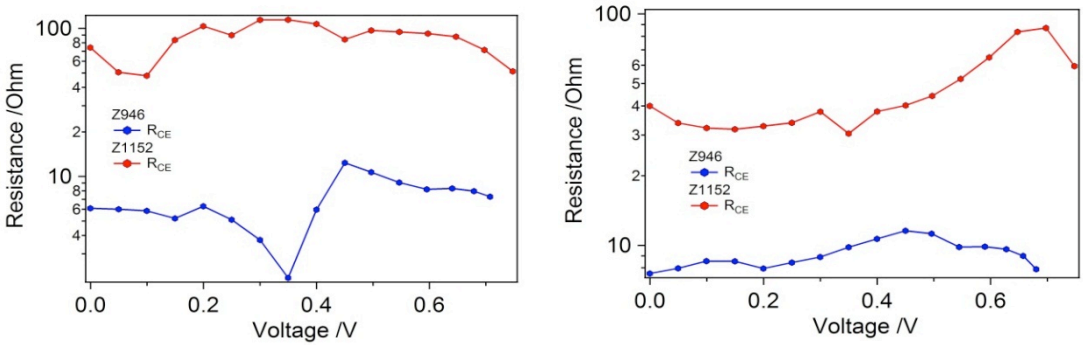

Fig. S1 Counter electrode resistivity (R_{CE}) versus the potential for the devices A and D in the dark (left) and under illumination (right)

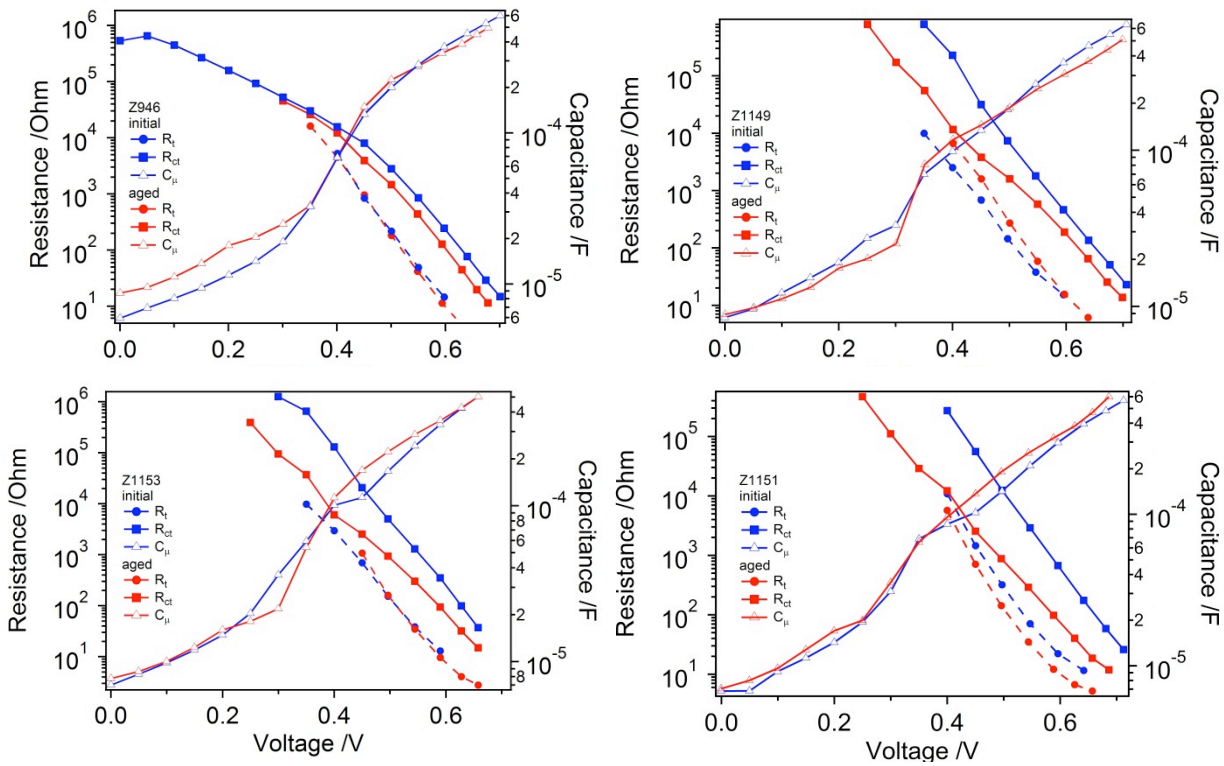

Figure S2. Comparison of the recombination resistance, the chemical capacitance and the transport resistance of devices A (Z946, upper left), B (Z1149, upper right), C (Z1153, lower left) and E (Z1151, lower right) before and after aging (measurements performed in the dark).

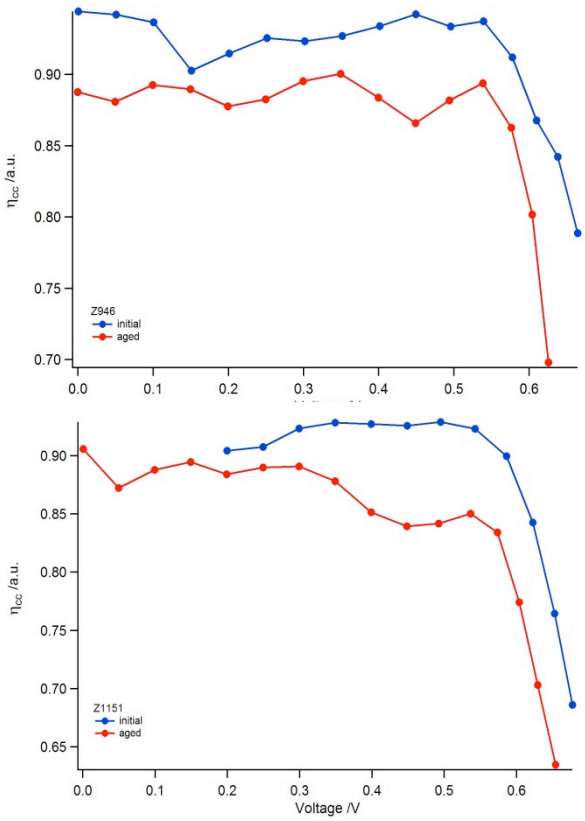

Figure S3 Charge collection efficiency for the devices A (upper) and device C (lower) before and after light soaking test