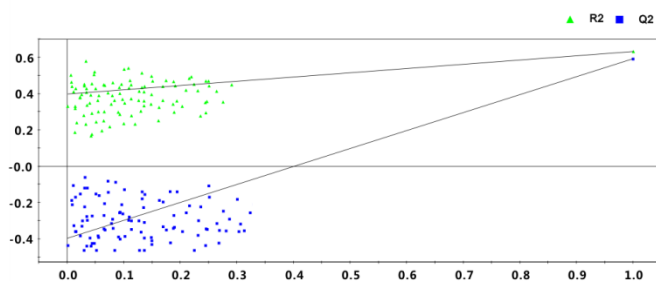
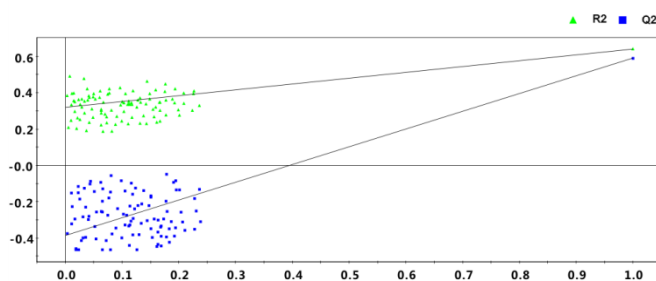


Supplementary

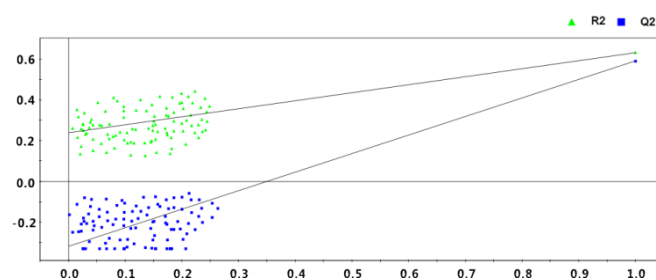
S1: Permutation test plot for the OPLS model of LDL (number of permutations, 100; intercepts: $R^2=0.0, 0.02$; $Q^2=0.0, -0.04$).



S2: Permutation test plot for the OPLS model of HDL (number of permutations, 200; intercepts: $R^2=0.0, 0.03$; $Q^2=0.0, -0.06$).



S3: Permutation test plot for the OPLS model of TC (number of permutations, 200; intercepts: $R^2=0.0, 0.01$; $Q^2=0.0, -0.07$).



S4: Permutation test plot for the OPLS model of LDL (number of permutations, 200; intercepts: $R^2=0.0, 0.02$; $Q^2=0.0, -0.03$).

