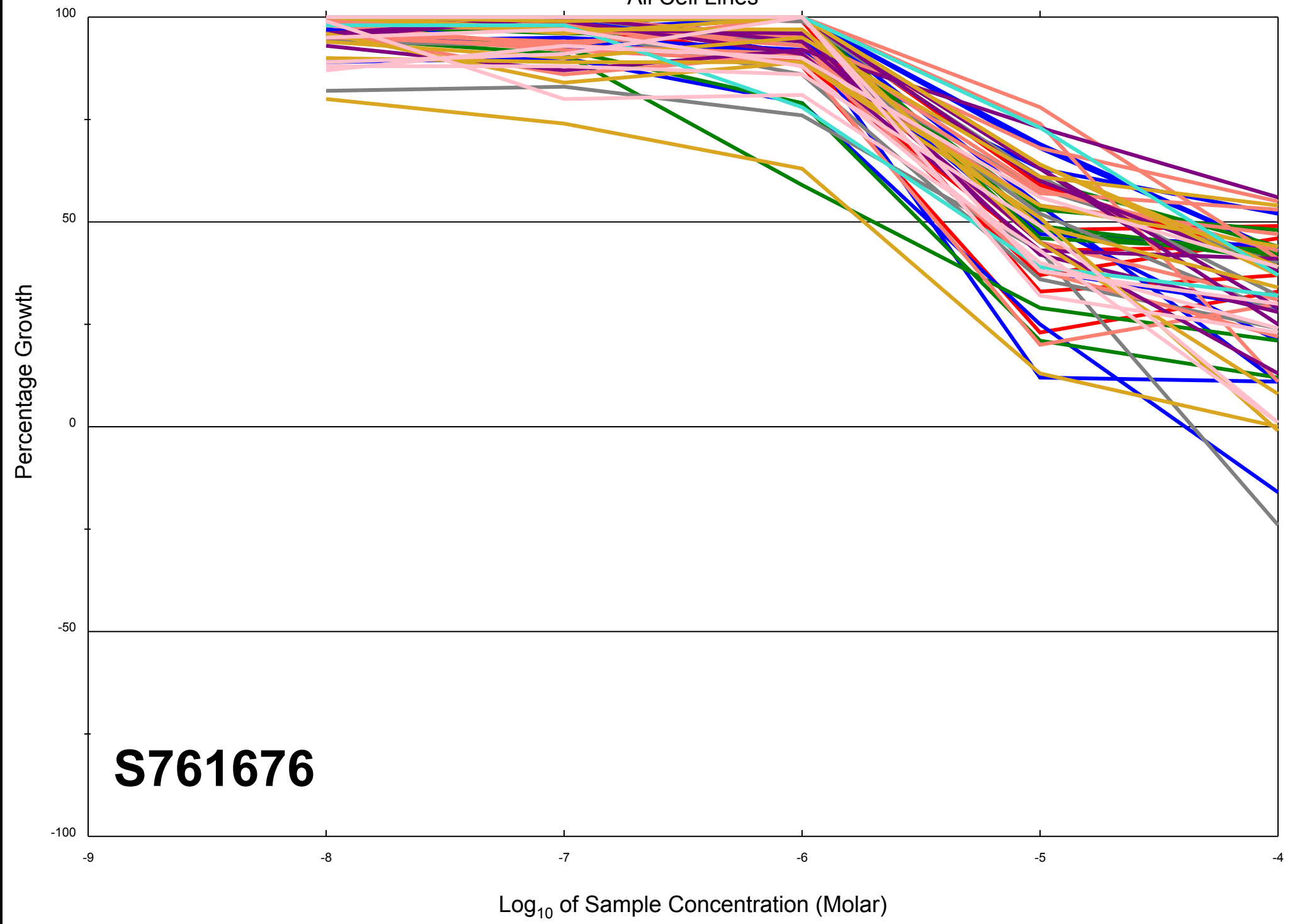
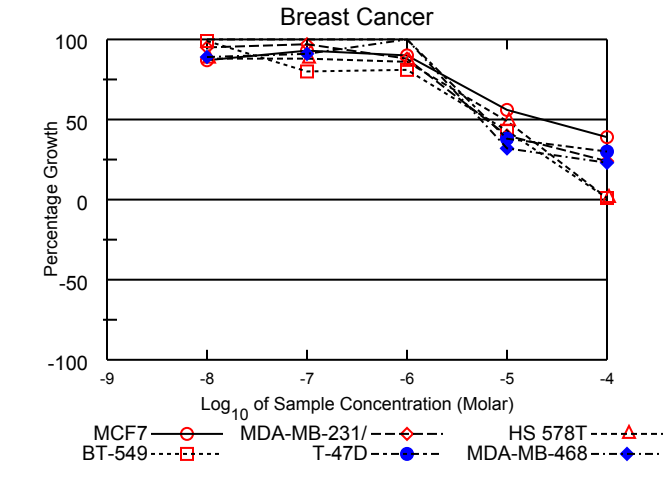
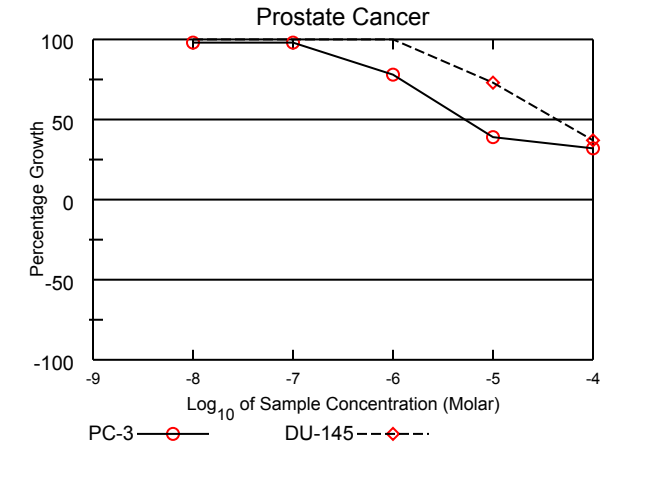
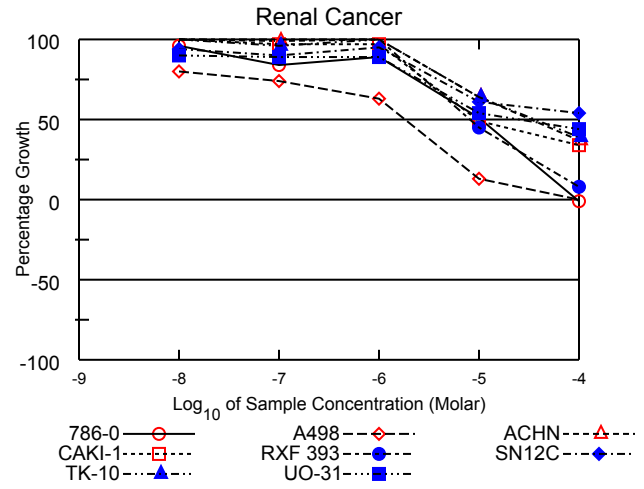
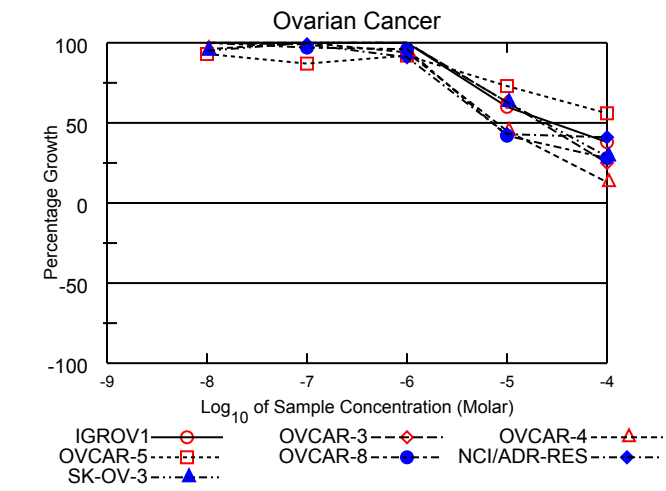
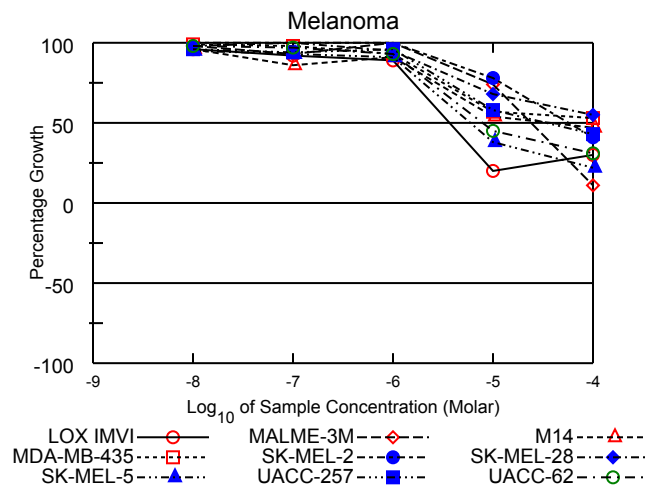
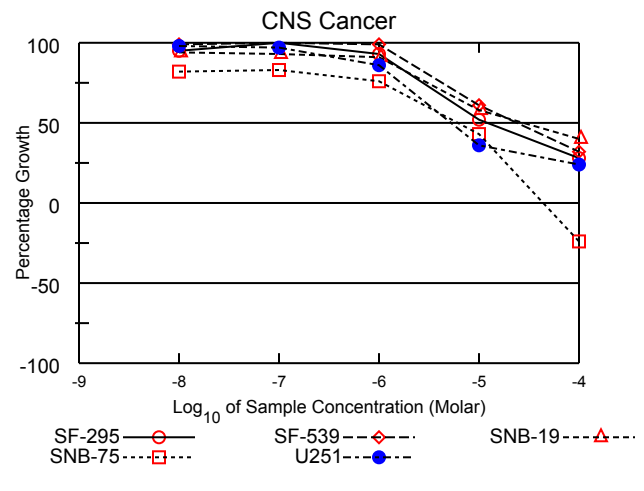
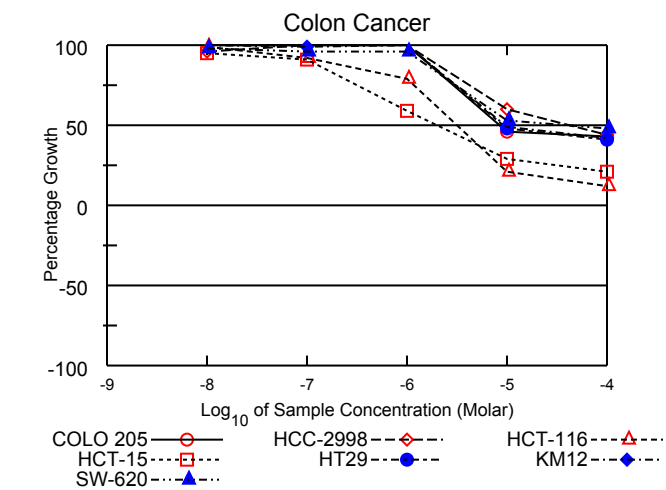
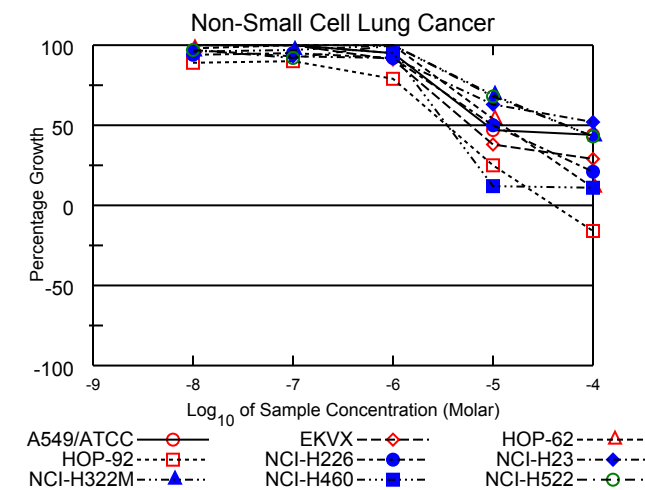
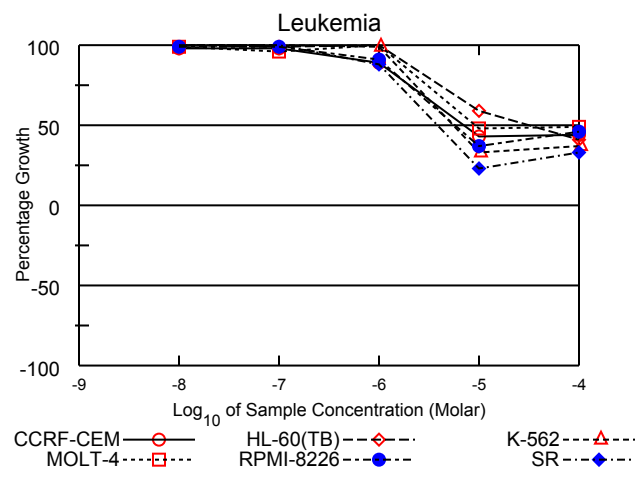


Dose Response Curves

### All Cell Lines







Mean Graphs

Report Date :August 17, 2012

Test Date :February 13, 2012


Panel/Cell Line	Log <sub>10</sub> GI50	GI50	Log <sub>10</sub> TGI	TGI	Log <sub>10</sub> LC50	LC50
<b>Leukemia</b>						
CCRF-CEM	-5.15		> -4.00		> -4.00	
HL-60(TB)	-4.49		> -4.00		> -4.00	
K-562	-5.26		> -4.00		> -4.00	
MOLT-4	-5.04		> -4.00		> -4.00	
RPMI-8226	-5.25		> -4.00		> -4.00	
SR	-5.41		> -4.00		> -4.00	
<b>Non-Small Cell Lung Cancer</b>						
A549/ATCC	-5.06		> -4.00		> -4.00	
EKVX	-5.22		> -4.00		> -4.00	
HOP-62	-4.91		> -4.00		> -4.00	
HOP-92	-5.46		-4.38		> -4.00	
NCI-H226	-5.00		> -4.00		> -4.00	
NCI-H23	> -4.00		> -4.00		> -4.00	
NCI-H322M	-4.27		> -4.00		> -4.00	
NCI-H460	-5.46		> -4.00		> -4.00	
NCI-H522	-4.27		> -4.00		> -4.00	
<b>Colon Cancer</b>						
COLO 205	-5.06		> -4.00		> -4.00	
HCC-2998	-4.37		> -4.00		> -4.00	
HCT-116	-5.49		> -4.00		> -4.00	
HCT-15	-5.71		> -4.00		> -4.00	
HT29	-5.04		> -4.00		> -4.00	
KM12	-5.02		> -4.00		> -4.00	
SW-620	-4.36		> -4.00		> -4.00	
<b>CNS Cancer</b>						
SF-295	-4.91		> -4.00		> -4.00	
SF-539	-4.62		> -4.00		> -4.00	
SNB-19	-4.56		> -4.00		> -4.00	
SNB-75	-5.21		-4.36		> -4.00	
U251	-5.29		> -4.00		> -4.00	
<b>Melanoma</b>						
LOX IMV1	-5.43		> -4.00		> -4.00	
MALME-3M	-4.62		> -4.00		> -4.00	
M14	-4.44		> -4.00		> -4.00	
MDA-MB-435	> -4.00		> -4.00		> -4.00	
SK-MEL-2	-4.25		> -4.00		> -4.00	
SK-MEL-28	> -4.00		> -4.00		> -4.00	
SK-MEL-5	-5.23		> -4.00		> -4.00	
UACC-257	-4.46		> -4.00		> -4.00	
UACC-62	-5.10		> -4.00		> -4.00	
<b>Ovarian Cancer</b>						
IGROV1	-4.56		> -4.00		> -4.00	
OVCAR-3	-4.66		> -4.00		> -4.00	
OVCAR-4	-5.10		> -4.00		> -4.00	
OVCAR-5	> -4.00		> -4.00		> -4.00	
OVCAR-8	-5.14		> -4.00		> -4.00	
NCI/ADR-RES	-5.15		> -4.00		> -4.00	
SK-OV-3	-4.62		> -4.00		> -4.00	
<b>Renal Cancer</b>						
786-0	-4.98		-4.01		> -4.00	
A498	-5.74		> -4.00		> -4.00	
ACHN	-4.47		> -4.00		> -4.00	
CAKI-1	-5.01		> -4.00		> -4.00	
RXF 393	-5.07		> -4.00		> -4.00	
SN12C	> -4.00		> -4.00		> -4.00	
TK-10	-4.43		> -4.00		> -4.00	
UO-31	-4.60		> -4.00		> -4.00	
<b>Prostate Cancer</b>						
PC-3	-5.28		> -4.00		> -4.00	
DU-145	-4.35		> -4.00		> -4.00	
<b>Breast Cancer</b>						
MCF7	-4.65		> -4.00		> -4.00	
MDA-MB-231/ATCC	-5.20		> -4.00		> -4.00	
HS 578T	-5.02		> -4.00		> -4.00	
BT-549	-5.17		> -4.00		> -4.00	
T-47D	-5.17		> -4.00		> -4.00	
MDA-MB-468	-5.26		> -4.00		> -4.00	

MID  
Delta  
Range

-4.87  
0.87  
1.74



-4.01  
0.37  
0.38



-4.0  
0  
0.0

