This journal is © The Royal Society of Chemistry and The Centre National de la Recherche Scientifique, 2006

Supplementary Information

Accompanying

Crystallographic Evidence of theoretically unpredicted Anion–π Interactions

Hélène Casellas,[a] Chiara Massera,[b] Francesco Buda,[a] Patrick Gamez,*[a] and Jan Reedijk*[a]

[a] *Leiden Institute of Chemistry, Leiden University, P.O. Box 9502, 2300 RA Leiden, The Netherlands. Fax: 31 715274451; Tel: 31 715274260; E-mail: p.gamez@chem.leidenuniv.nl*

[b] *Dipartimento di Chimica Generale ed Inorganica, Chimica Analitica, Chimica Fisica, Università degli Studi di Parma, Parco Area delle Scienze 17/A, 43100 Parma, Italy.*

Figure S1. Crystal packing (space filling mode) along the *a* axis showing empty channels. S2

Figure S2. Crystal packing (capped sticks mode) along the *a* axis showing the channels which contain nitrate and water molecules (ball and stick mode). S2

Figure S3. Crystal packing (wireframe mode) along the *a* axis showing the channels which contain nitrate and water molecules (space filling mode). S3

This journal is © The Royal Society of Chemistry and The Centre National de la Recherche Scientifique, 2006

Figure S1. Crystal packing (space filling mode) along the *a* axis showing empty channels.

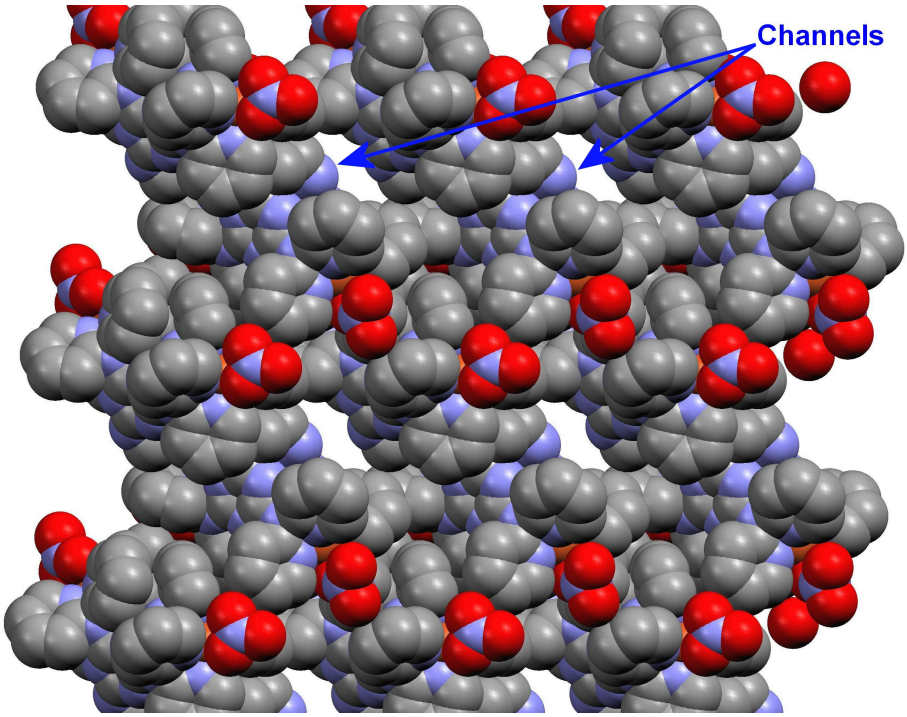

Figure S2. Crystal packing (capped sticks mode) along the *a* axis showing the channels which contain nitrate and water molecules (ball and stick mode).

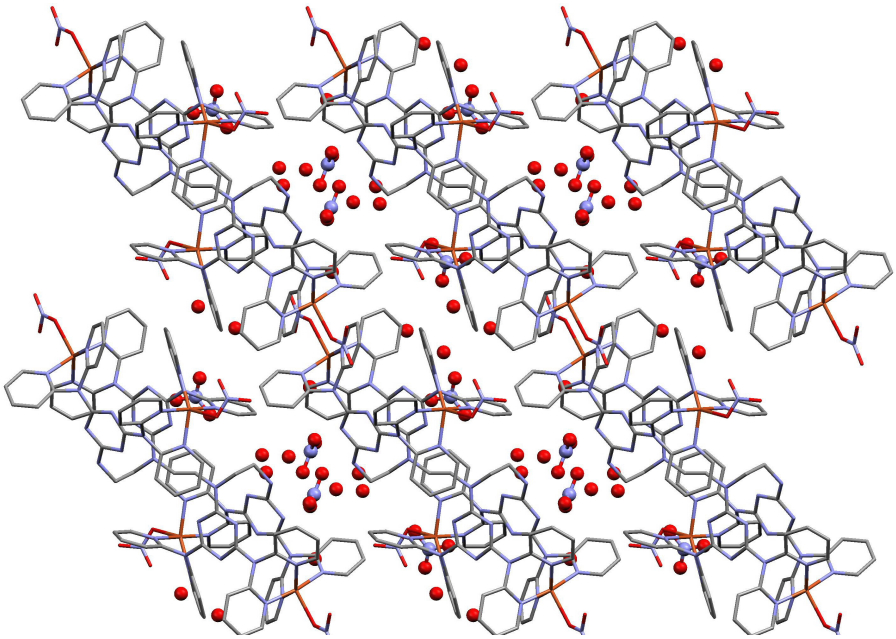

This journal is © The Royal Society of Chemistry and The Centre National de la Recherche Scientifique, 2006
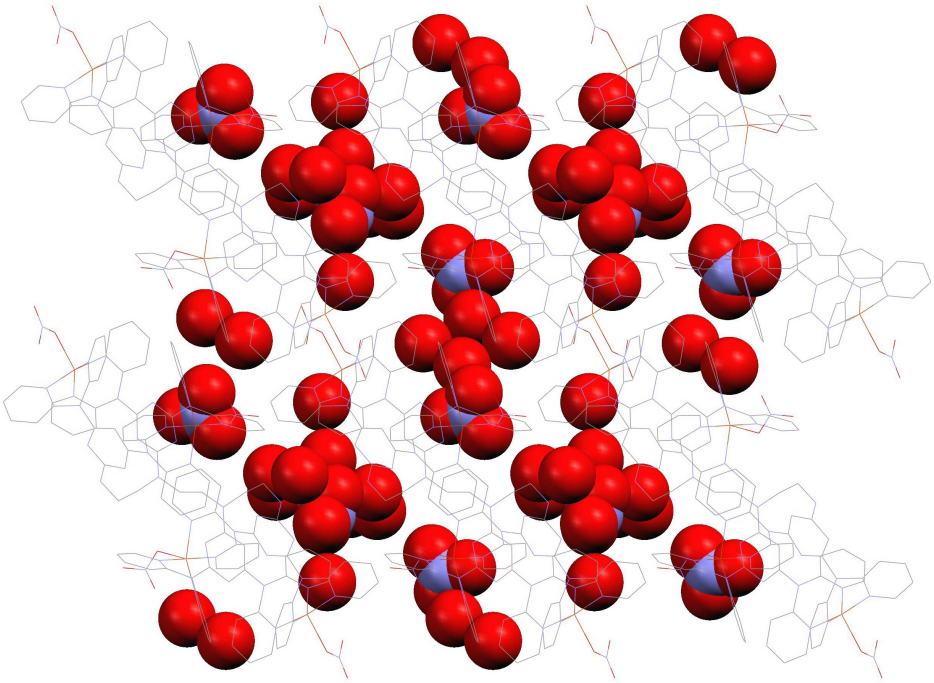
Figure S3. Crystal packing (wireframe mode) along the *a* axis showing the channels which contain nitrate and water molecules (space filling mode).