

High-Surface-Area Titanium Phosphonate Materials with Hierarchical Porosity for Multi-Phase Adsorption

*Tian-Yi Ma, Xiu-Zhen Lin, Xue-Jun Zhang, Zhong-Yong Yuan**

Supporting Information:

Figure S1. Wide angle and low angle (*inset*) XRD patterns of the synthesized TPPH-F127 and TPPH-P123.

Figure S2. FT-IR spectra of HEDP and the synthesized TPPH materials.

Figure S3. ^{31}P and ^{13}C MAS NMR spectra of TPPH-F127 material.

Figure S4. TGA-DSC curves of TPPH-P123 material.

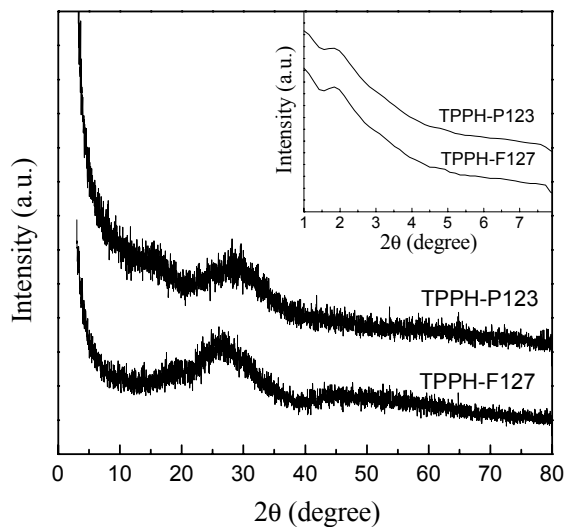


Figure S1. Wide angle and low angle (*inset*) XRD patterns of the synthesized TPPH-F127 and TPPH-P123.

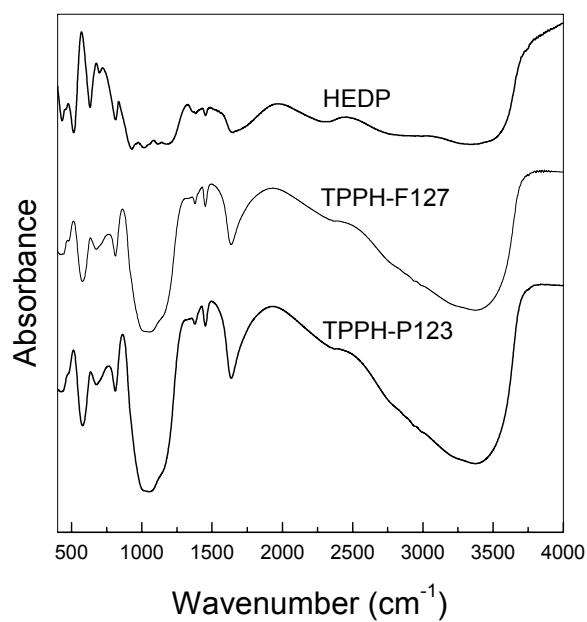


Figure S2. FT-IR spectra of HEDP and the synthesized TPPH materials.

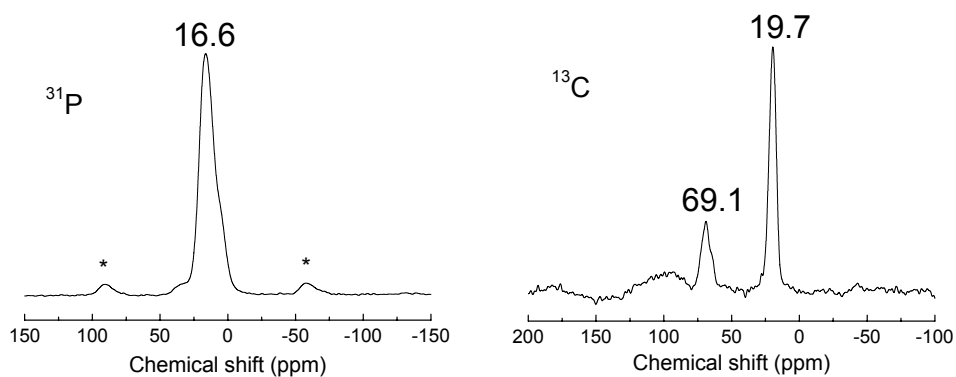


Figure S3. ^{31}P and ^{13}C MAS NMR spectra of TPPH-F127 material.

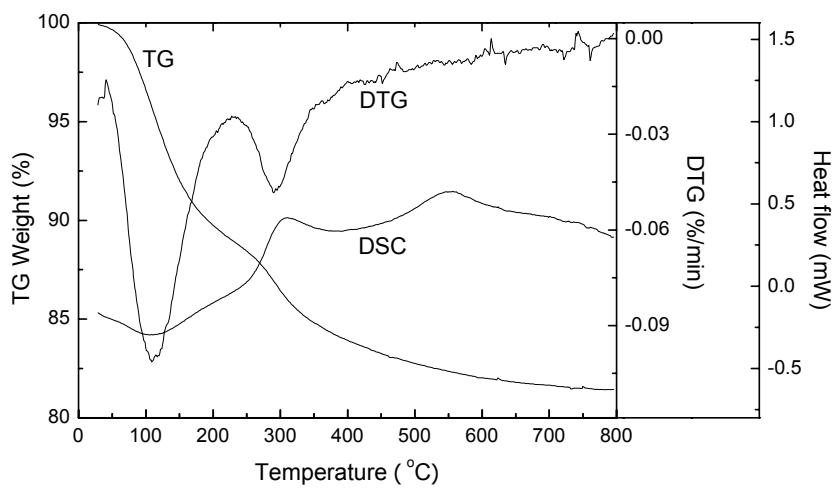


Figure S4. TGA-DSC curves of TPPH-P123 material.