

Supplementary Material (ESI) for New Journal of Chemistry  
This journal is © The Royal Society of Chemistry and  
The Centre National de la Recherche Scientifique, 2010

**Correlation among Main-Chain Conformation,  
Supramolecular Aggregates and Gel-Forming Ability  
of Dendronized Polymer Gelators**

Zijian Zhang, Miao Yang, Changyu Hu, Bo Liu, Minbiao Hu, Xinjun  
Zhang, Wei Wang\*

Center for Synthetic Soft Materials, The Key Laboratory of Functional  
Polymer Materials of Ministry of Education and Institute of Polymer  
Chemistry, Nankai University, Tianjin 300071, China

Yunchun Zhou, Hanfu Wang,  
State Key Laboratory of Polymer Physics and Chemistry and Changchun  
Institute of Applied Chemistry, Chinese Academy of Sciences, 5625  
Renmin Street, Changchun 130022, China

## Synthesis of Quaternized Poly(4-vinylpyridine) (QP4VP).

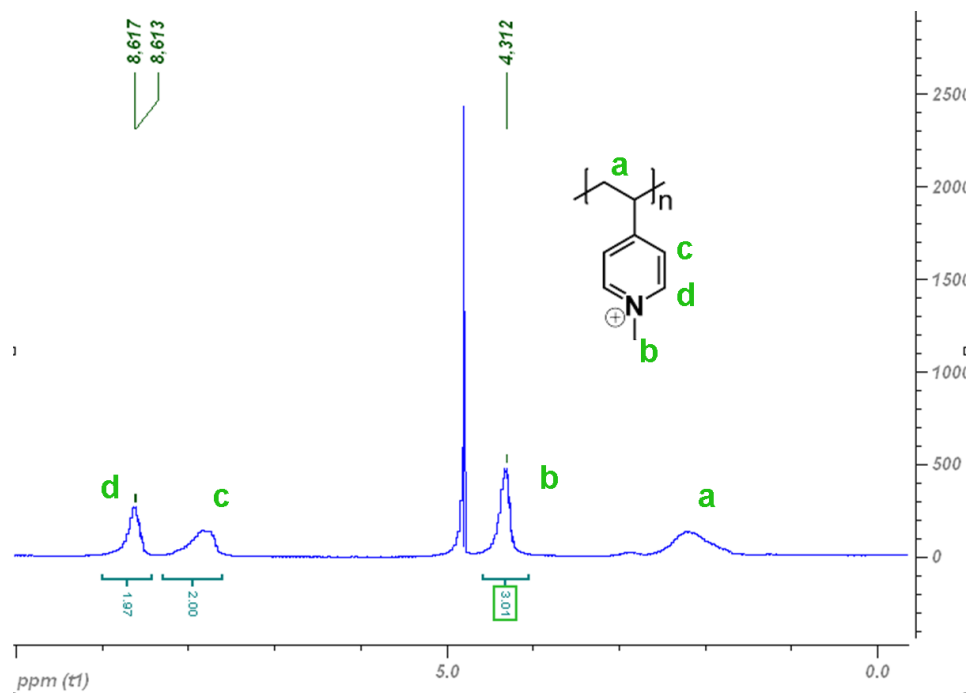


Figure S1.  $^1\text{H}$  NMR spectrum of QP4VP in  $\text{D}_2\text{O}$ .

## Synthesis of ionized $g_2$ -PUA.

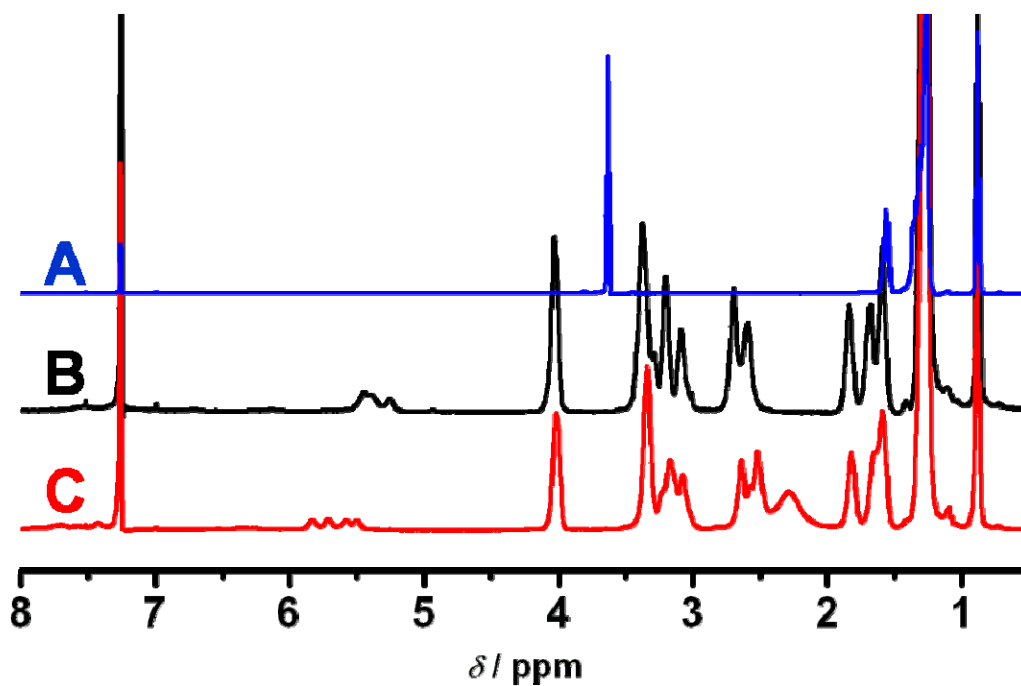


Figure S2.  $^1\text{H}$  NMR spectra of  $n$ -hexadecanol (A),  $g_2$ -PUA dendron (B) and ionized  $g_2$ -PUA (C) in  $\text{CDCl}_3$ .

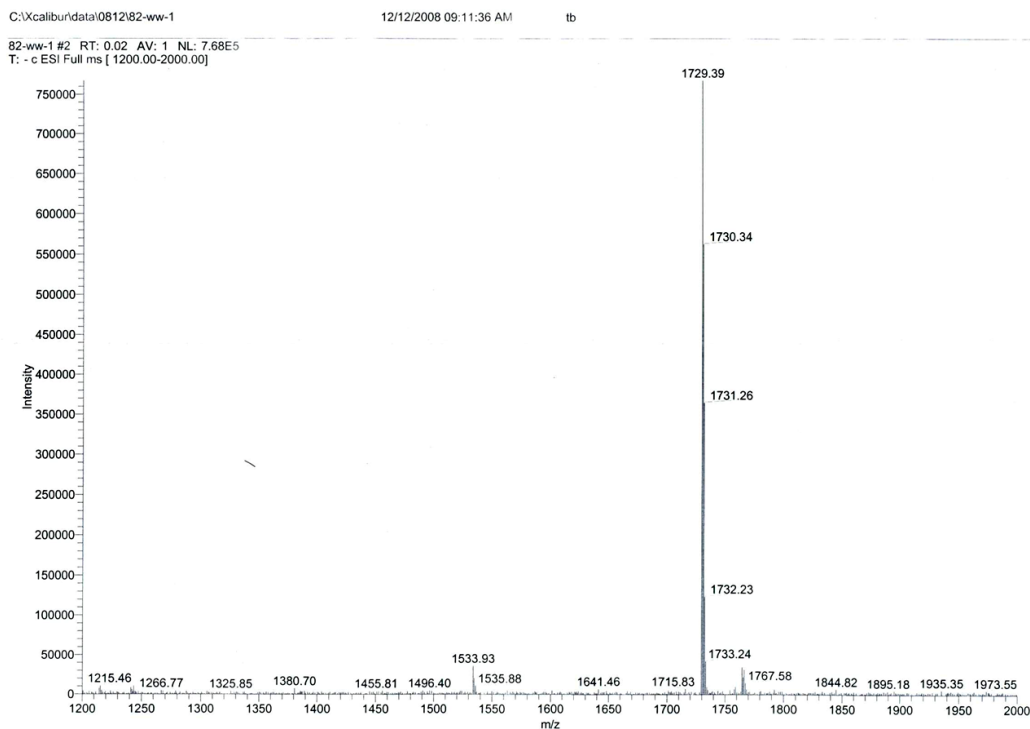


Figure S3. ESI-MS spectrum of ionized  $g_2$ -PUA.

### Synthesis of $g_2$ -PUA-PAH and $g_2$ -PUA-QP4VP.

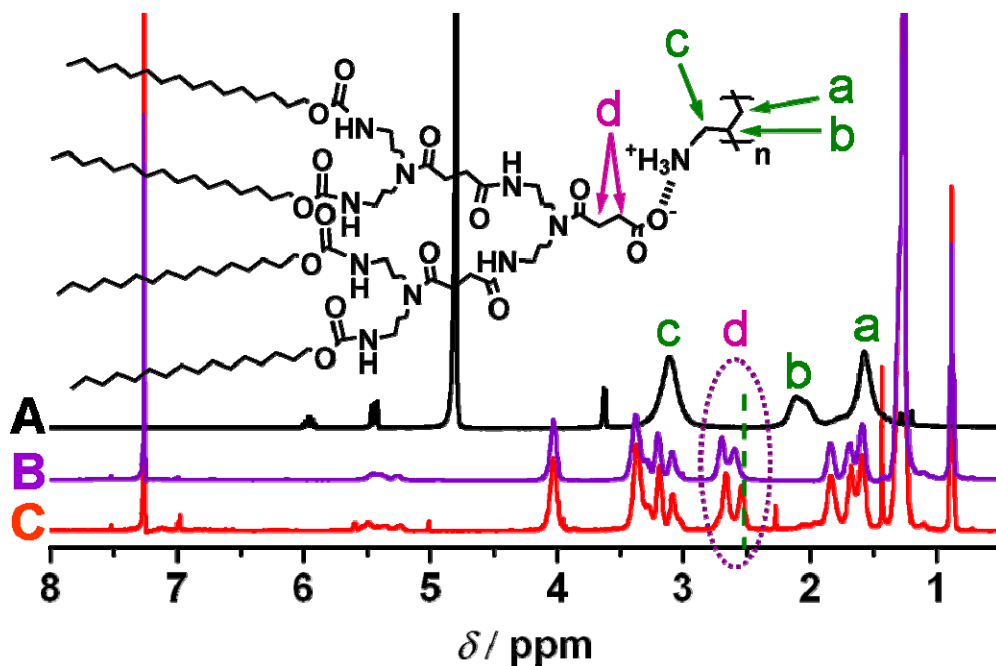


Figure S4.  $^1\text{H}$  NMR spectra of PAH (A) in  $\text{D}_2\text{O}$ ,  $g_2$ -PUA (B) and  $g_2$ -PUA-PAH (C) in  $\text{CDCl}_3$ .

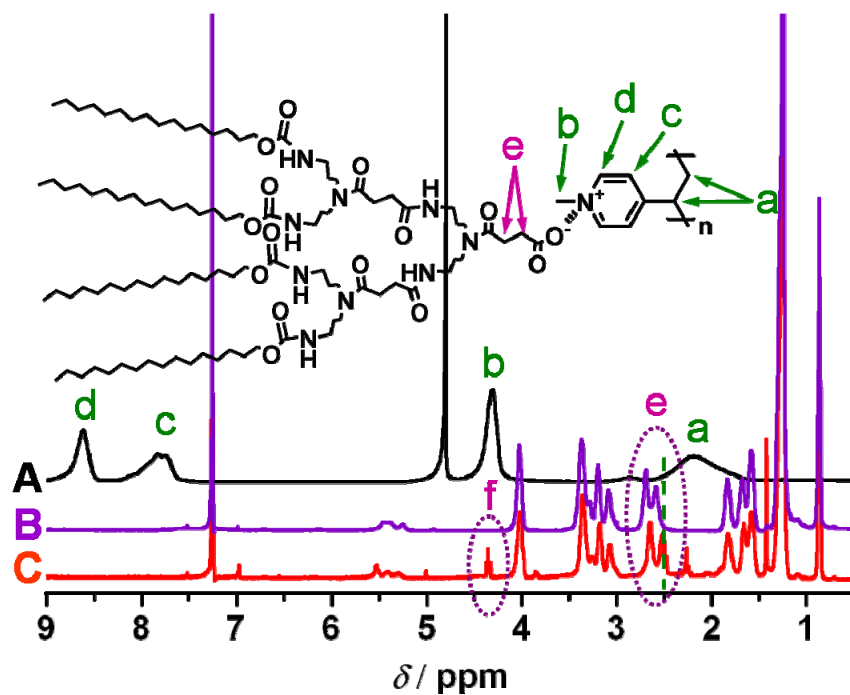


Figure S5.  $^1\text{H}$  NMR spectra of QP4VP (A) in  $\text{D}_2\text{O}$ ,  $g_2$ -PUA (B) and  $g_2$ -PUA-QP4VP (C) in  $\text{CDCl}_3$ .

### 3D AFM Height Image of Dried Samples of Gels.

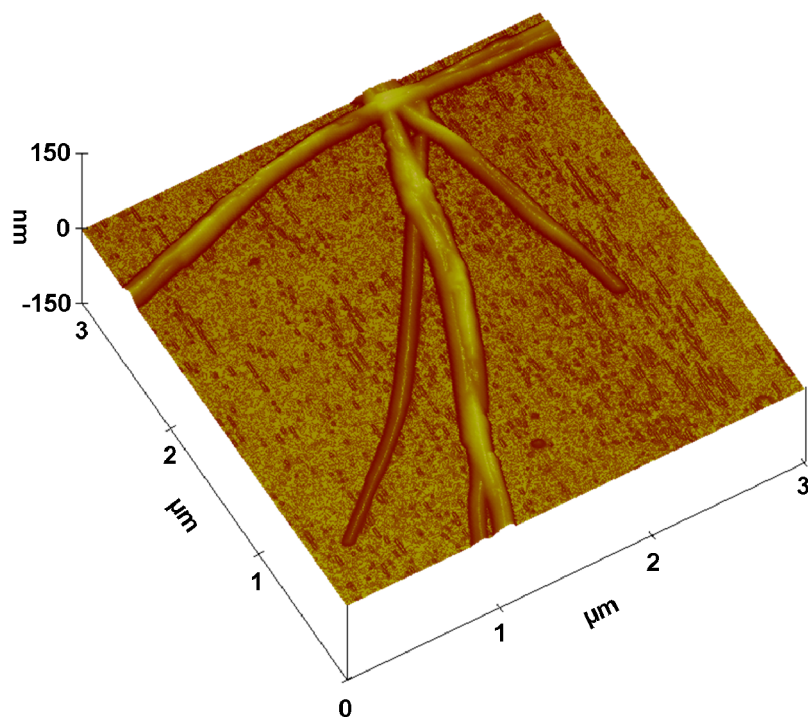


Figure S6. 3D AFM height image of a dried-sample of the  $g_2$ -PUA-PDADMA gel.




Figure S7. 3D AFM height image of a dried-sample of the  $g_2$ -PUA-PAH gel.




Figure S8. 3D AFM height image of a dried-sample of the  $g_2$ -PUA-QP4VP gel.