

Electronic Supplementary Information (ESI)

ORTEP drawing of the structures of $[M_2L_4]^{4+}$ in complexes **2**, **3**, **5** and **6**.

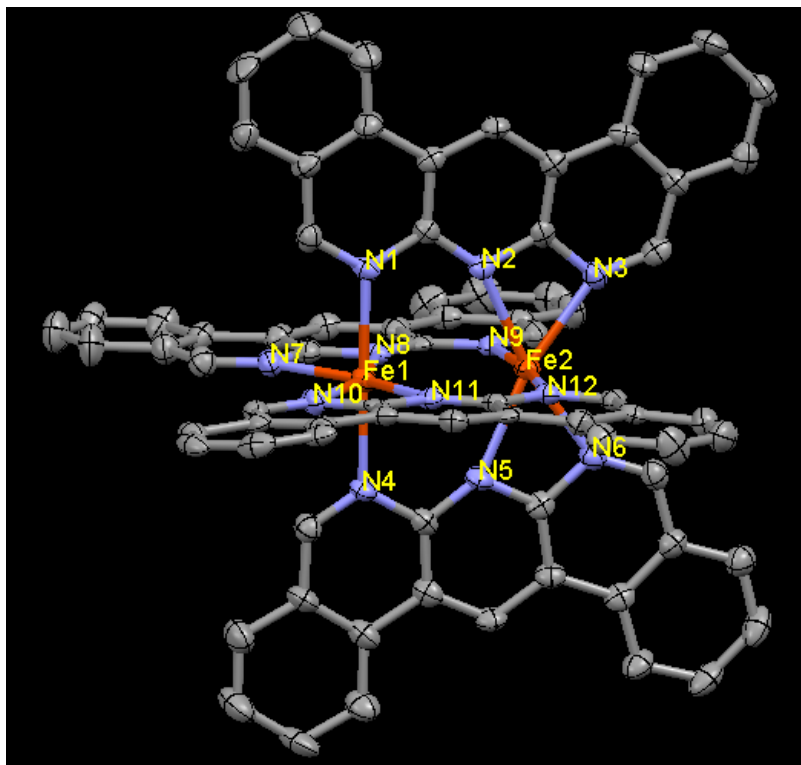


Fig. 1S ORTEP drawing of the structure of $[M_2L_4]^{4+}$ in **2**. Hydrogen atoms are omitted for clarity. Thermal ellipsoids are drawn at the 30% probability level.

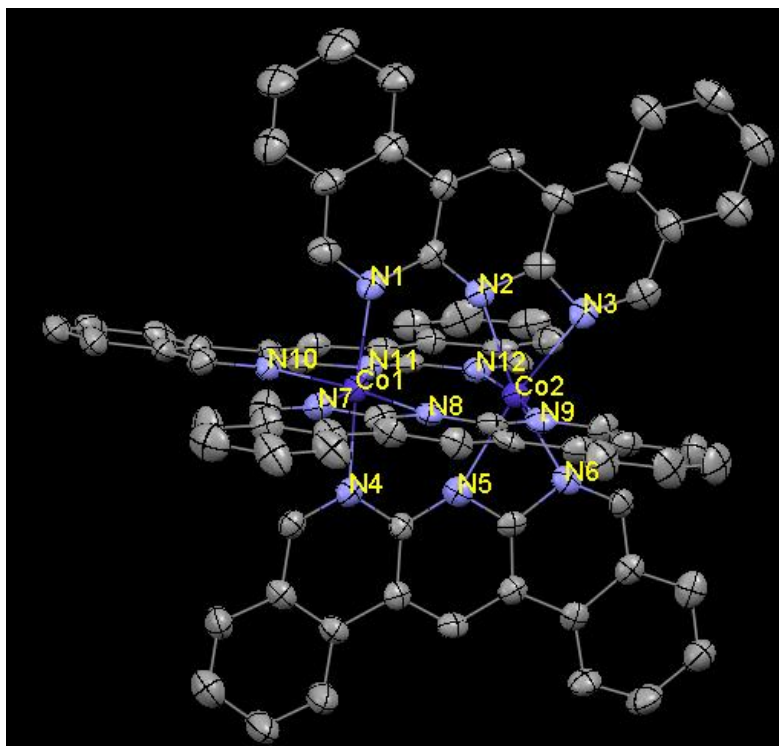


Fig. 2S ORTEP drawing of the structure of $[M_2L_4]^{4+}$ in **3**. Hydrogen atoms are omitted for clarity. Thermal ellipsoids are drawn at the 30% probability level.

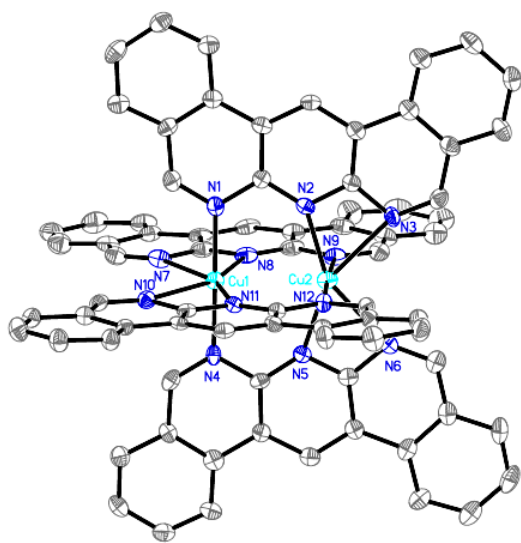


Fig. 3S ORTEP drawing of the structure of $[M_2L_4]^{4+}$ in **5**. Hydrogen atoms are omitted for clarity.

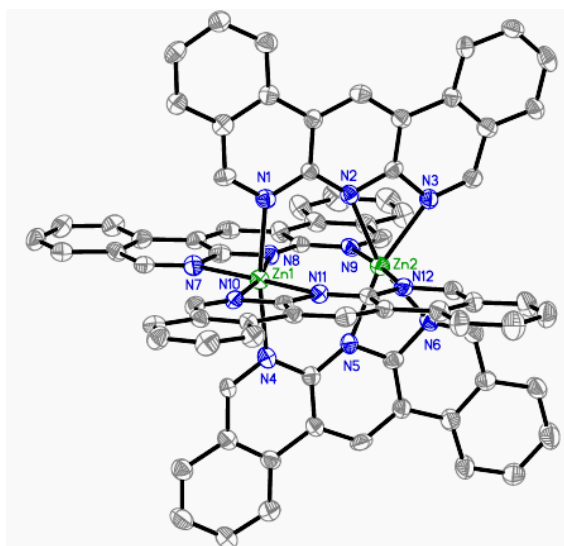


Fig. 4S ORTEP drawing of the structure of $[M_2L_4]^{4+}$ in **6**. Hydrogen atoms are omitted for clarity.