

Supporting Information

Dinuclear lanthanide complexes bridged by nitronyl nitroxide radical ligands with 2-phenolate groups: structure and magnetic Properties

Xuelan Mei, Xiufeng Wang, Juanjuan Wang, Yue Ma, Licun Li*, Daizheng Liao

*Department of Chemistry, Key Laboratory of Advanced Energy Materials Chemistry
and Tianjin Key Laboratory of Metal and Molecule-based Material Chemistry,
Nankai University, Tianjin 300071, China*

E-mail: llicun@nankai.edu.cn

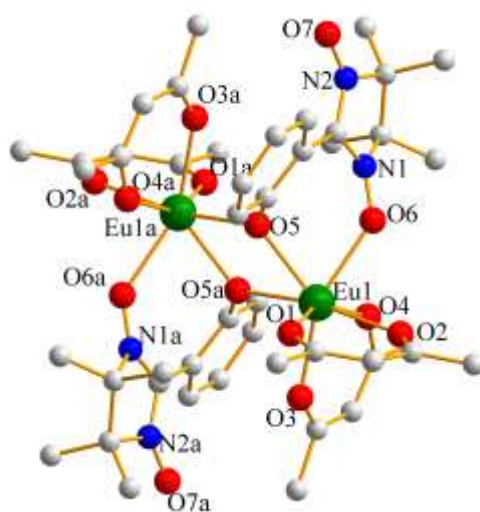


Fig. S1. Crystal structure of complex **2**. All hydrogen atoms are omitted for clarity.
 Symmetry code a: $-x+2, -y+1, -z+1$.

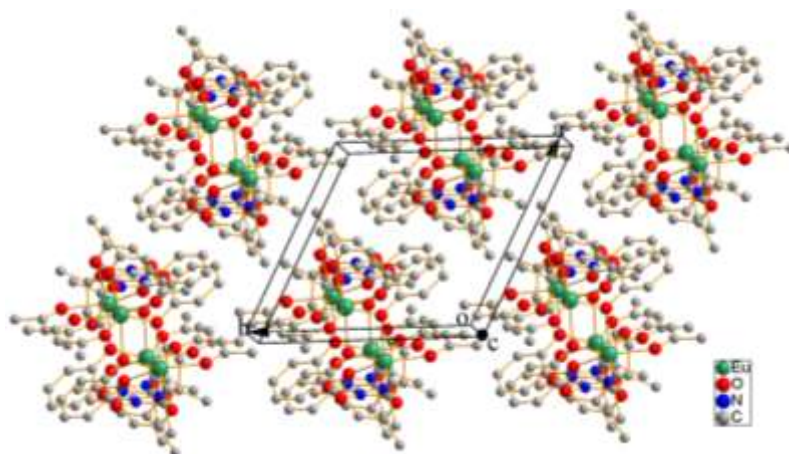


Fig. S2. Packing diagram of complex **2**. All hydrogen atoms are omitted for clarity.

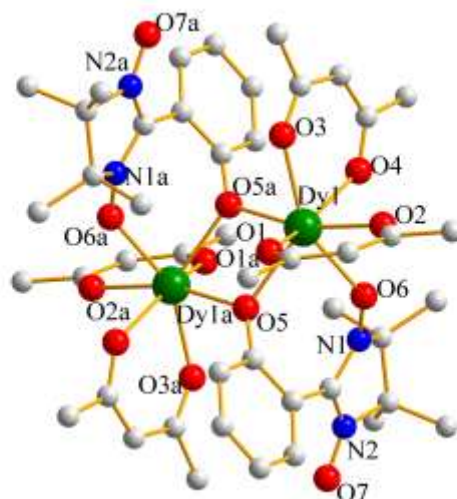


Fig. S3. Crystal structure of complex **3**. All hydrogen atoms are omitted for clarity.
 Symmetry code a: $-x+1, -y, -z$.

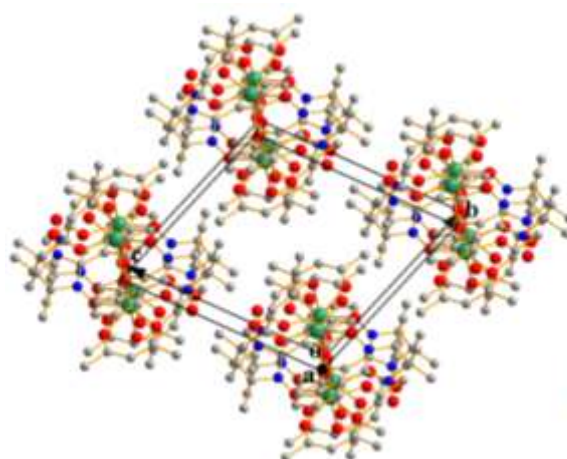


Fig. S4. Packing diagram of complex **3**. All hydrogen atoms are omitted for clarity.

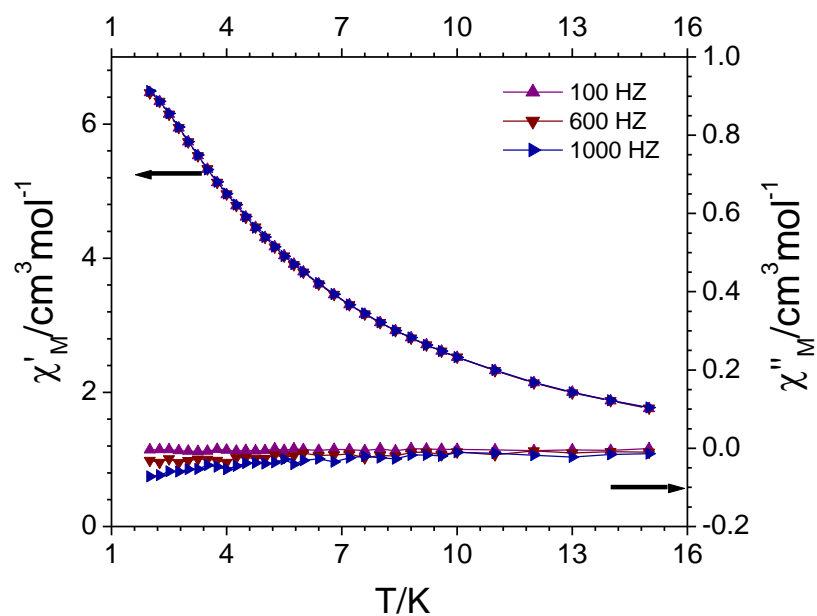


Fig. S5. Temperature dependence of the in-phase and out-of-phase components of the ac magnetic susceptibility for **3** in zero dc fields with an oscillation of 3.5 Oe.