

## Efficient visible light photocatalytic activity of CdS on (001) facets exposed to BiOCl

Bitao.Liu,\* Wenjing Xu, Ting Sun, Ming Chen, Liangliang Tian,\* Jinbiao Wang,

### Electronic Supplementary Information

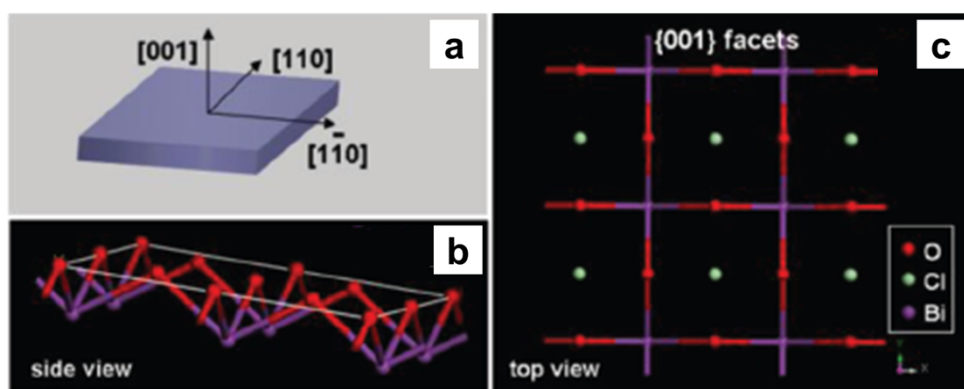


Fig. S1 Schematic illustration of the crystal orientation of the nanosheet (a), side (b) and top view (c) of atomic structure of the {001} facets.<sup>[1]</sup>




Fig. S2 TEM and HRTEM images of pure 1wt% CdS/BiOCl (a, b), 10wt% CdS/BiOCl (c, d).

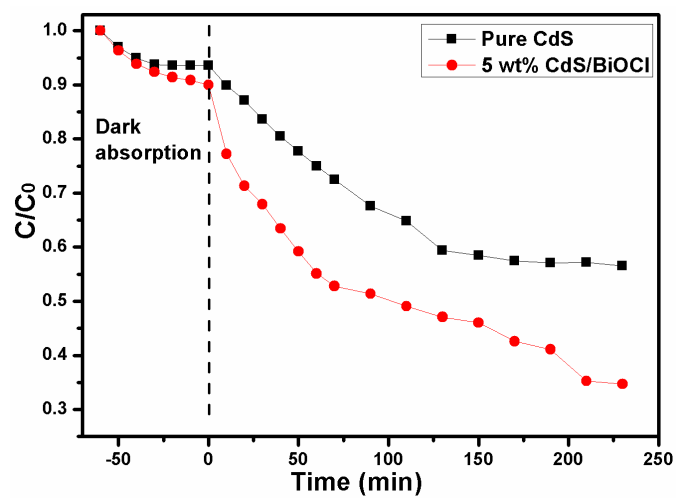


Fig. S3 Photocatalytic degradation of MO under the irradiation of visible light.