This journal is (c) The Royal Society of Chemistry 2009

Supporting Information

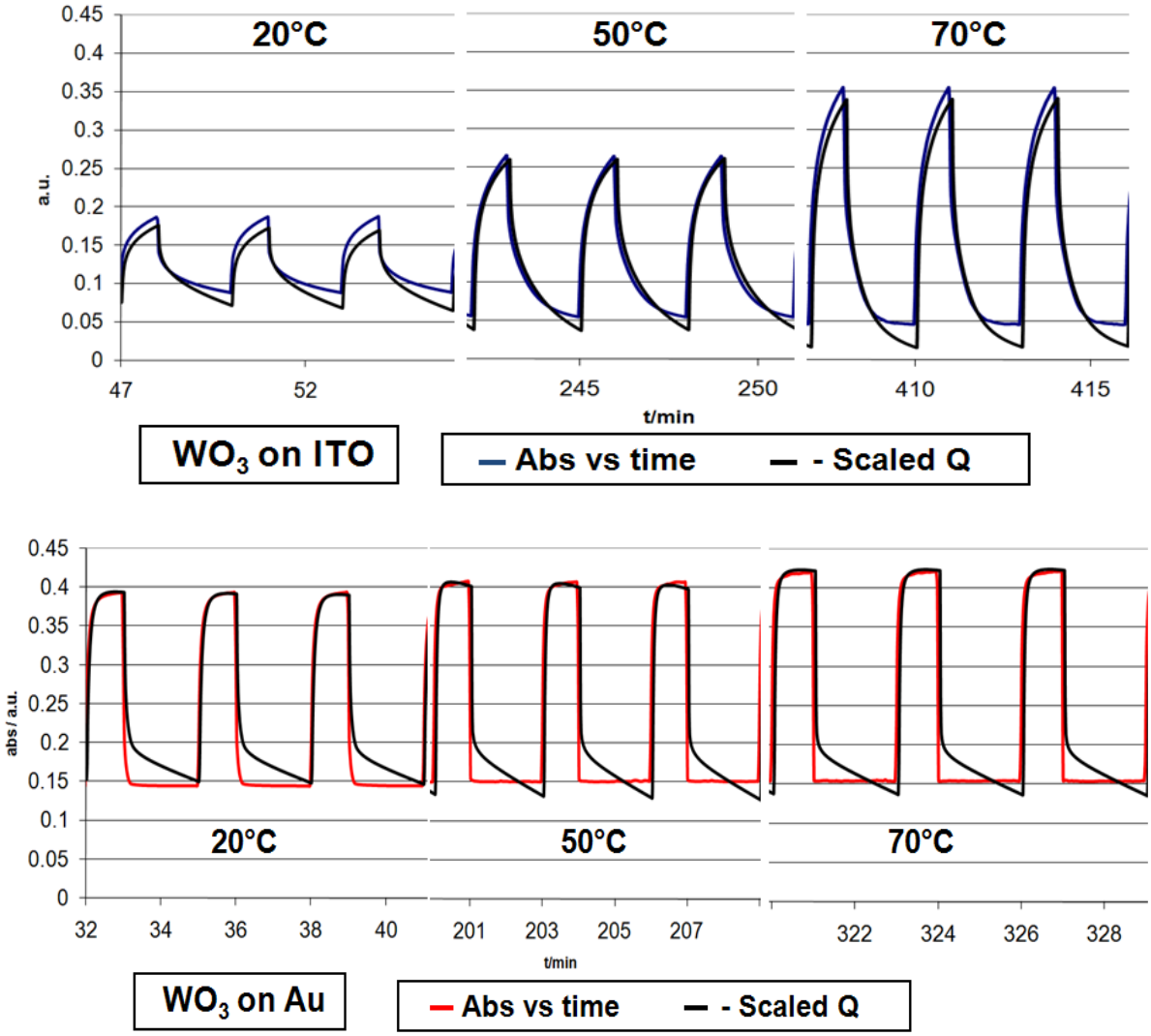

Figure S1 : Comparison of the variation of absorbance and charge inserted/extracted during redox cycles (± 1 V vs Ag in 1 M $LiClO_4$ in Propylenecarbonate) at different temperatures for WO_3 films on ITO and Au coated glass. The charge has been scaled to match the range of the absorbance.

Figure S1 shows that the evolution of absorbance and charge insertion/extraction can be superimposed. It is worth noting that for the gold electrodes the charge extraction during bleaching is already completed after a few seconds, the further extracted charge must be accounted to other faradaic processes (e.g. oxidation of the solvent).

This journal is (c) The Royal Society of Chemistry 2009

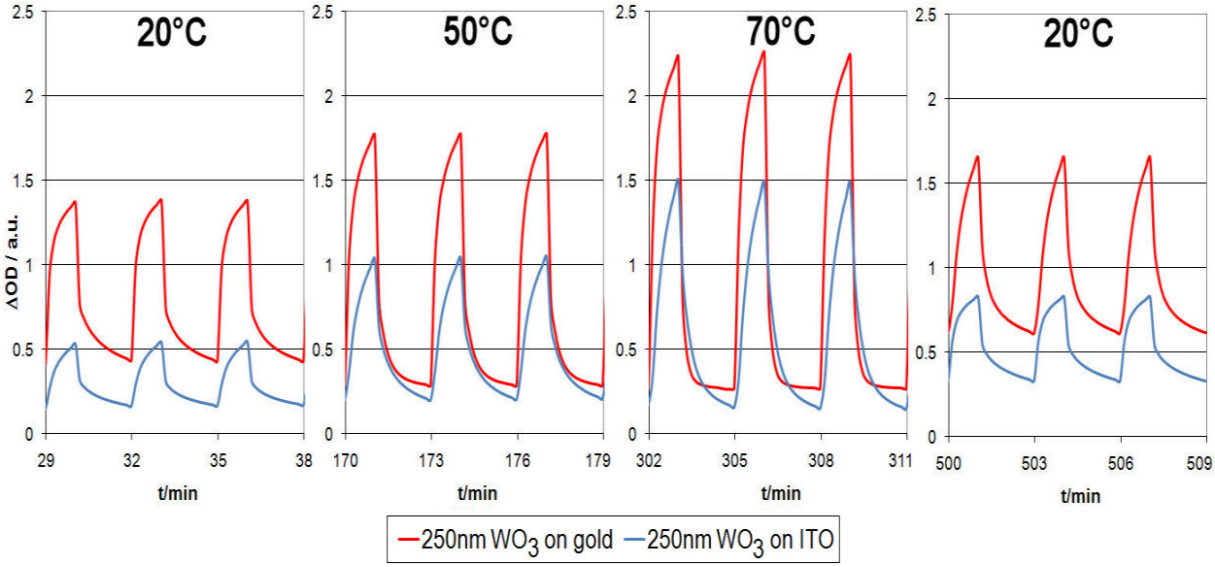

Figure S2 : Comparison of the variation of absorbance during redox cycles (± 1 V vs Ag in 1 M $LiClO_4$ in Propylenecarbonate) at different temperatures for 250 nm WO_3 films on ITO and Au coated glass.

Figure S2 shows that at higher thickness the enhancement of the electrochromism on gold electrodes is still observed, yet the kinetics resemble more and more those of the ITO electrode.

Figure S3 shows SEM pictures of the sol-gel derived films with the KLE template (S3.A) and the thermally evaporated WO_3 (S3.B). Both films were heated to 550°C to remove the template and/or crystallize the film. Note that the mesoporous structure is retained in the KLE template film, whereas the evaporated film shows less porosity, but some cracks that might facilitate electrolyte access

This journal is (c) The Royal Society of Chemistry 2009



Figure S3 : SEM images of a) mesoporous WO_3 templated by KLE and calcined at 550°C and thermally evaporated WO_3 (also crystallized at 550°C) Note the intact mesopores in a).