

Direct growth of NiCo₂O₄ nanostructure on conductive substrates with enhanced electrocatalytic activity and stability for methanol oxidation

Lei Qian^a, Li Gu^a, Li Yang^a, Hongyan Yuan^b, Dan Xiao^{a, b, *}

^aCollege of Chemistry and ^bCollege of Chemical Engineering, Sichuan University, 29 Wangjiang Road, Chengdu 610064, PR China.

* Corresponding authors. Fax: +86-28-85416029; Tel: +86-28-85415029; E-mail address: xiaodan@scu.edu.cn

Supporting Informations

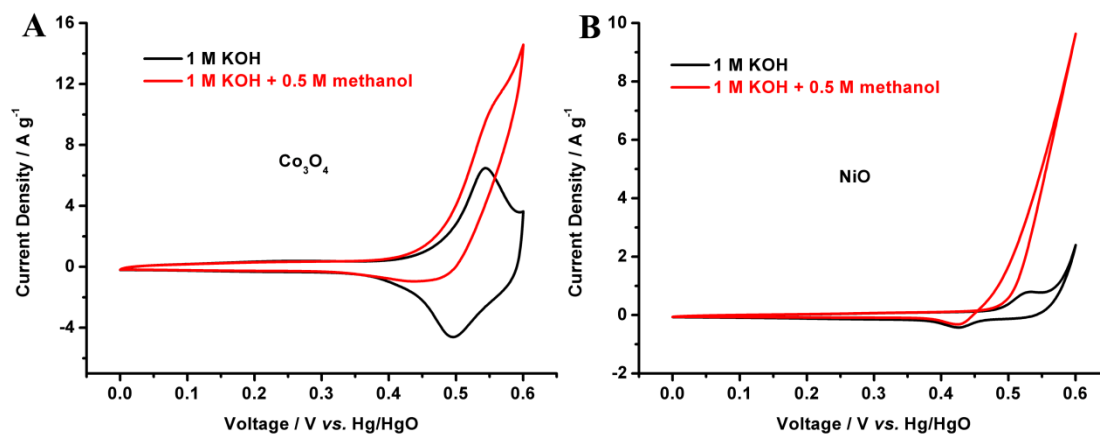


Fig. S1. CV curves of Co₃O₄/SS (A) and NiO/SS (B) electrode in 1 M KOH with and without 0.5 M methanol at a scan rate of 10 mV s⁻¹.

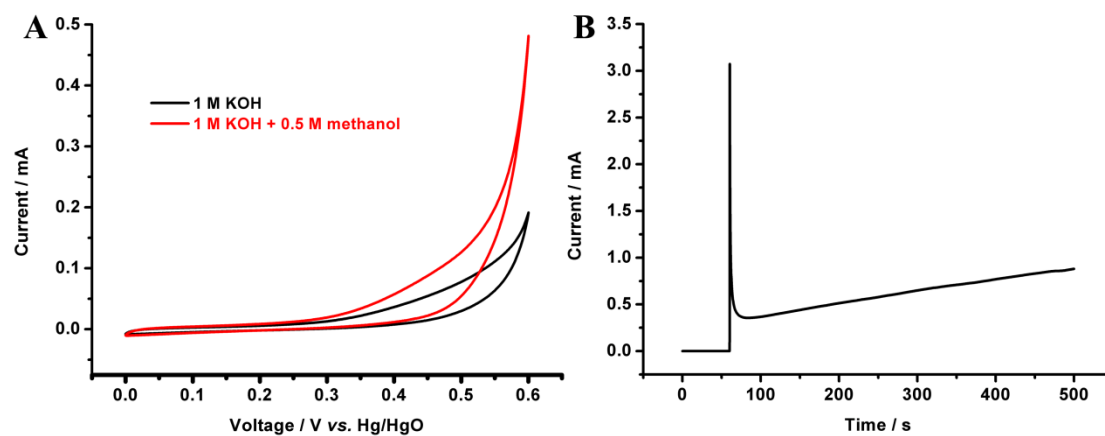


Fig. S2. (A) CV curves of blank SS in 1 M KOH with and without 0.5 M methanol at a scan rate of 10 mV s⁻¹. (B) Chronoamperometry curves of blank SS in 1 M KOH with 0.5 M methanol at

potential of 0 V (0-60 s) and 0.6 V (60-500 s).

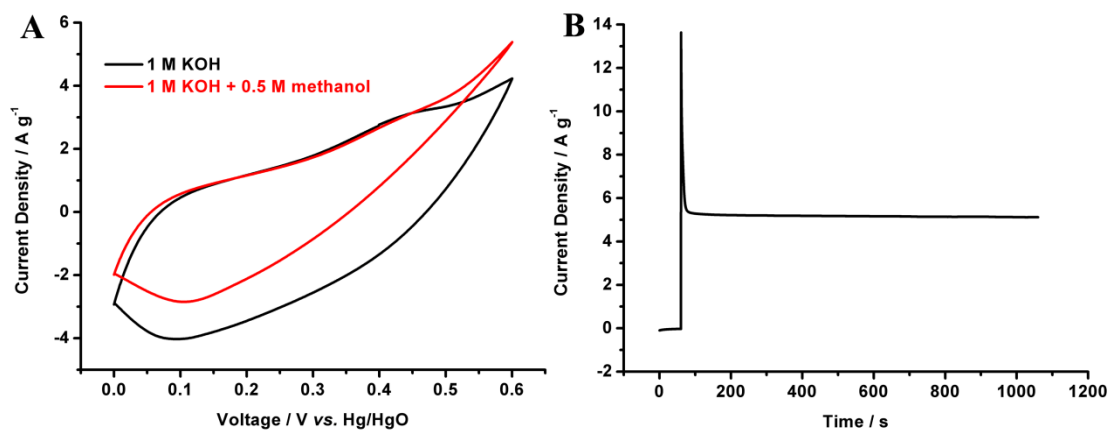


Fig. S3. (A) CV curves of NiCo₂O₄/ITO electrode in 1 M KOH with and without 0.5 M methanol at a scan rate of 10 mV s⁻¹. (B) Chronoamperometry curves of NiCo₂O₄/ITO electrode in 1 M KOH with 0.5 M methanol at potential of 0 V (0-60 s) and 0.6 V (60-1060 s).

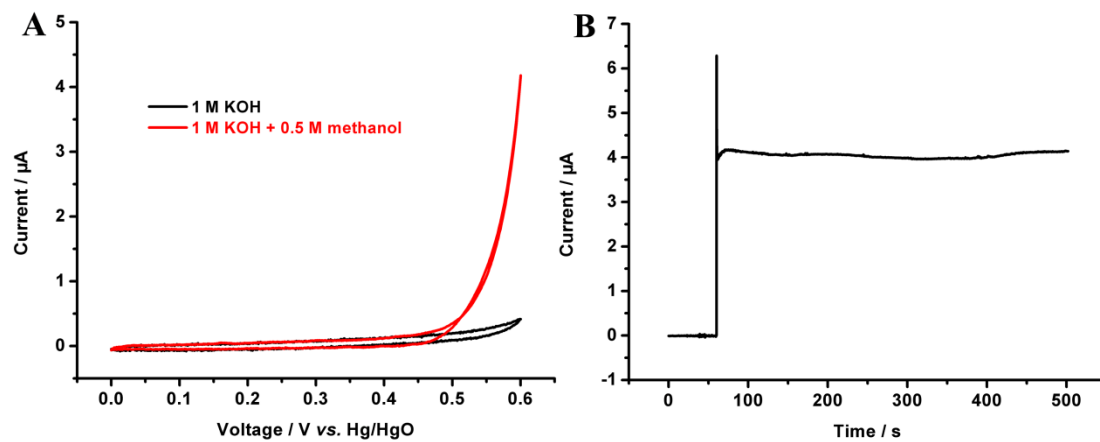


Fig. S4. (A) CV curves of blank ITO in 1 M KOH with and without 0.5 M methanol at a scan rate of 10 mV s⁻¹. (B) Chronoamperometry curves of blank ITO in 1 M KOH with 0.5 M methanol at potential of 0 V (0-60 s) and 0.6 V (60-500 s).