

Supporting Information

Roll-to-roll Welding Process for Planarized Silver Nanowire Electrodes

Seong Jun Lee, Young-Hoon Kim, Jung Kyu Kim, Hionsuck Baik, Jae Hoon Park, Jaeki Lee, Jaewook Nam, Jong Hyeok Park, Tae-Woo Lee, Gi-Ra Yi, * Jeong Ho Cho*

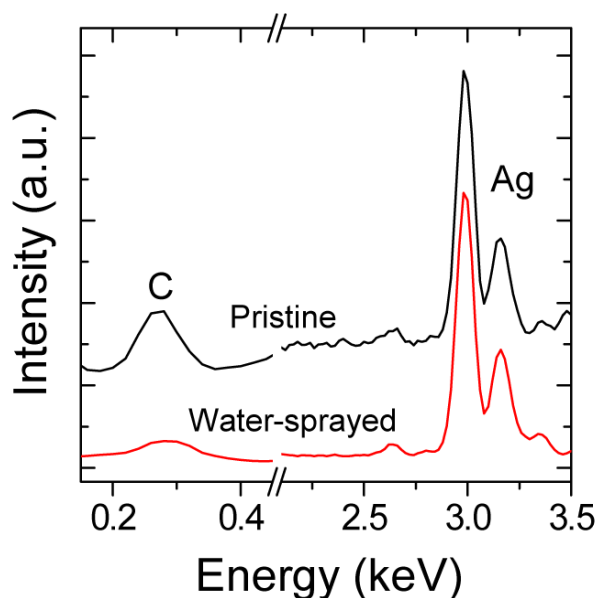


Figure S1. Energy-dispersive X-ray (EDX) spectra of the pristine and water-sprayed AgNWs films.

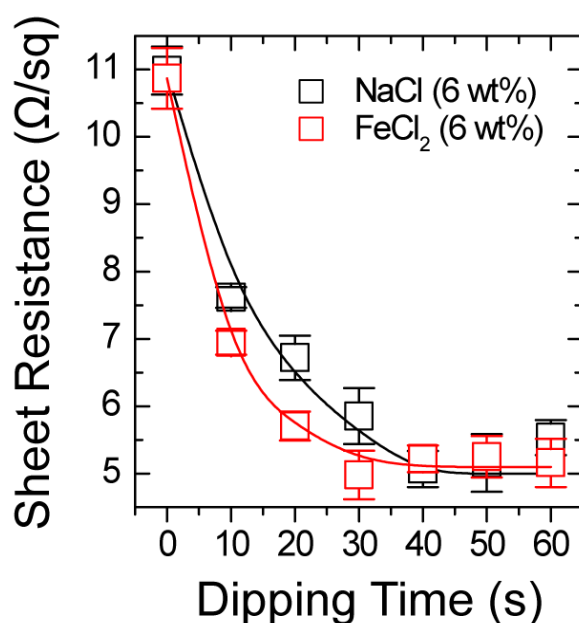


Figure S2. Changes in the sheet resistance of AgNWs film as a function of the dipping time in 6 wt% NaCl and FeCl₂ solutions.




Figure S3. Atomic force microscopy (AFM) images of the AgNWs after (a) the Meyer rod coating and (b) the three steps.