

Supplementary Information

Versatile chiroptics of peptide-induced assemblies of metalloporphyrins

Hirokuni Jintoku,^a Takashi Sagawa,^b Tsuyoshi Sawada,^a Makoto Takafuji,^a and Hirotaka Ihara^{a*}

^a *Department of Applied Chemistry and Biochemistry, Kumamoto University, Kumamoto-shi, Kumamoto 860-8555, Japan*

^b *Institute of Advanced Energy, Kyoto University, Uji Kyoto 611-0011, Japan*

Table S1 Solubility of **GTPP** and **GTPP-Zn** at 25 °C

solvent	GTPP	GTPP-Zn
water	I	I
acetonitrile	SSS	I
tetrahydrofuran	SSS	SSS
benzene	SSS	SSS
diethyl ether	I	SSS
cyclohexane	I	SS
<i>n</i> -hexane	I	S

The all samples (1 mM) were heated at 60 - 70 °C and then cooled to 25 °C. "I" indicates almost insoluble, and the solubility is higher in the order of "SSS", "SS" and "S".

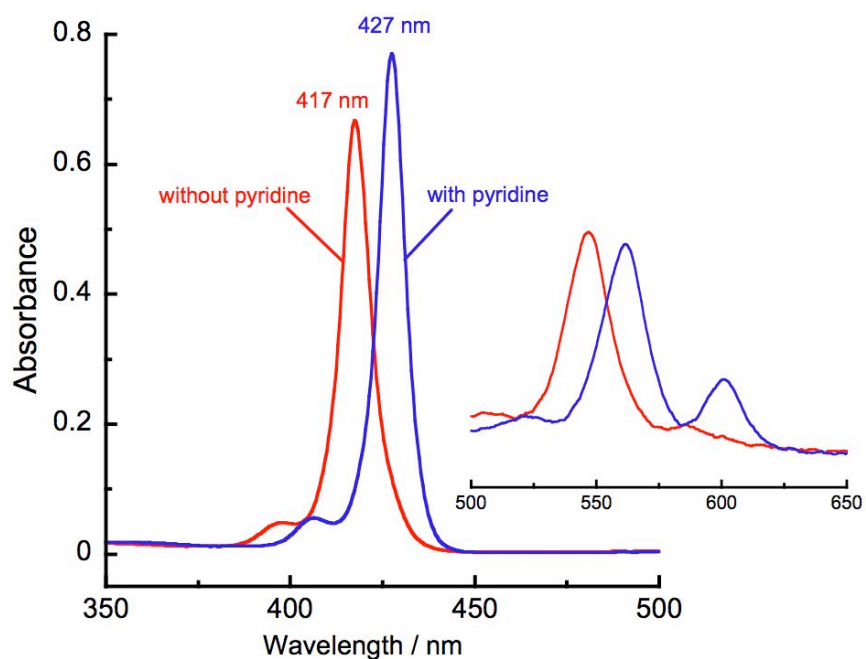


Fig. S1 UV-visible spectra of **GTPP-Zn** (1 μM) with 1 equiv of pyridine in cyclohexane at 20 °C using 10 mm quartz cell.

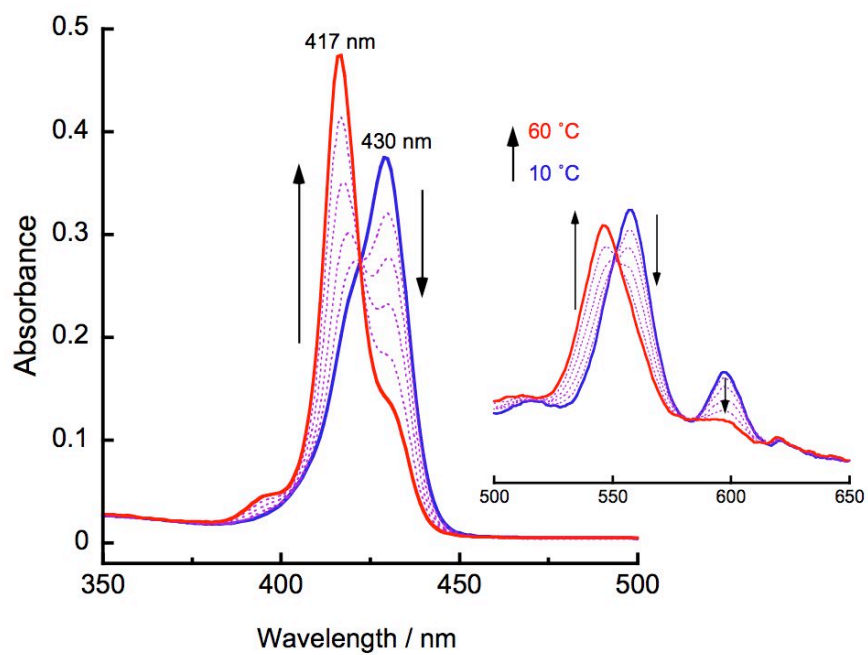


Fig. S2 Temperature dependency of UV-visible spectra of **GTPP-Zn** (10 μM) in cyclohexane using 1.0 mm quartz cell.

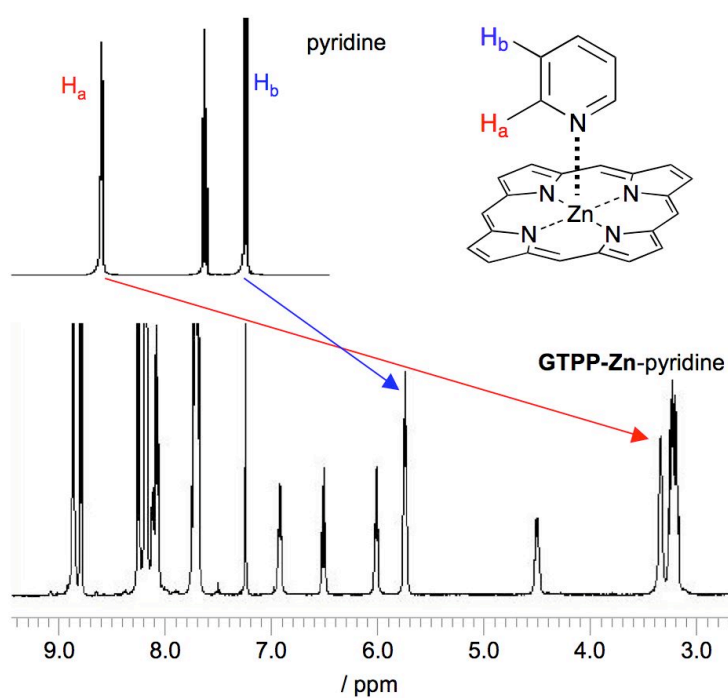


Fig. S3 ¹H-NMR spectra of pyridine and **GTPP-Zn**-pyridine complex in chloroform-*d* at 25 °C.

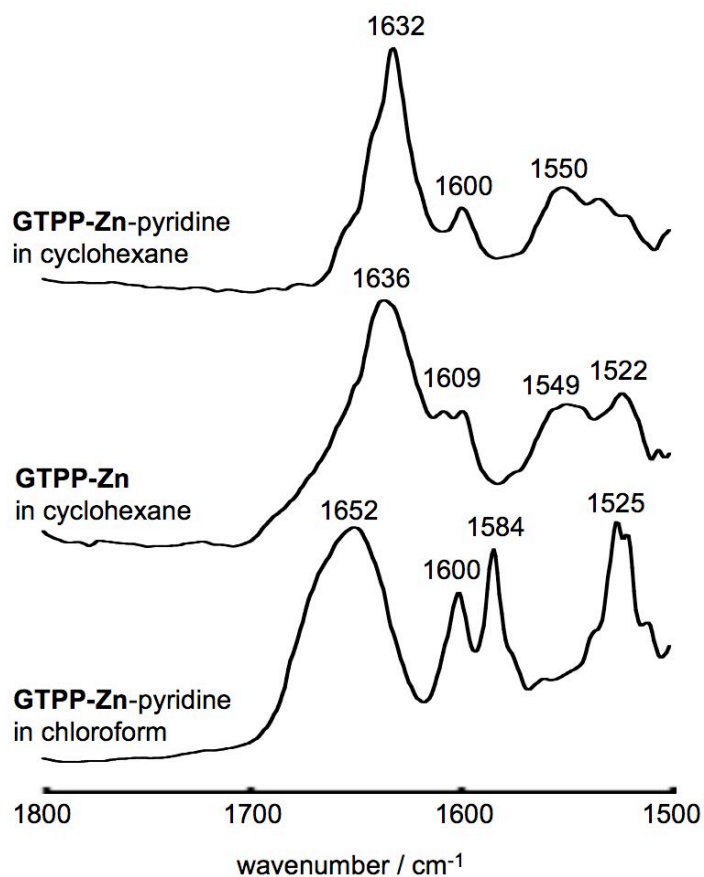


Fig. S4 FT-IR spectra of **GTPP-Zn** with 10 equiv of pyridine in various solvents.