

Supplementary Material (ESI) for Organic & Biomolecular Chemistry
This journal is (c) The Royal Society of Chemistry 2012

**Multi-component anion relay cascade of
1-acetylcyclopropanecarboxamides, aldehydes and acrylonitrile:
access to biscyanoethylated furo[3,2-c]pyridinones**

**Shao Shaoxia Lin,^a Ying Wei,^a Fushun Liang,^{a,*} Baozhong Zhao,^a Yanling Liu ^b and
Pengjun Liu^{b,*}**

^a Department of Chemistry, Northeast Normal University, Changchun 130024, China.

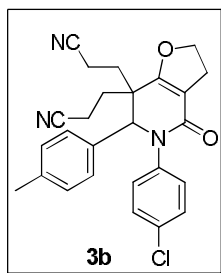
Email: liangfs112@nenu.edu.cn.

Fax: (+86) 431-85099759


^b College of Chemistry and Chemical Engineering, Hainan Normal University, Haikou
571158, China. Email: liupj12@126.com.

Supplementary information

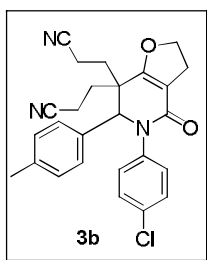
Supplementary Material (ESI) for Organic & Biomolecular Chemistry
This journal is (c) The Royal Society of Chemistry 2012



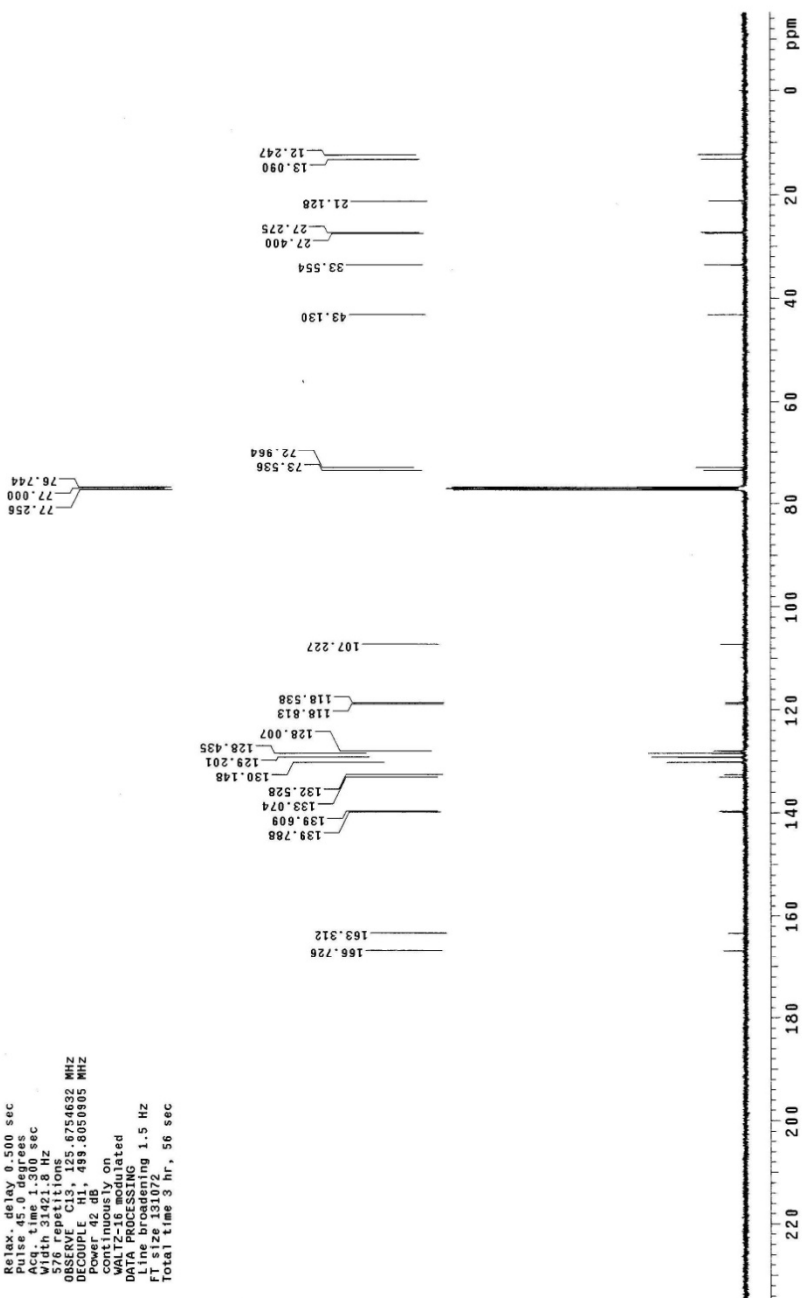
STANDARD PROTON PARAMETERS
Archive directory: /export/home/ouy/vmrsys/data
Sample directory:
Pulse Sequence: s2pu1
Solvent: CDCl3
Pulse program: zgpg30
F1: 500.136 MHz
INVOA-500 "NENUS00"
Relax. delay 1.000 sec
Pulse 45.0 degrees
Acq. time 0.000 sec
Width 7896.8 Hz
32 repetitions
OBSERVE H1 499.8025907 MHz
P1 12.000000 sec
P2 12.000000 sec
P3 12.000000 sec
Total time 1 min, 32 sec




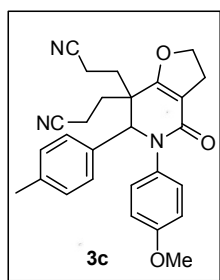
Supplementary Material (ESI) for Organic & Biomolecular Chemistry
This journal is (c) The Royal Society of Chemistry 2012



STANDARD CARBON PARAMETERS
Archive directory: /export/home/ouy/vnmr/sys/data
Sample directory:
Pulse Sequence: s2pul
Solvent: cdcl3
Ambient temperature
User: j14-87
NO: 005-0001
INOVA-500 "NMR500"
Relax. delay 0.500 sec
Pulse 45.0 degrees
Acq. time 1.56 sec
Waltz 302.8 Hz
576 repetitions
OBSERVE C13, 125.6754632 MHz
DECOUPLE H1, 499.8050905 MHz
Polarization
continuous IV
WALTZ-16 modulated
DATA PROCESSING
Larmor frequency 1.5 Hz
FT size 131072
Total time 3 hr, 56 sec



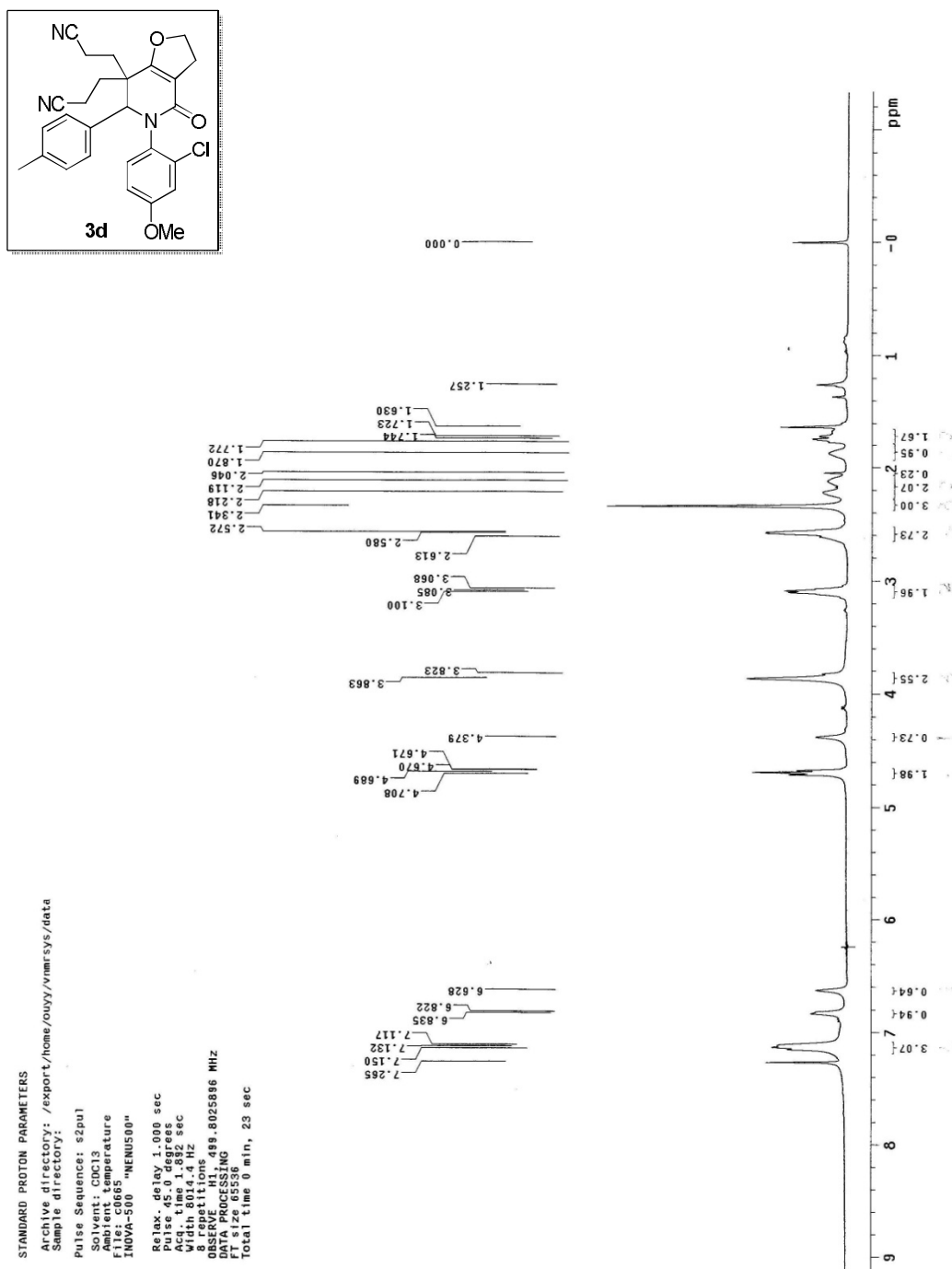
Supplementary Material (ESI) for Organic & Biomolecular Chemistry
This journal is (c) The Royal Society of Chemistry 2012



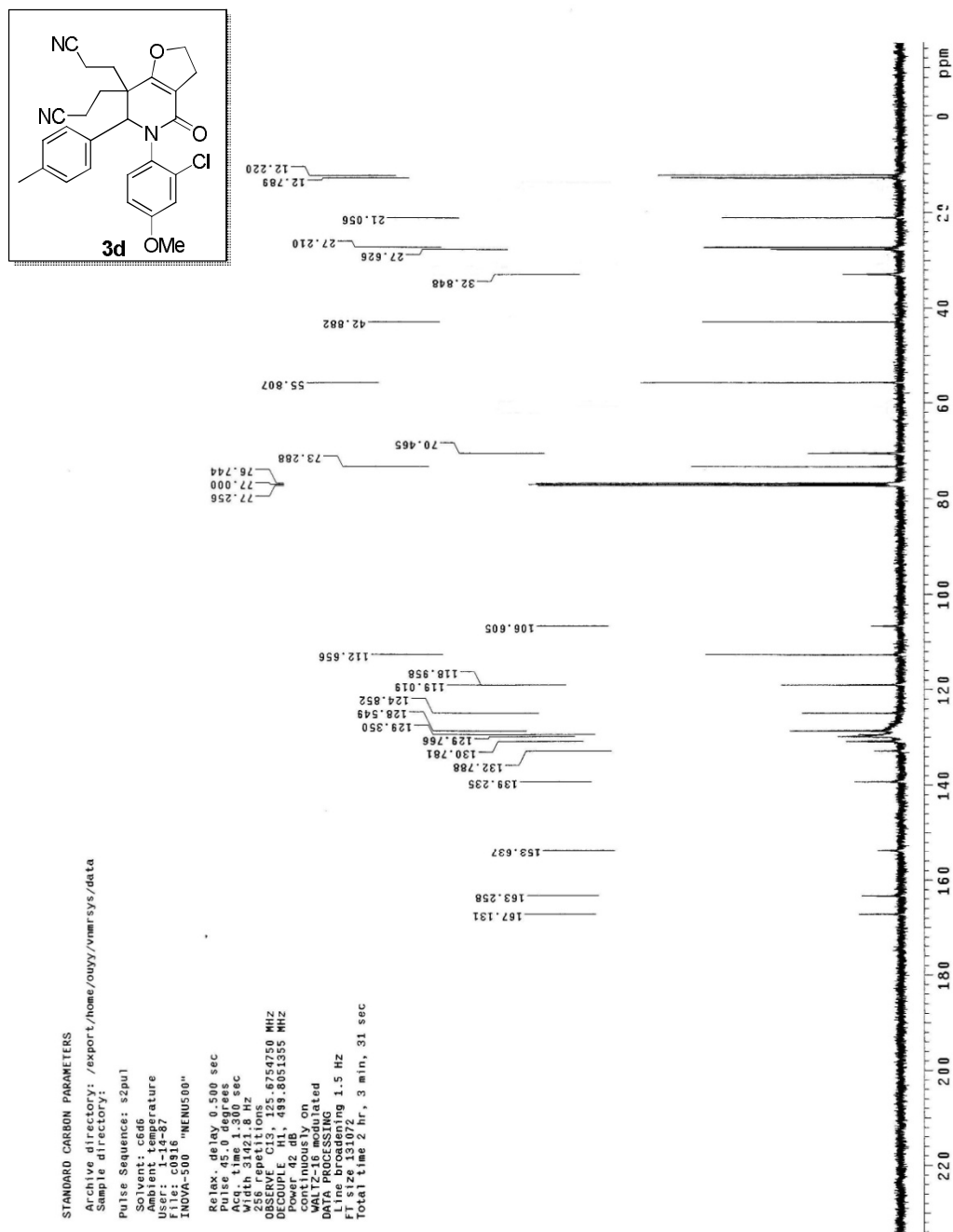
STANDARD CARBON PARAMETERS
Archive directory: /export/home/ouxy/vnmrsys/data
Sample directory:

Pulse Sequence: s2pul
Solvent: cdcl3
Name: 3c
User: l-1487
File: c0648
INVOA-500 "NENUS00"
Relax. delay 0.500 sec
Acq. time 1.300 sec
Width 31421.8 Hz
384 repetitions
OBSERVE CH1, 481.8050805 MHz
DECOUPLE H1, 481.8050805 MHz
Power 42 dB
continuously on
WALTZ16 modulated
DATA PROCESSING
Line broadening 1.5 Hz
FT size 131072
Total time 3 hr, 56 sec

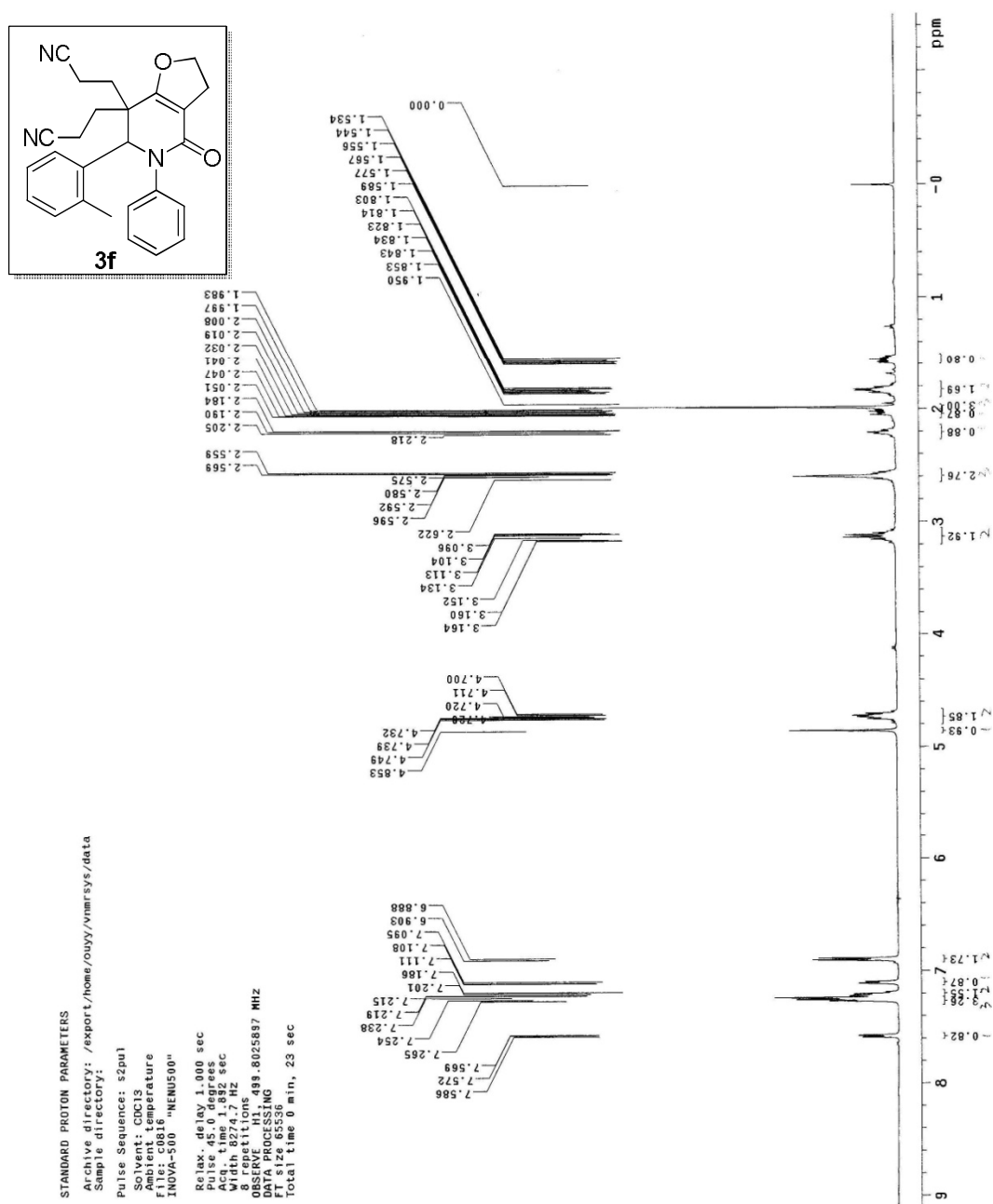
Supplementary Material (ESI) for Organic & Biomolecular Chemistry
This journal is (c) The Royal Society of Chemistry 2012



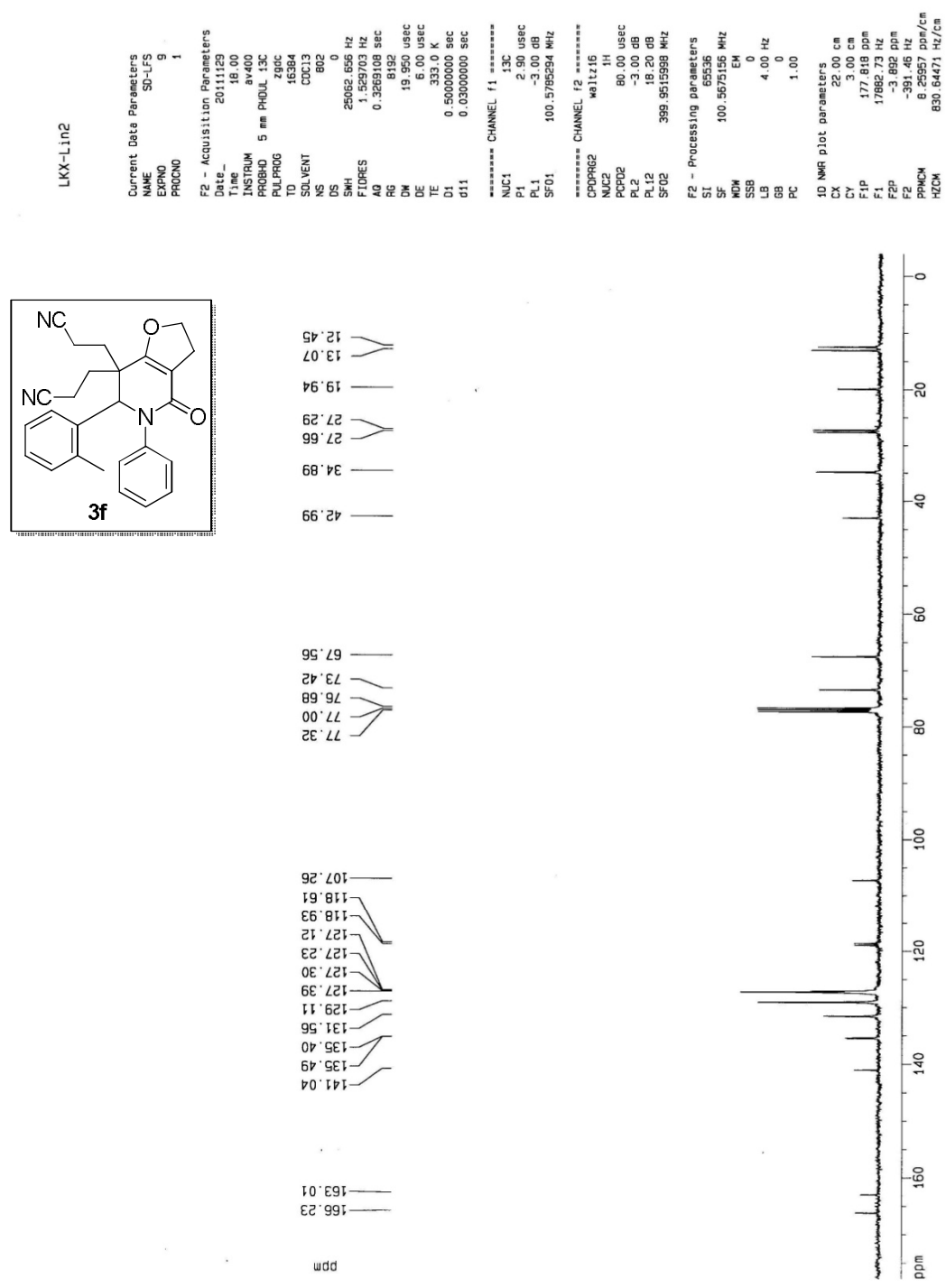
Supplementary Material (ESI) for Organic & Biomolecular Chemistry
This journal is (c) The Royal Society of Chemistry 2012



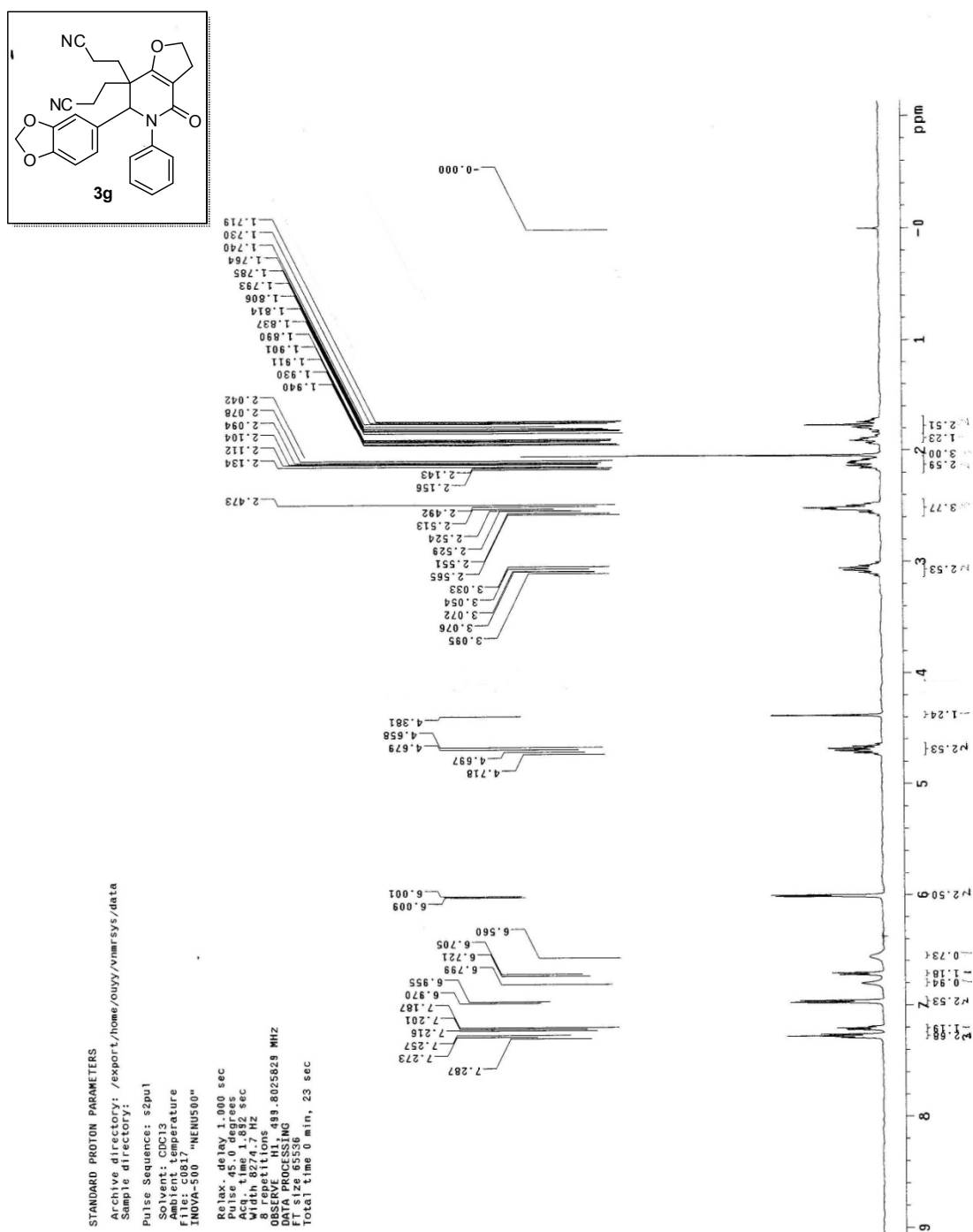
Supplementary Material (ESI) for Organic & Biomolecular Chemistry
This journal is (c) The Royal Society of Chemistry 2012



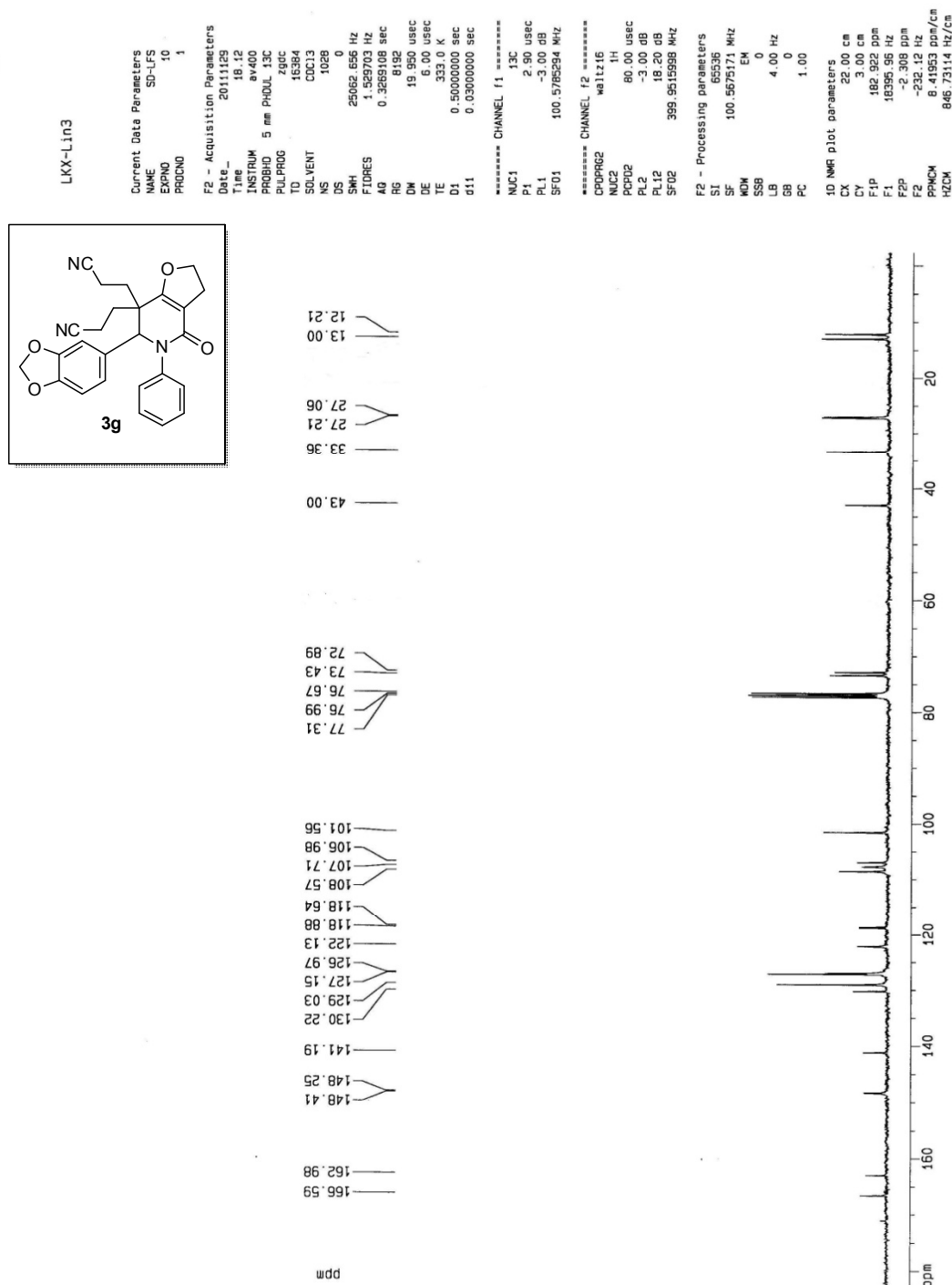
Supplementary Material (ESI) for Organic & Biomolecular Chemistry
This journal is (c) The Royal Society of Chemistry 2012



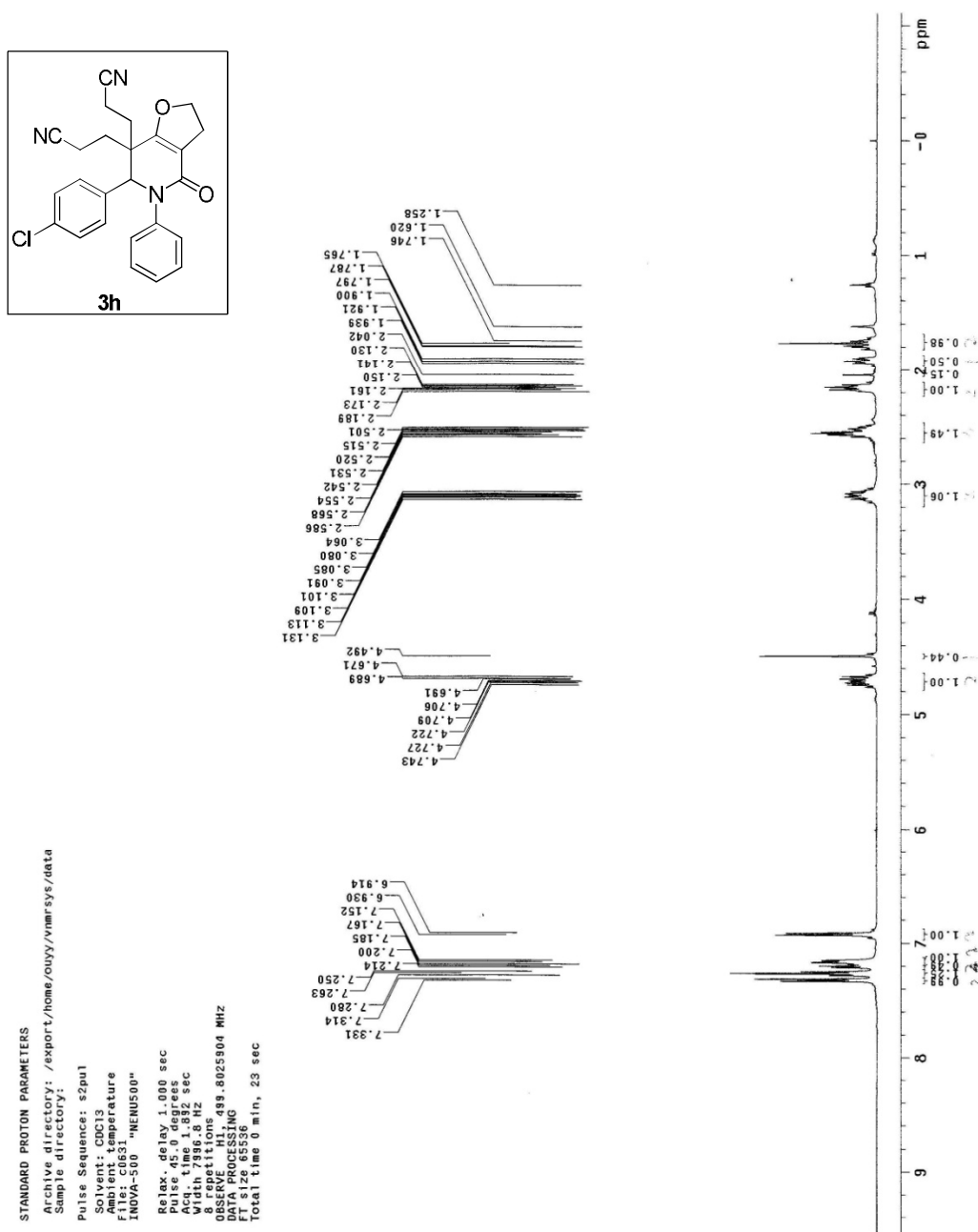
Supplementary Material (ESI) for Organic & Biomolecular Chemistry
This journal is (c) The Royal Society of Chemistry 2012



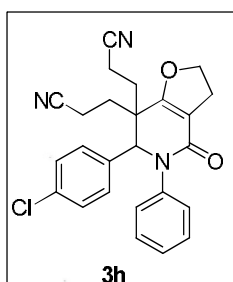
Supplementary Material (ESI) for Organic & Biomolecular Chemistry
This journal is (c) The Royal Society of Chemistry 2012



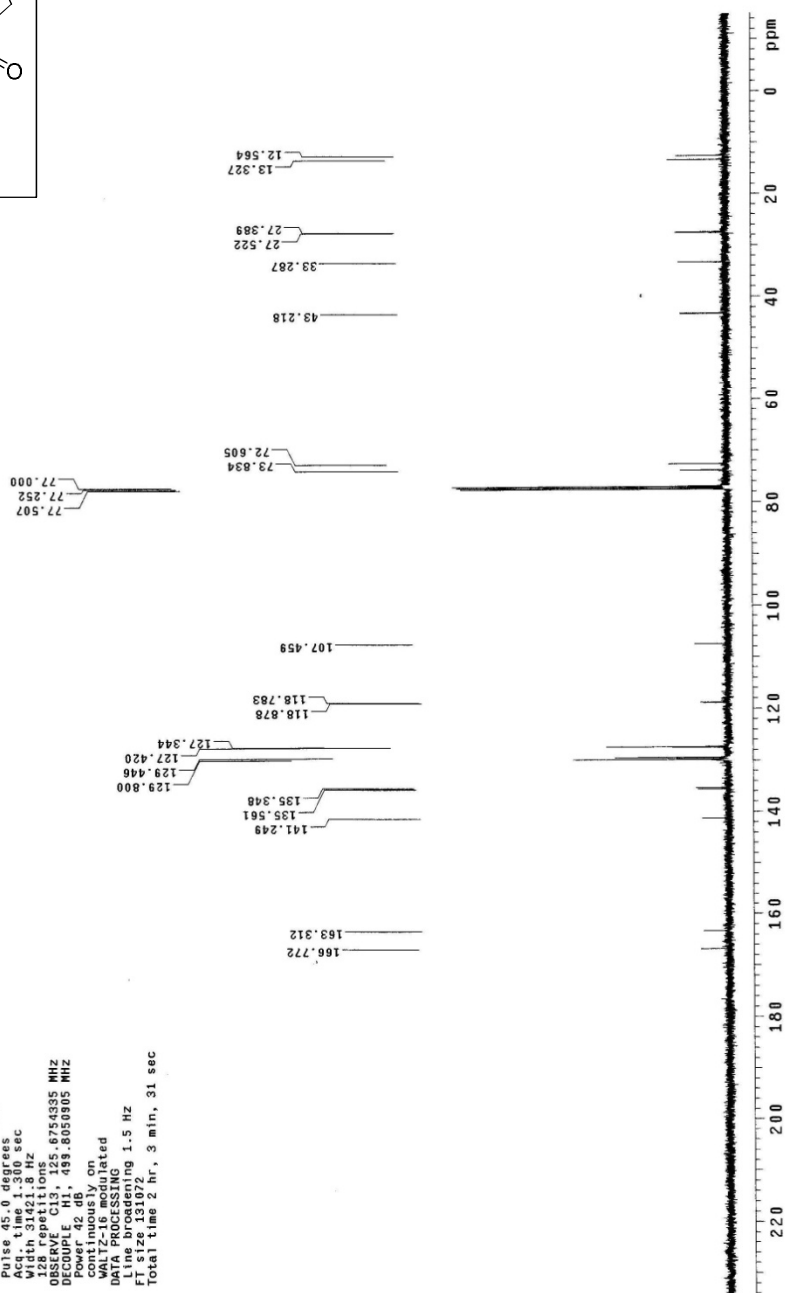
Supplementary Material (ESI) for Organic & Biomolecular Chemistry
This journal is (c) The Royal Society of Chemistry 2012



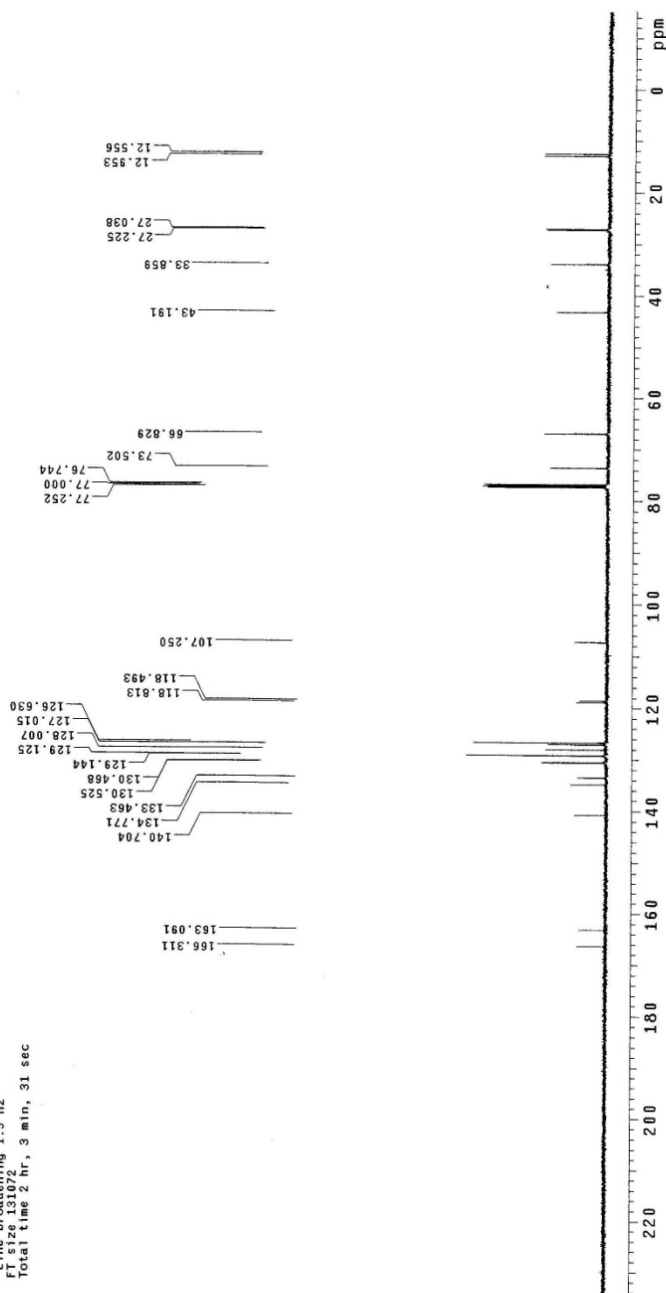
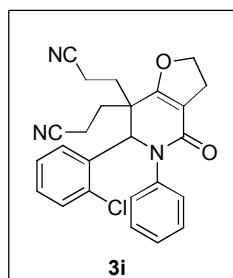
Supplementary Material (ESI) for Organic & Biomolecular Chemistry
This journal is (c) The Royal Society of Chemistry 2012



STANDARD CARBON PARAMETERS
Archive directory: /export/home/ouxy/vnmrsys/data
Sample directory:
Pulse Sequence: s2pul
Solvent: cdcl3
Ambient temperature
P1: 1.50
P2: 1.50
File: c0632
INOVA-500 "MNU500"
Relax. delay 0.500 sec
Pulse 45.0 degrees
Acq. time 1.500 sec
Width 31421.8 Hz
128 repetitions
OBSERVE C13, 125.6754335 MHz
DECOUPLE H1, 499.5050905 MHz
P2: 0.08, continuously on
WALTZ-16 modulated
DATA PROCESSING
F2 size 131072
Time 2 hr, 3 min, 31 sec
Total time 2 hr, 3 min, 31 sec


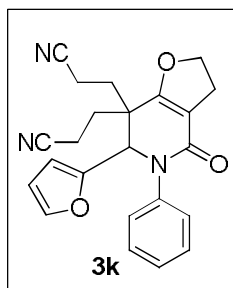


Supplementary Material (ESI) for Organic & Biomolecular Chemistry
This journal is (c) The Royal Society of Chemistry 2012

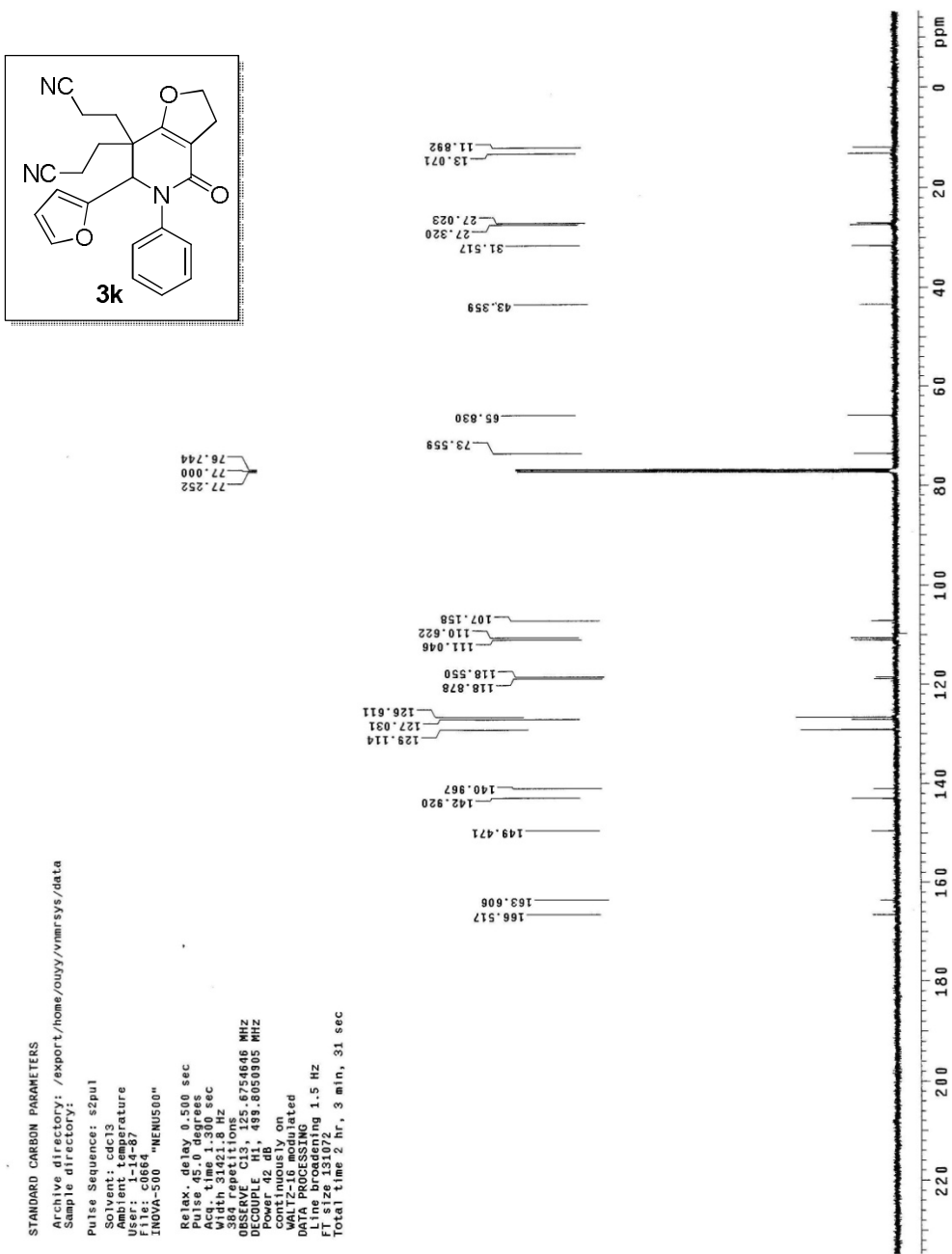


STANDARD CARBON PARAMETERS
Archive directory: /export/home/ouy/vnmrsys/data
Sample directory:
Pulse Sequence: s2pul
Solvent: cdd6
Sample temperature: 110.000
File: c0833
INDRA-500 "NENU500"
Relax. delay 0.500 sec
Pulse delay 0.000 sec
Acq time 1.300 sec
Width 31421.8 Hz
128 Repetitions
OBSERVE CH1, 125.6754721 MHz
DECOUPLE CH1, 439.801355 MHz
Power 42 dB
Continuously on
Waltz16 modulated
Waltz16 modulated
Waltz16 modulated
Line broadening 1.5 Hz
FT size 131072
Total time 2 hr, 3 min, 31 sec

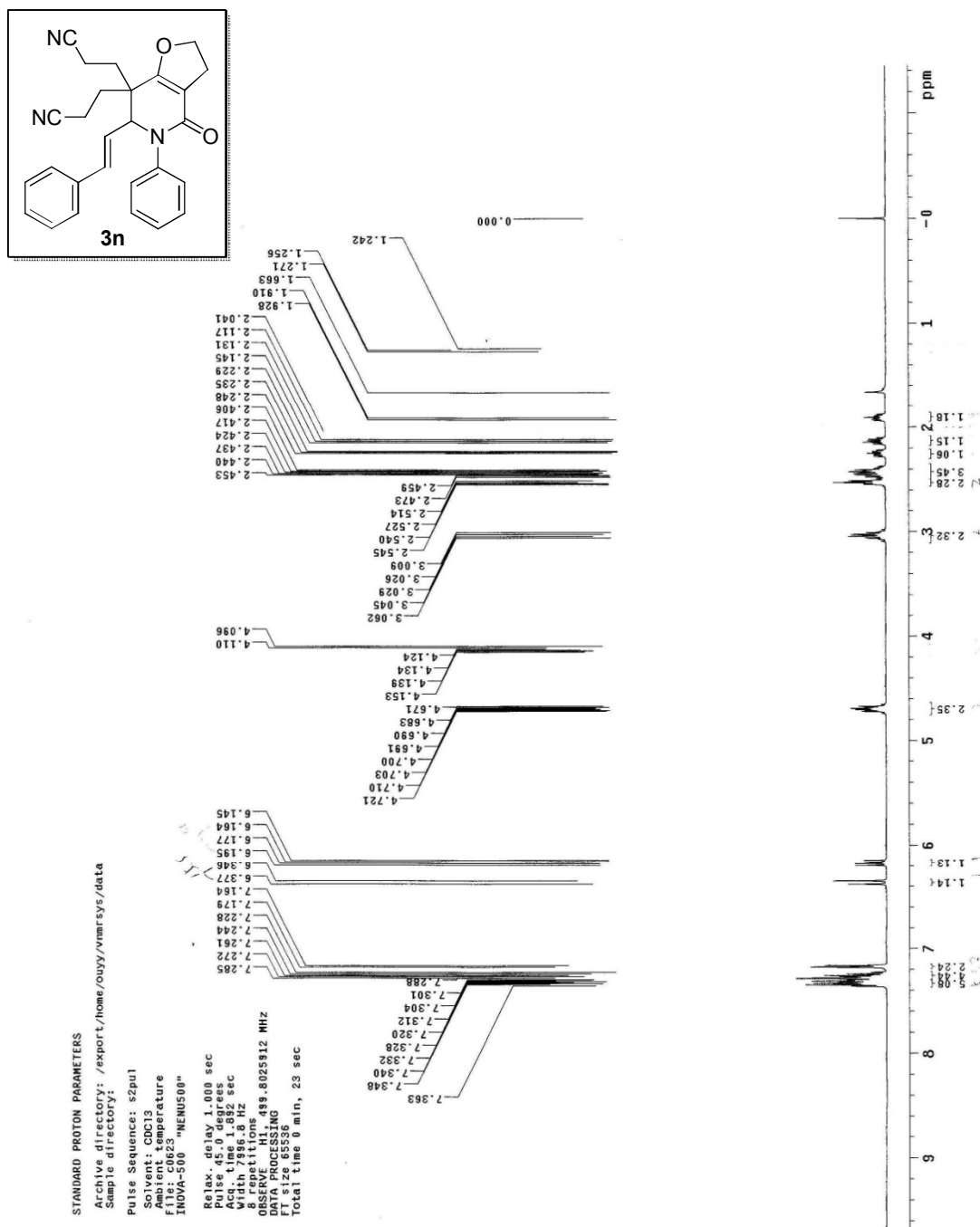
Supplementary Material (ESI) for Organic & Biomolecular Chemistry
This journal is (c) The Royal Society of Chemistry 2012



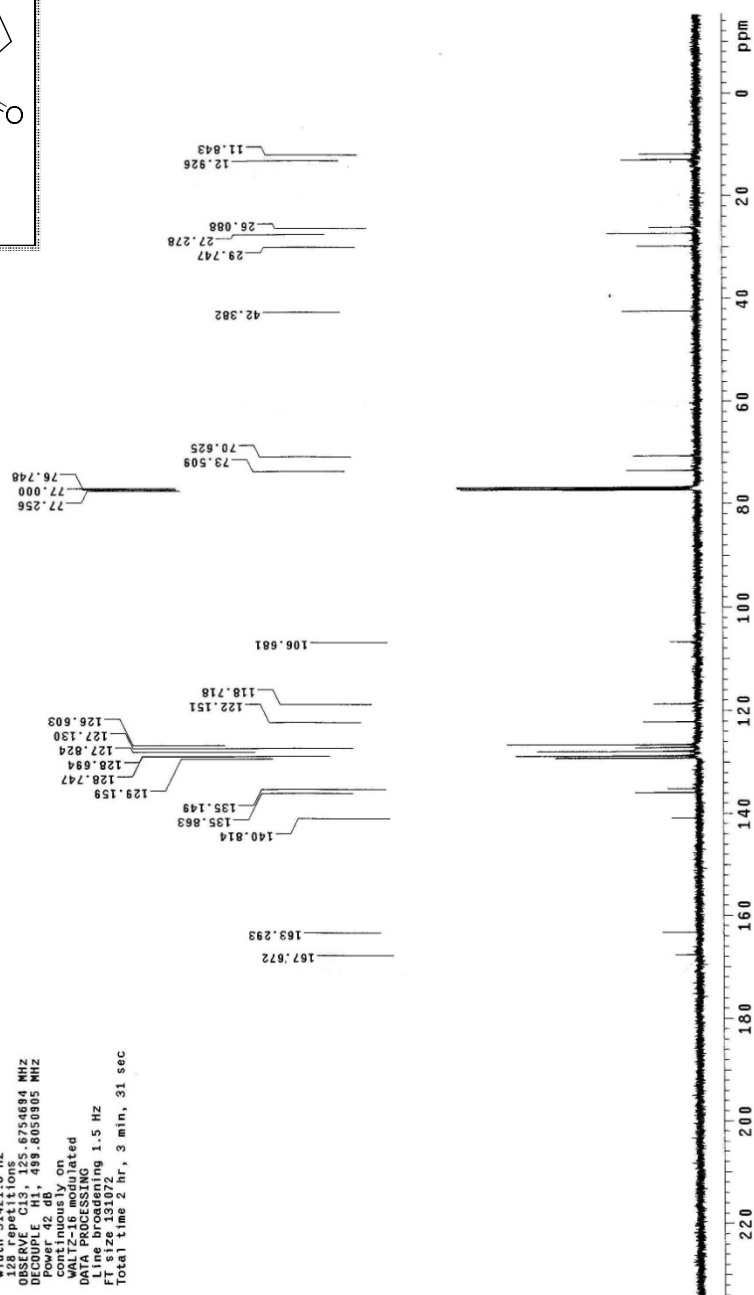
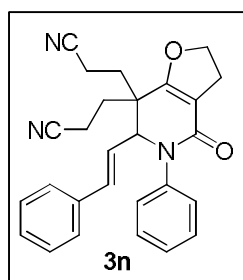
Supplementary Material (ESI) for Organic & Biomolecular Chemistry
This journal is (c) The Royal Society of Chemistry 2012



Supplementary Material (ESI) for Organic & Biomolecular Chemistry
This journal is (c) The Royal Society of Chemistry 2012



Supplementary Material (ESI) for Organic & Biomolecular Chemistry
This journal is (c) The Royal Society of Chemistry 2012



STANDARD CARBON PARAMETERS
Archive directory: /export/home/ouy/vnmr/sys/data
Sample directory:
Pulse Sequence: szpul
Solvent: cdcl3
Ambient temperature
Error: 1.4e-07
File: c0633
INOVA-500 "MENU500"
Relax. delay 0.500 sec
Pulse 45.0 degrees
Acq. time 1.500 sec
Width 3141.8 Hz
128 repetitions
OBSERVE C13, 125.6754694 MHz
DECOUPLE H1, 499.8056905 MHz
P2 62 dB, continuously on
WALTZ-16 modulated
DATA PROCESSING
F2 125.6754694 MHz
FT size 131072
Total time 2 hr, 3 min, 31 sec

Supplementary Material (ESI) for Organic & Biomolecular Chemistry
This journal is (c) The Royal Society of Chemistry 2012

