

## Supporting Information

### ***ent*-Kaurane-Based Regio- and Stereoselective Inverse Electron Demand Hetero-Diels-**

### **Alder Reactions: Synthesis of Dihydropyran-Fused Diterpenoids**

Chunyong Ding,<sup>a</sup> Lili Wang,<sup>b</sup> Haijun Chen,<sup>a</sup> Christopher Wild,<sup>a</sup> Na Ye,<sup>a</sup> Ye Ding,<sup>a</sup> Tianzhi Wang,<sup>c</sup> Mark A. White,<sup>c</sup> Qiang Shen<sup>b</sup> and Jia Zhou<sup>a,\*</sup>

<sup>a</sup>Chemical Biology Program, Department of Pharmacology and Toxicology, University of Texas Medical Branch, Galveston, TX 77555, USA

<sup>b</sup>Department of Clinical Cancer Prevention, Division of Cancer Prevention and Population Sciences, The University of Texas M.D. Anderson Cancer Center, Houston, Texas 77030, United States

<sup>c</sup>Sealy Center for Structural Biology & Molecular Biophysics, University of Texas Medical Branch, Galveston, TX 77555, USA

*E-mail to whom correspondence should be addressed:* [jizhou@utmb.edu](mailto:jizhou@utmb.edu)

## Table of Content

Experimental Procedure-----	S2-14
Key HMBC and NOESY correlations of compounds <b>8</b> and <b>9</b> -----	S15
Copies of <sup>1</sup> H, <sup>13</sup> C NMR spectra of compound <b>3</b> -----	S16-17
Copies of <sup>1</sup> H, <sup>13</sup> C NMR, HMBC and HMQC spectra of compound <b>4</b> -----	S18-21
Copies of <sup>1</sup> H, <sup>13</sup> C NMR spectra of compounds <b>5</b> and <b>7</b> -----	S22-25
Copies of <sup>1</sup> H, <sup>13</sup> C NMR, HMBC, HMQC and NOESY spectra of compounds <b>8</b> and <b>9</b> ----	S16-35
Copies of <sup>1</sup> H, <sup>13</sup> C NMR spectra of compounds <b>11</b> – <b>18</b> -----	S36-51
Copies of <sup>1</sup> H, <sup>13</sup> C NMR, NOESY, HMQC and HMBC spectra of compounds <b>19</b> and <b>20</b> --	S52-61
Copies of <sup>1</sup> H, <sup>13</sup> C NMR spectra of compounds <b>21</b> – <b>22</b> , <b>24</b> – <b>27</b> and <b>29</b> -----	S62-75
Copies of <sup>1</sup> H, <sup>13</sup> C NMR, HMBC, HMQC and NOESY spectra of compound <b>31</b> -----	S76-81
Copies of thermal ellipsoid plots (ORTEPs) for the crystal structures <b>5</b> and <b>20</b> -----	S82-83

## EXPERIMENTAL PROCEDURE

**General.** All commercially available starting materials and solvents were reagent grade, and used without further purification. Oridonin was purchase from Shanxi Huike, China. Reactions were performed under a nitrogen atmosphere in dry glassware with magnetic stirring. Preparative column chromatography was performed using silica gel 60, particle size 0.063-0.200 mm (70-230 mesh, flash). Analytical TLC was carried out employing silica gel 60 F254 plates (Merck, Darmstadt). Visualization of the developed chromatograms was performed with detection by UV (254 nm). NMR spectra were recorded on a Bruker-600 (<sup>1</sup>H, 600 MHz; <sup>13</sup>C, 150 MHz) spectrometer or Bruker-300 (<sup>1</sup>H, 300 MHz; <sup>13</sup>C, 75 MHz). <sup>1</sup>H and <sup>13</sup>C NMR spectra were recorded with TMS as an internal reference. Chemical shifts were expressed in ppm, and *J* values were given in Hz. High-resolution mass spectra (HRMS) were obtained from Thermo Fisher LTQ Orbitrap Elite mass spectrometer. Parameters include the following: Nano ESI spray voltage was 1.8 kV; Capillary temperature was 275 °C and the resolution was 60,000; Ionization was achieved by positive mode. Melting points were measured on a Thermo Scientific Electrothermal Digital Melting Point Apparatus. Purity of final compounds was higher than 95%, and determined by analytical HPLC, which was carried out on a Shimadzu HPLC system (model: CBM-20A LC-20AD SPD-20A UV/VIS).

### Synthesis of

**(2*R*,4*aR*,4*a'R*,5'*S*,6*aR*,6'*S*,6*a'R*,7*S*,8*S*,8*aR*,9'*S*,11*S*,11*a'S*,11*b'S*,13*aS*,13*bS*,13*cR*,14'*R*,17*R*)-5',6',7,8,14',17-hexahydroxy-4',4',6,6-tetramethyl-8',10-dimethylenehexadecahydro-3*H*-spiro[4*a*,13*c*-epoxy-8,13*b*-(epoxymethano)-8*a*,11-methanocyclohepta[3,4]benzo[1,2-*h*]chromene-2,2'-6,11*b*-(epoxymethano)-6*a*,9-methanocyclohepta[*a*]naphthalene]-1',7',9(3'*H*,4*H*,5*H*,8'*H*,10*H*)-trione (5).**

To a solution of **4** (15 mg, 0.02 mmol) in dichloromethane (2 mL) was added ~70% *m*-CPBA (5.0 mg, 0.02 mmol) at 0 °C. The resulting mixture was stirred at rt for 24 h. The reaction mixture was then diluted with 3 mL of water and extracted with 10 mL of dichloromethane three times. The extract was washed with saturated NaHCO<sub>3</sub> (aq) solution (5 mL) and brine (5 mL), dried over anhydrous Na<sub>2</sub>SO<sub>4</sub>, filtered, and evaporated to give an oily residue. The residue was further purified using preparative TLC developed by 60% EtOAc in hexanes to afford the desired product **5** as a colorless solid (12 mg, 80%). The chemical structure and absolute configurations of **5** were determined by X-ray analysis of its single crystal.  $[\alpha]_D^{25} +62$  (*c* 0.10, CH<sub>2</sub>Cl<sub>2</sub>/CH<sub>3</sub>OH = 10:1). <sup>1</sup>H NMR (600 MHz, CDCl<sub>3</sub>/CD<sub>3</sub>OD = 12:1) δ 6.49 (s, 1H), 6.18 (s, 1H), 5.82 (s, 1H), 5.59 (s, 1H), 4.89 (s, 1H), 4.80 (s, 1H), 4.35 (d, 1H, *J* = 10.2 Hz), 4.31 (s, 1H), 4.21 (d, 1H, *J* = 9.6 Hz), 4.15 (d, 1H, *J* = 10.2 Hz), 3.99 (d, 1H, *J* = 10.2 Hz), 3.73 (d, 2H, *J* = 7.8 Hz), 3.12 (d, 1H, *J* = 9.0 Hz), 2.95 (d, 1H, *J* = 9.6 Hz), 2.63 (dd, 1H, *J* = 13.2 Hz, 5.4 Hz), 2.51 (dt, 1H, *J* = 13.8 Hz, 8.4 Hz), 2.46 (d, 1H, *J* = 7.8 Hz), 2.37 (m, 1H), 2.19 (m, 1H), 2.11 (m, 1H), 2.01 (d, 1H, *J* = 15.0 Hz), 1.89 (m, 3H), 1.72 (t, 2H, *J* = 13.8 Hz), 1.58 (m, 5H), 1.52 (m, 1H), 1.27 (m, 2H), 1.22 (s, 3H), 1.20 (s, 3H), 1.06 (s, 3H), 0.93 (s, 3H). <sup>13</sup>C NMR (150 MHz, CDCl<sub>3</sub>/CD<sub>3</sub>OD = 12:1) δ 207.5 (2C), 206.1, 151.7, 151.5, 122.2, 121.5, 98.4, 97.7, 86.0, 80.5, 73.1, 73.0, 72.9, 72.8, 66.2, 66.0, 64.1, 61.7 (2C), 57.8, 57.4, 52.3, 47.0, 43.8, 43.4, 41.9, 33.1, 32.5, 31.1, 30.8, 30.2, 30.0, 29.4, 27.3, 25.6, 25.4, 22.5, 19.3, 18.6. HRMS Calcd for C<sub>42</sub>H<sub>52</sub>O<sub>13</sub>: [M + H]<sup>+</sup> 765.3481; found 765.3476.

**Synthesis of (3*S*,3*aR*,3*a*<sup>1</sup>*R*,6*aR*,7*S*,7*aR*,11*aS*,11*bS*)-7-hydroxy-5,5,8,8-tetramethyl-15-methyleneoctahydro-1*H*-6*a*,11*a*-(epoxymethano)-3,3*a*<sup>1</sup>-ethanophenanthro[1,10-*de*][1,3]dioxine-11,14(2*H*)-dione (**6**).**

To a solution of **2** (400 mg, 0.9 mmol) in acetone (20 mL) were added *p*-TsOH (20 mg) and 2,2-dimethoxypropane (1.6 mL) at room temperature. The resulting mixture was stirred at room temperature for 2 h. The reaction mixture was then diluted with water and extracted with dichloromethane. The extract was washed with saturated NaHCO<sub>3</sub> aqueous solution and brine, dried over anhydrous Na<sub>2</sub>SO<sub>4</sub>, filtered, and evaporated to afford compound **6** (416 mg, 95%) as a colorless gel.<sup>1</sup>

**Synthesis of (2*R*,6*aR*,7*S*,7*aR*,7*a*<sup>1</sup>*R*,10*aR*,11*S*,13*aS*,13*bS*)-2-ethoxy-7-hydroxy-6,6,9,9-tetramethyl-16-methylene-2,3,4,5,6,6*a*,7,10*a*,11,12,13,13*a*-dodecahydro-7*a*,13*b*-(epoxymethano)-7*a*<sup>1</sup>,11-ethano[1,3]dioxino[4',5',6':4,5]naphtho[2,1-*h*]chromen-17-one (11) and (2*S*,6*aR*,7*S*,7*aR*,7*a*<sup>1</sup>*R*,10*aR*,11*S*,13*aS*,13*bS*)-2-ethoxy-7-hydroxy-6,6,9,9-tetramethyl-16-methylene-2,3,4,5,6,6*a*,7,10*a*,11,12,13,13*a*-dodecahydro-7*a*,13*b*-(epoxymethano)-7*a*<sup>1</sup>,11-ethano[1,3]dioxino[4',5',6':4,5]naphtho[2,1-*h*]chromen-17-one (12).**

A mixture of **6** (50 mg, 0.12 mmol), dimethylammonium chloride (21 mg, 0.26 mmol), and paraformaldehyde (8 mg) in 1,4-dioxane (2 mL) was refluxed for 4 h. The reaction mixture was then diluted with 3 mL of water and extracted with 10 mL of dichloromethane three times. The extract was washed with saturated NaHCO<sub>3</sub> (aq) solution (5 mL) and brine (5 mL), dried over anhydrous Na<sub>2</sub>SO<sub>4</sub>, filtered, and evaporated to give an oily residue. Without any purification, the residue was directly dissolved in *n*-butyl vinyl ether (1 mL) in the presence of Yb(fod)<sub>3</sub> (11 mg, 0.01 mmol). The resulting mixture was stirred at 32 °C for 72 h. The reaction mixture was then diluted with 3 mL of water and extracted with 10 mL of dichloromethane three times. The extract was washed with brine (5 mL), dried over anhydrous Na<sub>2</sub>SO<sub>4</sub>, filtered, and evaporated to give an oily residue. The residue was further purified using preparative TLC developed by 15%

EtOAc in hexanes to afford the desired product **11** (3.7 mg) and **12** (34.0 mg) as colorless amorphous gel in total 59% yield (2 steps).

**11**:  $[\alpha]_D^{25} +8$  (*c* 0.10, CH<sub>2</sub>Cl<sub>2</sub>). <sup>1</sup>H NMR (300 MHz, CDCl<sub>3</sub>): δ 6.14 (s, 1H), 5.54 (s, 1H), 5.30 (d, 1H, *J* = 12.0 Hz), 4.91 (m, 1H), 4.85 (d, 1H, *J* = 1.2 Hz), 4.23 (dd, 1H, *J* = 9.3 Hz, 1.2 Hz), 4.00 (d, 1H, *J* = 9.3 Hz), 3.89 (dd, 1H, *J* = 12.0 Hz, 9.0 Hz), 3.60 (dq, 1H, *J* = 9.3 Hz, 6.9 Hz), 3.44 (dq, 1H, *J* = 9.3 Hz, 6.9 Hz), 3.03 (d, 1H, *J* = 9.6 Hz), 2.48 (m, 1H), 1.86 (m, 9H), 1.65 (s, 3H), 1.51 (m, 2H), 1.34 (s, 3H), 1.16 (s, 3H), 1.14 (t, 3H, *J* = 7.2 Hz), 1.01 (s, 3H). <sup>13</sup>C NMR (75 MHz, CDCl<sub>3</sub>) δ 204.7, 150.9, 140.8, 119.9, 108.9, 100.9, 95.4, 95.2, 72.1, 70.1, 64.1, 62.9, 59.1, 56.5, 50.1, 45.2, 40.6, 40.3, 32.9, 30.8, 30.6, 30.2, 26.9, 25.3, 22.1, 21.0, 20.6, 15.1. HRMS Calcd for C<sub>28</sub>H<sub>38</sub>O<sub>7</sub>: [M + H]<sup>+</sup> 487.2690; found 487.2682.

**12**:  $[\alpha]_D^{25} +102$  (*c* 0.10, CH<sub>2</sub>Cl<sub>2</sub>). <sup>1</sup>H NMR (300 MHz, CDCl<sub>3</sub>): δ 6.14 (s, 1H), 5.54 (s, 1H), 5.34 (d, 1H, *J* = 12.0 Hz), 4.86 (d, 1H, *J* = 1.8 Hz), 4.60 (dd, 1H, *J* = 8.7 Hz, 1.8 Hz), 4.18 (d, 1H, *J* = 9.3 Hz), 3.99 (d, 1H, *J* = 9.3 Hz), 3.86 (dd, 1H, *J* = 12.0 Hz, 8.7 Hz), 3.83 (dq, 1H, *J* = 9.6 Hz, 6.9 Hz), 3.53 (dq, 1H, *J* = 9.6 Hz, 7.2 Hz), 2.50 (m, 1H), 1.97 (m, 7H), 1.67 (m, 2H), 1.65 (s, 3H), 1.54 (m, 2H), 1.34 (s, 3H), 1.22 (t, 3H, *J* = 7.2 Hz), 1.17 (s, 3H), 1.03 (s, 3H). <sup>13</sup>C NMR (75 MHz, CDCl<sub>3</sub>) δ 204.7, 150.9, 142.7, 120.0, 107.5, 100.9, 99.7, 95.4, 72.0, 70.1, 64.4, 63.9, 58.6, 56.4, 49.7, 44.7, 40.6, 40.3, 32.9, 30.8 (2C), 30.1, 28.4, 25.9, 25.3, 21.2, 20.4, 15.2. HRMS Calcd for C<sub>28</sub>H<sub>38</sub>O<sub>7</sub>: [M + H]<sup>+</sup> 487.2690; found 487.2684.

**Synthesis of (2*R*,6*aR*,7*S*,7*aR*,7*a*<sup>1</sup>*R*,10*aR*,11*S*,13*aS*,13*bS*)-7-hydroxy-2-isobutoxy-6,6,9,9-tetramethyl-16-methylene-2,3,4,5,6,6*a*,7,10*a*,11,12,13,13*a*-dodecahydro-7*a*,13*b*-(epoxymethano)-7*a*<sup>1</sup>,11-ethano[1,3]dioxino[4',5',6':4,5]naphtho[2,1-*h*]chromen-17-one (13) and (2*S*,6*aR*,7*S*,7*aR*,7*a*<sup>1</sup>*R*,10*aR*,11*S*,13*aS*,13*bS*)-7-hydroxy-2-isobutoxy-6,6,9,9-tetramethyl-**

**16-methylene-2,3,4,5,6,6a,7,10a,11,12,13,13a-dodecahydro-7a,13b-(epoxymethano)-7a<sup>1</sup>,11-ethano[1,3]dioxino[4',5',6':4,5]naphtho[2,1-*h*]chromen-17-one (14).**

Compounds **13** (3.6 mg) and **14** (31.0 mg) were prepared in 54% yield (2 steps) by a procedure similar to that used to prepare compounds **11** and **12**. The title compounds were obtained as colorless amorphous gel.

**13:**  $[\alpha]_D^{25} +8$  (*c* 0.10, CH<sub>2</sub>Cl<sub>2</sub>). <sup>1</sup>H NMR (300 MHz, CDCl<sub>3</sub>):  $\delta$  6.14 (s, 1H), 5.54 (s, 1H), 5.32 (d, 1H, *J* = 12.0 Hz), 4.88 (m, 1H), 4.85 (d, 1H, *J* = 0.9 Hz), 4.23 (d, 1H, *J* = 10.2 Hz), 4.01 (d, 1H, *J* = 9.9 Hz), 3.89 (dd, 1H, *J* = 12.0 Hz, 9.0 Hz), 3.25 (dd, 1H, *J* = 8.7 Hz, 7.2 Hz), 3.15 (dd, 1H, *J* = 8.7 Hz, 6.0 Hz), 3.03 (d, 1H, *J* = 9.0 Hz), 2.48 (m, 1H), 1.83 (m, 9H), 1.66 (s, 3H), 1.56 (m, 3H), 1.35 (s, 3H), 1.16 (s, 3H), 1.00 (s, 3H), 0.85 (d, 6H, *J* = 6.6 Hz). <sup>13</sup>C NMR (75 MHz, CDCl<sub>3</sub>)  $\delta$  204.7, 150.9, 140.7, 119.9, 108.8, 100.9, 95.5, 95.4, 74.4, 72.0, 70.1, 64.2, 59.0, 56.5, 50.1, 45.2, 40.6, 40.3, 32.8, 30.8, 30.6, 30.1, 28.5, 26.8, 25.3, 21.8, 20.9, 20.6, 19.5, 19.3. HRMS Calcd for C<sub>30</sub>H<sub>42</sub>O<sub>7</sub>: [M + H]<sup>+</sup> 515.3003; found 515.3011.

**14:**  $[\alpha]_D^{25} +90$  (*c* 0.10, CH<sub>2</sub>Cl<sub>2</sub>). <sup>1</sup>H NMR (300 MHz, CDCl<sub>3</sub>):  $\delta$  6.14 (s, 1H), 5.54 (s, 1H), 5.34 (d, 1H, *J* = 12.0 Hz), 4.87 (d, 1H, *J* = 1.2 Hz), 4.57 (d, 1H, *J* = 9.0 Hz), 4.17 (d, 1H, *J* = 9.0 Hz), 3.99 (d, 1H, *J* = 9.3 Hz), 3.89 (dd, 1H, *J* = 12.0 Hz, 9.0 Hz), 3.53 (dd, 1H, *J* = 9.3 Hz, 6.6 Hz), 3.20 (dd, 1H, *J* = 9.3 Hz, 6.6 Hz), 3.03 (d, 1H, *J* = 8.4 Hz), 2.50 (m, 1H), 1.94 (m, 9H), 1.66 (s, 3H), 1.53 (m, 3H), 1.34 (s, 3H), 1.17 (s, 3H), 1.03 (s, 3H), 0.91 (dt, 6H, *J* = 0.6 Hz, 6.6 Hz). <sup>13</sup>C NMR (75 MHz, CDCl<sub>3</sub>)  $\delta$  204.7, 150.9, 142.7, 120.0, 107.4, 100.9, 100.0, 95.4, 75.8, 72.0, 70.1, 63.9, 58.6, 56.5, 49.8, 44.7, 40.5, 40.3, 32.8, 30.8 (2C), 30.1, 28.5, 28.3, 25.8, 25.4, 21.2, 20.4, 19.3 (2C). HRMS Calcd for C<sub>30</sub>H<sub>42</sub>O<sub>7</sub>: [M + H]<sup>+</sup> 515.3003; found 515.2992.

**Synthesis of (2*R*,6*aR*,7*S*,7*aR*,7*a*<sup>1</sup>*R*,10*aR*,11*S*,13*aS*,13*bS*)-2-(*tert*-butoxy)-7-hydroxy-6,6,9,9-tetramethyl-16-methylene-2,3,4,5,6,6*a*,7,10*a*,11,12,13,13*a*-dodecahydro-7*a*,13*b*-**

**(epoxymethano)-7a<sup>1</sup>,11-ethano[1,3]dioxino[4',5',6':4,5]naphtho[2,1-*h*]chromen-17-one (15)**  
**and**            **(2*S*,6*aR*,7*S*,7*aR*,7*a*<sup>1</sup>*R*,10*aR*,11*S*,13*aS*,13*bS*)-2-(*tert*-butoxy)-7-hydroxy-6,6,9,9-**  
**tetramethyl-16-methylene-2,3,4,5,6,6*a*,7,10*a*,11,12,13,13*a*-dodecahydro-7*a*,13*b*-**

**(epoxymethano)-7a<sup>1</sup>,11-ethano[1,3]dioxino[4',5',6':4,5]naphtho[2,1-*h*]chromen-17-one (16).**

Compounds **15** (3.5 mg) and **16** (29.6 mg) were prepared in 52% yield (2 steps) by a procedure similar to that used to prepare compounds **11** and **12**. The title compounds were obtained as colorless amorphous gel.

**15:**  $[\alpha]_{\text{D}}^{25} +10$  (*c* 0.10, CH<sub>2</sub>Cl<sub>2</sub>). <sup>1</sup>H NMR (300 MHz, CDCl<sub>3</sub>): δ 6.13 (s, 1H), 5.53 (s, 1H), 5.31 (d, 1H, *J* = 11.7 Hz), 5.19 (s, 1H), 4.84 (s, 1H), 4.18 (d, 1H, *J* = 9.6 Hz), 3.98 (d, 1H, *J* = 9.6 Hz), 3.87 (dd, 1H, *J* = 12.0 Hz, 9.0 Hz), 3.03 (d, 1H, *J* = 9.0 Hz), 2.48 (m, 1H), 2.02 (m, 2H), 1.86 (m, 3H), 1.66 (s, 3H), 1.64 (m, 4H), 1.53 (m, 2H), 1.34 (s, 3H), 1.68 (s, 9H), 1.15 (s, 3H), 1.01 (s, 3H). <sup>13</sup>C NMR (75 MHz, CDCl<sub>3</sub>) δ 204.7, 151.0, 141.2, 119.8, 108.1, 100.8, 95.3, 89.8, 73.9, 72.0, 70.1, 64.4, 59.1, 56.6, 50.2, 45.4, 40.3 (2C), 32.9, 30.8, 30.5, 30.1, 28.8 (3C), 28.4, 25.4, 21.6, 20.8, 20.6. HRMS Calcd for C<sub>30</sub>H<sub>42</sub>O<sub>7</sub>: [M + H]<sup>+</sup> 515.3003; found 515.3005.

**16:**  $[\alpha]_{\text{D}}^{25} +96$  (*c* 0.10, CH<sub>2</sub>Cl<sub>2</sub>). <sup>1</sup>H NMR (300 MHz, CDCl<sub>3</sub>): δ 6.13 (s, 1H), 5.54 (s, 1H), 5.34 (d, 1H, *J* = 12.0 Hz), 4.86 (d, 1H, *J* = 1.5 Hz), 4.75 (dd, 1H, *J* = 2.1 Hz, 9.0 Hz), 4.14 (d, 1H, *J* = 9.6 Hz), 3.98 (d, 1H, *J* = 9.9 Hz), 3.88 (dd, 1H, *J* = 12.0 Hz, 9.0 Hz), 3.03 (d, 1H, *J* = 9.6 Hz), 2.48 (m, 1H), 1.92 (m, 7H), 1.66 (s, 3H), 1.64 (m, 2H), 1.52 (m, 2H), 1.34 (s, 3H), 1.23 (s, 9H), 1.17 (s, 3H), 1.04 (s, 3H). <sup>13</sup>C NMR (75 MHz, CDCl<sub>3</sub>) δ 204.7, 150.9, 143.2, 119.9, 107.0, 100.9, 95.4, 94.7, 75.0, 72.0, 70.1, 64.2, 58.5, 56.5, 49.9, 44.7, 40.3, 40.3, 32.8, 30.9, 30.7, 30.1, 29.9, 28.8 (3C), 26.7, 25.3, 21.2, 20.7. HRMS Calcd for C<sub>30</sub>H<sub>42</sub>O<sub>7</sub>: [M + H]<sup>+</sup> 515.3003; found 515.3004.

**Synthesis of (2*R*,6*aR*,7*S*,7*aR*,7*a*<sup>1</sup>*R*,10*aR*,11*S*,13*aS*,13*bS*)-2-(allyloxy)-7-hydroxy-6,6,9,9-tetramethyl-16-methylene-2,3,4,5,6,6*a*,7,10*a*,11,12,13,13*a*-dodecahydro-7*a*,13*b*-(epoxymethano)-7*a*<sup>1</sup>,11-ethano[1,3]dioxino[4',5',6':4,5]naphtho[2,1-*h*]chromen-17-one (17) and (2*S*,6*aR*,7*S*,7*aR*,7*a*<sup>1</sup>*R*,10*aR*,11*S*,13*aS*,13*bS*)-2-(allyloxy)-7-hydroxy-6,6,9,9-tetramethyl-16-methylene-2,3,4,5,6,6*a*,7,10*a*,11,12,13,13*a*-dodecahydro-7*a*,13*b*-(epoxymethano)-7*a*<sup>1</sup>,11-ethano[1,3]dioxino[4',5',6':4,5]naphtho[2,1-*h*]chromen-17-one (18)**

Compounds **17** (3.5 mg) and **18** (31.8 mg) were prepared in 57% yield (2 steps) by a procedure similar to that used to prepare compounds **11** and **12**. The title compounds were obtained as colorless amorphous gel.

**17**:  $[\alpha]_D^{25} -12$  (*c* 0.10, CH<sub>2</sub>Cl<sub>2</sub>). <sup>1</sup>H NMR (300 MHz, CDCl<sub>3</sub>): δ 6.14 (s, 1H), 5.83 (m, 1H), 5.54 (s, 1H), 5.32 (d, 1H, *J* = 12.0 Hz), 5.24 (dd, 1H, *J* = 17.1 Hz, 1.8 Hz), 5.15 (dd, 1H, *J* = 10.2 Hz, 1.5 Hz), 4.96 (t, 1H, *J* = 1.2 Hz), 4.85 (d, 1H, *J* = 1.2 Hz), 4.23 (dd, 1H, *J* = 9.9 Hz, 0.6 Hz), 4.08 (m, 1H), 4.01 (d, 1H, *J* = 9.9 Hz), 3.95 (m, 1H), 3.90 (dd, 1H, *J* = 12.0 Hz, 8.7 Hz), 3.04 (d, 1H, *J* = 9.0 Hz), 2.49 (m, 1H), 1.86 (m, 9H), 1.65 (s, 3H), 1.52 (m, 2H), 1.34 (s, 3H), 1.16 (s, 3H), 1.00 (s, 3H). <sup>13</sup>C NMR (75 MHz, CDCl<sub>3</sub>) δ 204.7, 150.9, 140.7, 134.1, 120.0, 116.7, 109.1, 100.9, 95.4, 94.6, 72.0, 70.1, 67.9, 64.1, 59.0, 56.5, 50.0, 45.2, 40.6, 40.3, 32.9, 30.7, 30.6, 30.1, 26.7, 25.3, 21.9, 21.0, 20.5. HRMS Calcd for C<sub>29</sub>H<sub>38</sub>O<sub>7</sub>: [M + H]<sup>+</sup> Exact Mass: 499.2690; found 499.2681.

**18**:  $[\alpha]_D^{25} +106$  (*c* 0.10, CH<sub>2</sub>Cl<sub>2</sub>). <sup>1</sup>H NMR (300 MHz, CDCl<sub>3</sub>): δ 6.14 (s, 1H), 5.89 (m, 1H), 5.54 (s, 1H), 5.34 (d, 1H, *J* = 12.0 Hz), 5.28 (dd, 1H, *J* = 17.1 Hz, 1.5 Hz), 5.21 (dd, 1H, *J* = 10.8 Hz, 1.2 Hz), 4.86 (d, 1H, *J* = 0.3 Hz), 4.64 (d, 1H, *J* = 8.4 Hz), 4.27 (dd, 1H, *J* = 12.6 Hz, 5.1 Hz), 4.18 (d, 1H, *J* = 9.3 Hz), 4.05 (dd, 1H, *J* = 12.9 Hz, 6.0 Hz), 3.99 (d, 1H, *J* = 9.9 Hz), 3.89 (dd, 1H, *J* = 12.0 Hz, 9.0 Hz), 3.04 (d, 1H, *J* = 9.3 Hz), 2.49 (m, 1H), 1.95 (m, 7H), 1.71 (m, 2H),



1.66 (s, 3H), 1.54 (m, 2H), 1.34 (s, 3H), 1.17 (s, 3H), 1.03 (s, 3H).  $^{13}\text{C}$  NMR (75 MHz,  $\text{CDCl}_3$ )  $\delta$  204.7, 150.9, 142.6, 134.1, 120.0, 117.4, 107.7, 100.9, 99.0, 95.4, 72.0, 70.1, 69.6, 63.9, 58.6, 56.5, 49.7, 44.8, 40.6, 40.3, 32.9, 30.8 (2C), 30.1, 28.2, 25.8, 25.4, 21.3, 20.4. HRMS Calcd for  $\text{C}_{29}\text{H}_{38}\text{O}_7$ :  $[\text{M} + \text{H}]^+$  499.2690; found 499.2691.

**Synthesis of (2*R*,6*aR*,7*S*,7*aR*,7*a*<sup>1</sup>*R*,10*aR*,11*S*,13*aS*,13*bS*)-2-(2-chloroethoxy)-7-hydroxy-6,6,9,9-tetramethyl-16-methylene-2,3,4,5,6,6*a*,7,10*a*,11,12,13,13*a*-dodecahydro-7*a*,13*b*-(epoxymethano)-7*a*<sup>1</sup>,11-ethano[1,3]dioxino[4',5',6':4,5]naphtho[2,1-*h*]chromen-17-one (19) and (2*S*,6*aR*,7*S*,7*aR*,7*a*<sup>1</sup>*R*,10*aR*,11*S*,13*aS*,13*bS*)-2-(2-chloroethoxy)-7-hydroxy-6,6,9,9-tetramethyl-16-methylene-2,3,4,5,6,6*a*,7,10*a*,11,12,13,13*a*-dodecahydro-7*a*,13*b*-(epoxymethano)-7*a*<sup>1</sup>,11-ethano[1,3]dioxino[4',5',6':4,5]naphtho[2,1-*h*]chromen-17-one (20).**

Compounds **19** (3.5 mg) and **20** (31.4 mg) were prepared in 54% yield (2 steps) by a procedure similar to that used to prepare compounds **11** and **12**. The title compounds were obtained as colorless amorphous gel.

**19:**  $[\alpha]_{\text{D}}^{25} -14$  (*c* 0.10,  $\text{CH}_2\text{Cl}_2$ ).  $^1\text{H}$  NMR (300 MHz,  $\text{CDCl}_3$ ):  $\delta$  6.14 (s, 1H), 5.54 (s, 1H), 5.31 (d, 1H,  $J = 12.0$  Hz), 4.98 (t, 1H,  $J = 2.1$  Hz), 4.84 (d, 1H,  $J = 1.5$  Hz), 4.21 (dd, 1H,  $J = 9.6$  Hz, 1.2 Hz), 4.02 (d, 1H,  $J = 9.3$  Hz), 3.89 (dd, 1H,  $J = 12.0$  Hz, 8.7 Hz), 3.77 (dt, 1H,  $J = 10.8$  Hz, 5.4 Hz), 3.67 (m, 1H), 3.56 (t, 2H,  $J = 5.7$  Hz), 3.04 (d, 1H,  $J = 9.3$  Hz), 2.49 (m, 1H), 1.87 (m, 9H), 1.65 (s, 3H), 1.52 (m, 2H), 1.34 (s, 3H), 1.16 (s, 3H), 1.01 (s, 3H).  $^{13}\text{C}$  NMR (75 MHz,  $\text{CDCl}_3$ )  $\delta$  204.7, 150.9, 140.6, 120.0, 109.3, 100.9, 95.6, 95.4, 72.0, 70.1, 67.7, 64.0, 59.0, 56.5, 50.0, 45.2, 42.7, 40.5, 40.3, 32.9, 30.7, 30.6, 30.1, 26.5, 25.3, 21.6, 21.0, 20.6. HRMS Calcd for  $\text{C}_{28}\text{H}_{37}\text{ClO}_7$ :  $[\text{M} + \text{H}]^+$  521.2301; found 521.2296.

**20:**  $[\alpha]_{\text{D}}^{25} +96$  (*c* 0.10,  $\text{CH}_2\text{Cl}_2$ ).  $^1\text{H}$  NMR (300 MHz,  $\text{CDCl}_3$ ):  $\delta$  6.14 (s, 1H), 5.55 (s, 1H), 5.34 (d, 1H,  $J = 12.0$  Hz), 4.86 (d, 1H,  $J = 1.2$  Hz), 4.66 (dd, 1H,  $J = 9.0$  Hz, 1.8 Hz), 4.16 (dd, 1H,  $J$

= 9.6 Hz, 0.9 Hz), 4.01 (m, 2H), 3.89 (dd, 1H,  $J = 12.3$  Hz, 9.0 Hz), 3.76 (m, 1H), 3.63 (t, 2H,  $J = 6.0$  Hz), 3.04 (d, 1H,  $J = 9.3$  Hz), 2.49 (m, 1H), 1.96 (m, 7H), 1.68 (m, 2H), 1.66 (s, 3H), 1.54 (m, 2H), 1.34 (s, 3H), 1.17 (s, 3H), 1.03 (s, 3H).  $^{13}\text{C}$  NMR (75 MHz,  $\text{CDCl}_3$ )  $\delta$  204.7, 150.9, 142.6, 120.1, 107.9, 100.9, 100.1, 95.4, 72.0, 70.1, 69.0, 63.9, 58.6, 56.4, 49.7, 44.7, 42.8, 40.5, 40.3, 32.9, 30.8 (2C), 30.1, 28.1, 25.6, 25.4, 21.2, 20.5. HRMS Calcd for  $\text{C}_{28}\text{H}_{37}\text{ClO}_7$ :  $[\text{M} + \text{H}]^+$  521.2301; found 521.2291.

**Synthesis of (2*R*,6*aR*,7*S*,7*aR*,7*a*<sup>1</sup>*R*,10*aR*,11*S*,13*aS*,13*bS*)-7-hydroxy-2-(4-hydroxybutoxy)-6,6,9,9-tetramethyl-16-methylene-2,3,4,5,6,6*a*,7,10*a*,11,12,13,13*a*-dodecahydro-7*a*,13*b*-(epoxymethano)-7*a*<sup>1</sup>,11-ethano[1,3]dioxino[4',5',6':4,5]naphtho[2,1-*h*]chromen-17-one (21) and (2*S*,6*aR*,7*S*,7*aR*,7*a*<sup>1</sup>*R*,10*aR*,11*S*,13*aS*,13*bS*)-7-hydroxy-2-(4-hydroxybutoxy)-6,6,9,9-tetramethyl-16-methylene-2,3,4,5,6,6*a*,7,10*a*,11,12,13,13*a*-dodecahydro-7*a*,13*b*-(epoxymethano)-7*a*<sup>1</sup>,11-ethano[1,3]dioxino[4',5',6':4,5]naphtho[2,1-*h*]chromen-17-one (22)**

Compounds **21** (22.3 mg) and **22** (17.9 mg) were prepared in 61% yield (2 steps) by a procedure similar to that used to prepare compounds **11** and **12**. The title compounds were obtained as colorless amorphous gel.

**21**:  $[\alpha]_D^{25} +8$  ( $c$  0.10,  $\text{CH}_2\text{Cl}_2$ ).  $^1\text{H}$  NMR (300 MHz,  $\text{CDCl}_3$ ):  $\delta$  6.14 (s, 1H), 5.54 (s, 1H), 5.32 (d, 1H,  $J = 12.0$  Hz), 4.91 (t, 1H,  $J = 2.1$  Hz), 4.84 (s, 1H), 4.22 (d, 1H,  $J = 8.4$  Hz), 4.00 (d, 1H,  $J = 9.3$  Hz), 3.89 (dd, 1H,  $J = 12.0$  Hz, 8.4 Hz), 3.62 (m, 3H), 3.44 (m, 1H), 3.03 (d, 1H,  $J = 9.3$  Hz), 2.49 (m, 1H), 1.87 (m, 9H), 1.65 (s, 3H), 1.62 (m, 5H), 1.52 (m, 2H), 1.34 (s, 3H), 1.16 (s, 3H), 1.01 (s, 3H).  $^{13}\text{C}$  NMR (75 MHz,  $\text{CDCl}_3$ )  $\delta$  204.7, 150.9, 140.7, 120.0, 108.9, 100.9, 95.5, 95.4, 72.0, 70.1, 67.6, 64.1, 62.6, 59.0, 56.5, 50.0, 45.2, 40.6, 40.3, 32.9, 30.7, 30.6, 30.1, 30.0, 26.7, 26.4, 25.3, 21.8, 21.0, 20.6. HRMS Calcd for  $\text{C}_{30}\text{H}_{42}\text{O}_8$ :  $[\text{M} + \text{H}]^+$  531.2952; found 531.2944.

**22:**  $[\alpha]_D^{25} +72$  (*c* 0.10, CH<sub>2</sub>Cl<sub>2</sub>). <sup>1</sup>H NMR (300 MHz, CDCl<sub>3</sub>): δ 6.14 (s, 1H), 5.55 (s, 1H), 5.35 (d, 1H, *J* = 12.0 Hz), 4.86 (d, 1H, *J* = 0.9 Hz), 4.60 (dd, 1H, *J* = 9.0 Hz, 1.2 Hz), 4.17 (d, 1H, *J* = 9.6 Hz), 3.99 (d, 1H, *J* = 9.9 Hz), 3.89 (dd, 1H, *J* = 12.0 Hz, 9.0 Hz), 3.83 (m, 1H), 3.66 (m, 2H), 3.50 (m, 1H), 3.04 (d, 1H, *J* = 9.3 Hz), 2.50 (m, 1H), 1.94 (m, 8H), 1.66 (m, 9H), 1.54 (m, 2H), 1.34 (s, 3H), 1.17 (s, 3H), 1.03 (s, 3H). <sup>13</sup>C NMR (75 MHz, CDCl<sub>3</sub>) δ 204.8, 150.9, 142.7, 120.1, 107.6, 100.9, 99.8, 95.4, 72.0, 70.1, 68.9, 63.9, 62.6, 58.6, 56.5, 49.7, 44.7, 40.6, 40.3, 32.9, 30.8 (2C), 30.1, 29.8, 28.3, 26.4, 25.8, 25.4, 21.2, 20.5. HRMS Calcd for C<sub>30</sub>H<sub>42</sub>O<sub>8</sub>: [M + H]<sup>+</sup> 531.2952; found 531.2943.

When the reaction was catalyzed by Eu(fod)<sub>3</sub> at rt, **21** (43.4 mg) was obtained in 70% yield (2 steps) as the sole product.

**Synthesis of (2*R*,6*aR*,7*S*,7*aR*,7*a*<sup>1</sup>*R*,10*aR*,11*S*,13*aS*,13*bS*)-2-(ethylthio)-7-hydroxy-6,6,9,9-tetramethyl-16-methylene-2,3,4,5,6,6*a*,7,10*a*,11,12,13,13*a*-dodecahydro-7*a*,13*b*-(epoxymethano)-7*a*<sup>1</sup>,11-ethano[1,3]dioxino[4',5',6':4,5]naphtho[2,1-*h*]chromen-17-one (24)**

Compound **24** (45 mg) was prepared in 72% yield (2 steps) by a procedure similar to that used to prepare compounds **11** and **12**. The title compound was obtained as a colorless amorphous gel.  $[\alpha]_D^{25} +112$  (*c* 0.10, CH<sub>2</sub>Cl<sub>2</sub>). <sup>1</sup>H NMR (300 MHz, CDCl<sub>3</sub>): δ 6.14 (s, 1H), 5.55 (d, 1H, *J* = 0.3 Hz), 5.34 (d, 1H, *J* = 12.0 Hz), 4.86 (d, 1H, *J* = 1.2 Hz), 4.75 (dd, 1H, *J* = 9.9 Hz, 1.8 Hz), 4.16 (dd, 1H, *J* = 9.6 Hz, 1.5 Hz), 3.99 (d, 1H, *J* = 9.6 Hz), 3.89 (dd, 1H, *J* = 12.0 Hz, 8.7 Hz), 3.03 (dd, 1H, *J* = 9.6 Hz, 0.9 Hz), 2.67 (m, 2H), 2.50 (m, 1H), 1.97 (m, 9H), 1.65 (s, 3H), 1.55 (m, 2H), 1.34 (s, 3H), 1.28 (t, 3H, *J* = 7.2 Hz), 1.17 (s, 3H), 1.04 (s, 3H). <sup>13</sup>C NMR (75 MHz, CDCl<sub>3</sub>) δ 204.7, 150.9, 144.6, 120.0, 107.8, 100.8, 95.4, 80.1, 72.0, 70.0, 63.8, 58.7, 56.4, 49.7, 45.0, 40.6, 40.3, 32.8, 30.8, 30.7, 30.1, 28.8, 26.7, 25.3, 24.7, 21.2, 20.4, 15.0. HRMS Calcd for C<sub>28</sub>H<sub>38</sub>O<sub>6</sub>S: [M + H]<sup>+</sup> 503.2462; found 503.2449.

**Synthesis of (3aR,3a<sup>1</sup>R,4S,4aR,7aS,11aR,12bS,12cS,15S,15aR)-4-hydroxy-2,2,5,5-tetramethyl-16-methylene-4a,5,6,7,7a,8,9,10,11a,12c,13,14,15,15a-tetradecahydro-4H-3a,12b-(epoxymethano)-3a<sup>1</sup>,15-ethano[1,3]dioxino[4',5',6':4,5]naphtho[2,1-*h*]pyrano[2,3-b]chromen-17-one (27)**

Compound **27** (21 mg) was prepared in 35% yield (2 steps) by a procedure similar to that used to prepare compounds **11** and **12**. The title compound was obtained as a colorless amorphous gel. [ $\alpha$ ]<sub>D</sub><sup>25</sup> +8 (*c* 0.10, CH<sub>2</sub>Cl<sub>2</sub>). <sup>1</sup>H NMR (300 MHz, CDCl<sub>3</sub>):  $\delta$  6.15 (d, 1H, *J* = 0.6 Hz), 5.55 (d, 1H, *J* = 0.6 Hz), 5.34 (d, 1H, *J* = 12.0 Hz), 4.88 (d, 1H, *J* = 2.1 Hz), 4.85 (d, 1H, *J* = 1.2 Hz), 4.29 (dd, 1H, *J* = 9.9 Hz, 1.5 Hz), 3.99 (d, 1H, *J* = 9.6 Hz), 3.89 (dd, 1H, *J* = 12.0 Hz, 9.0 Hz), 3.75 (m, 1H), 3.65 (dt, 1H, *J* = 11.1 Hz, 4.2 Hz), 3.04 (d, 1H, *J* = 9.6 Hz), 2.52 (m, 1H), 2.01 (m, 6H), 1.65 (m, 7H), 1.51 (m, 4H), 1.34 (s, 3H), 1.17 (s, 3H), 1.02 (s, 3H). <sup>13</sup>C NMR (75 MHz, CDCl<sub>3</sub>)  $\delta$  204.8, 150.9, 142.0, 120.0, 106.1, 100.9, 96.5, 95.3, 72.1, 70.1, 64.0, 62.6, 58.9, 56.6, 50.0, 44.8, 40.6, 40.4, 32.9, 32.8, 32.1, 30.8 (2C), 30.2, 25.4, 24.3, 24.0, 21.1, 20.7. HRMS Calcd for C<sub>29</sub>H<sub>38</sub>O<sub>7</sub>: [M + H]<sup>+</sup> 499.2690; found 499.2686.

**Synthesis of (2R,6aR,7S,7aR,7a<sup>1</sup>R,10aR,11S,13aS,13bS)-2-(4-azidobutoxy)-7-hydroxy-6,6,9,9-tetramethyl-16-methylene-2,3,4,5,6,6a,7,10a,11,12,13,13a-dodecahydro-7a,13b-(epoxymethano)-7a<sup>1</sup>,11-ethano[1,3]dioxino[4',5',6':4,5]naphtho[2,1-*h*]chromen-17-one (26)**

To a solution of compound **21** (61 mg, 0.12 mmol) in dichloromethane was added Et<sub>3</sub>N (35 mg, 0.35 mmol) and MsCl (20 mg, 0.17 mmol) dropwise at 0 °C. The mixture was stirred at rt overnight, and diluted with water and extracted with dichloromethane. The organic extract was washed with brine, dried over anhydrous Na<sub>2</sub>SO<sub>4</sub>, filtered, and evaporated to give an oily residue. The residue was further purified using preparative TLC developed by 25% EtOAc in hexanes to afford the desired product **25** as a colorless gel (62 mg, 86%). <sup>1</sup>H NMR (300 MHz, CDCl<sub>3</sub>):  $\delta$

6.14 (s, 1H), 5.54 (s, 1H), 5.32 (d, 1H,  $J = 12.0$  Hz), 4.89 (t, 1H,  $J = 2.1$  Hz), 4.85 (d, 1H,  $J = 1.5$  Hz), 4.23 (m, 3H), 3.98 (d, 1H,  $J = 9.3$  Hz), 3.88 (dd, 1H,  $J = 12.0$  Hz, 9.0 Hz), 3.58 (dt, 1H,  $J = 9.3$  Hz, 6.3 Hz), 3.44 (dt, 1H,  $J = 9.3$  Hz, 5.7 Hz), 3.01 (d, 1H,  $J = 6.3$  Hz), 3.00 (s, 3H), 2.48 (m, 1H), 1.90 (m, 9H), 1.66 (m, 8H), 1.52 (m, 2H), 1.34 (s, 3H), 1.16 (s, 3H), 1.00 (s, 3H).  $^{13}\text{C}$  NMR (75 MHz,  $\text{CDCl}_3$ )  $\delta$  204.7, 150.9, 140.7, 120.0, 108.9, 100.9, 95.5, 95.4, 72.0, 70.1, 69.7, 66.8, 64.1, 59.0, 56.5, 50.0, 45.2, 40.6, 40.3, 37.4, 32.9, 30.8, 30.6, 30.1, 26.7, 26.4, 25.7, 25.3, 21.9, 21.0, 20.6. HRMS Calcd for  $\text{C}_{31}\text{H}_{44}\text{O}_{10}\text{S}$ :  $[\text{M} + \text{H}]^+$  609.2728; found 609.2717.

A mixture of **25** (30 mg, 0.05 mmol) and  $\text{NaN}_3$  (10 mg, 0.15 mmol) in the dried DMF (2 mL) was stirred at 65 °C under  $\text{N}_2$  for 16 h. After the completion of the reaction, which was monitored by TLC, the mixture was diluted with water and extracted with dichloromethane. The organic extract was washed with brine, dried over anhydrous  $\text{Na}_2\text{SO}_4$ , filtered, and evaporated to give an oily residue, which was further purified using preparative TLC developed by 20% EtOAc in hexanes to afford the desired product **26** (16.8 mg, 63%) as a colorless amorphous gel.  $^1\text{H}$  NMR (300 MHz,  $\text{CDCl}_3$ ):  $\delta$  6.14 (s, 1H), 5.54 (d, 1H,  $J = 0.3$  Hz), 5.32 (d, 1H,  $J = 12.0$  Hz), 4.90 (t, 1H,  $J = 2.1$  Hz), 4.84 (d, 1H,  $J = 1.5$  Hz), 4.22 (dd, 1H,  $J = 9.3$  Hz, 1.2 Hz), 3.99 (d, 1H,  $J = 9.6$  Hz), 3.89 (dd, 1H,  $J = 9.0$  Hz, 12.0 Hz), 3.56 (m, 1H), 3.42 (m, 1H), 3.27 (m, 2H), 3.04 (d, 1H,  $J = 9.6$  Hz), 2.49 (m, 1H), 1.88 (m, 9H), 1.64 (m, 8H), 1.52 (m, 2H), 1.34 (s, 3H), 1.16 (s, 3H), 1.01 (s, 3H).  $^{13}\text{C}$  NMR (75 MHz,  $\text{CDCl}_3$ )  $\delta$  204.7, 150.9, 140.7, 120.0, 109.0, 101.0, 95.5, 95.4, 72.1, 70.1, 67.0, 64.2, 59.0, 56.5, 51.3, 50.1, 45.2, 40.6, 40.3, 32.9, 30.8, 30.6, 30.2, 26.9, 26.8, 26.1, 25.4, 21.9, 21.0, 20.6. HRMS Calcd for  $\text{C}_{30}\text{H}_{41}\text{N}_3\text{O}_7$ :  $[\text{M} + \text{H}]^+$  556.3017; found 556.3010.

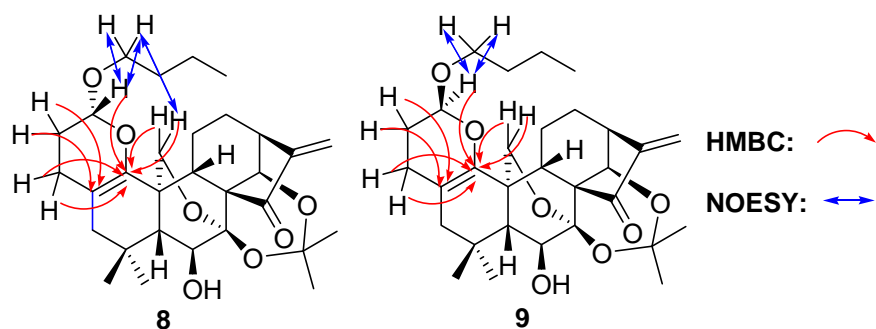
#### ***In Vitro* Determination of Effects of Synthesized Diterpenoids on Cancer Cell Proliferation.**

Breast cancer cell lines MCF-7, MDA-MB-231, MDA-MB-486 and MCF/ADR were seeded in

96-well plates at a density of  $1 \times 10^4$  cells/well and treated with DMSO and 0.125, 0.625, 1.25, 2.5, 5, 10, and 50  $\mu\text{M}$  of individual compound for 48 h, and then 20  $\mu\text{L}$  of 3-(4,5-dimethylthiazol-2-yl)-2,5-diphenyltetrazolium bromide (MTT) (5 mg/mL in PBS) was added to each well and further incubated for another 4 h. Then MTT solution was removed, and 150  $\mu\text{L}$  of DMSO was added to each well. Absorbance of all wells was determined by measuring OD at 550 nm after a 10 min incubation on a 96-well GlowMax absorbance reader (Promega, Madison, WI). Each individual compound was tested in quadruplicate wells for each concentration.

**Reference:**

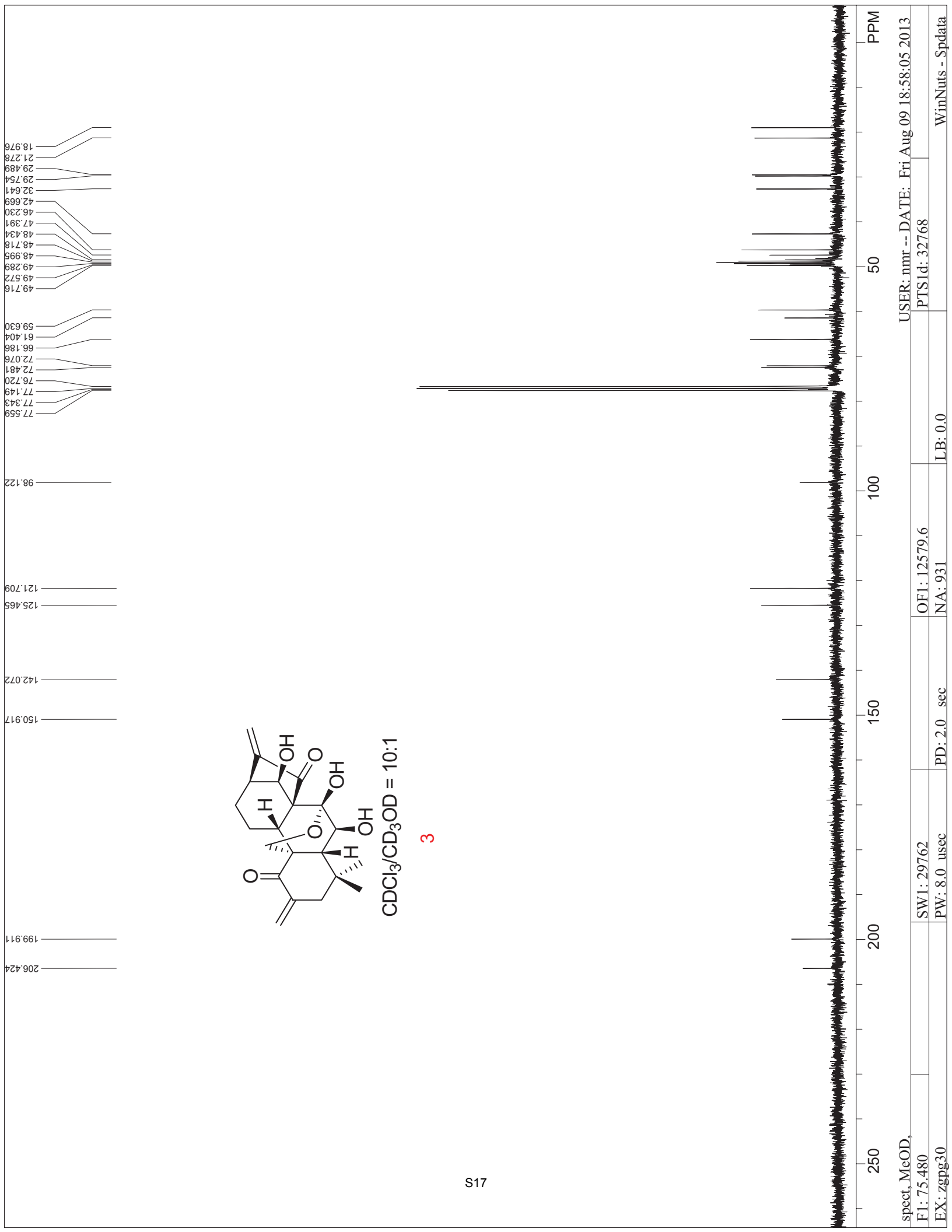
1. W. Zhou, Y. Cheng, *Acta Chim. Sinica* 1990, **48**, 1185–1190.



**Figure 1S.** Key HMBC and NOESY correlations of compounds **8** and **9**. Characteristic HMBC correlations indicate the presence of the pyran moiety fused into the A-ring of **8** and **9**. The stereochemistry of C-2 was determined by NOESY experiments, in which the cross peaks for H-23 and H-1' of **8** indicated that C-2 had *R* configuration, and its appended ethereal C-O bond was assigned as  $\alpha$ -oriented; on the contrary, no similar cross peaks for H-23 and H-1' of **9** were observed, suggesting C-2 had *S* configuration, and its ethereal C-O bond was on the  $\beta$ -face. The conformations of the dihydropyran rings in **8** and **9** were also deduced from chemical shift values and coupling constants of protons attached to C-2.  $^1\text{H}$  NMR spectra of **8** reveal the signals of proton on C-2 as a triplet at 4.89 ppm with a small coupling constant of 2.1 Hz. Thus, the proton at C-2 in **8** is equatorial, while the *n*-butoxy group occupies the axial position. For diastereoisomer **9**, the proton at C-2 resonates as a doublet of doublets at 4.58 ppm with two coupling constants of 1.5 Hz and 9.0 Hz, respectively, due to coupling with two protons at C-3. Thus, the proton at C-2 in **9** is axial.







spect. MeOD,

F1: 75.480

EX: zgpg30

SW1: 29762

PW: 8.0 usec

OF1: 12579.6

NA: 931

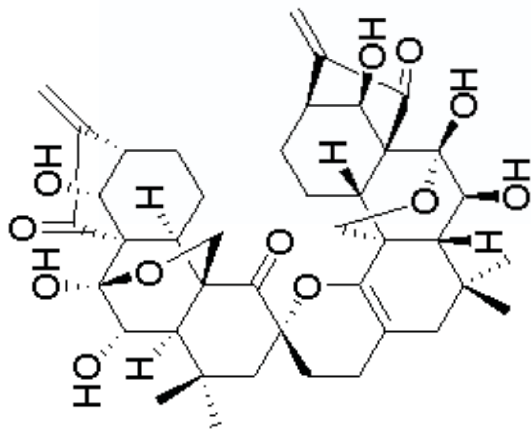
LB: 0.0

PTS1d: 32768

USER: nmr -- DATE: Fri Aug 09 18:58:05 2013

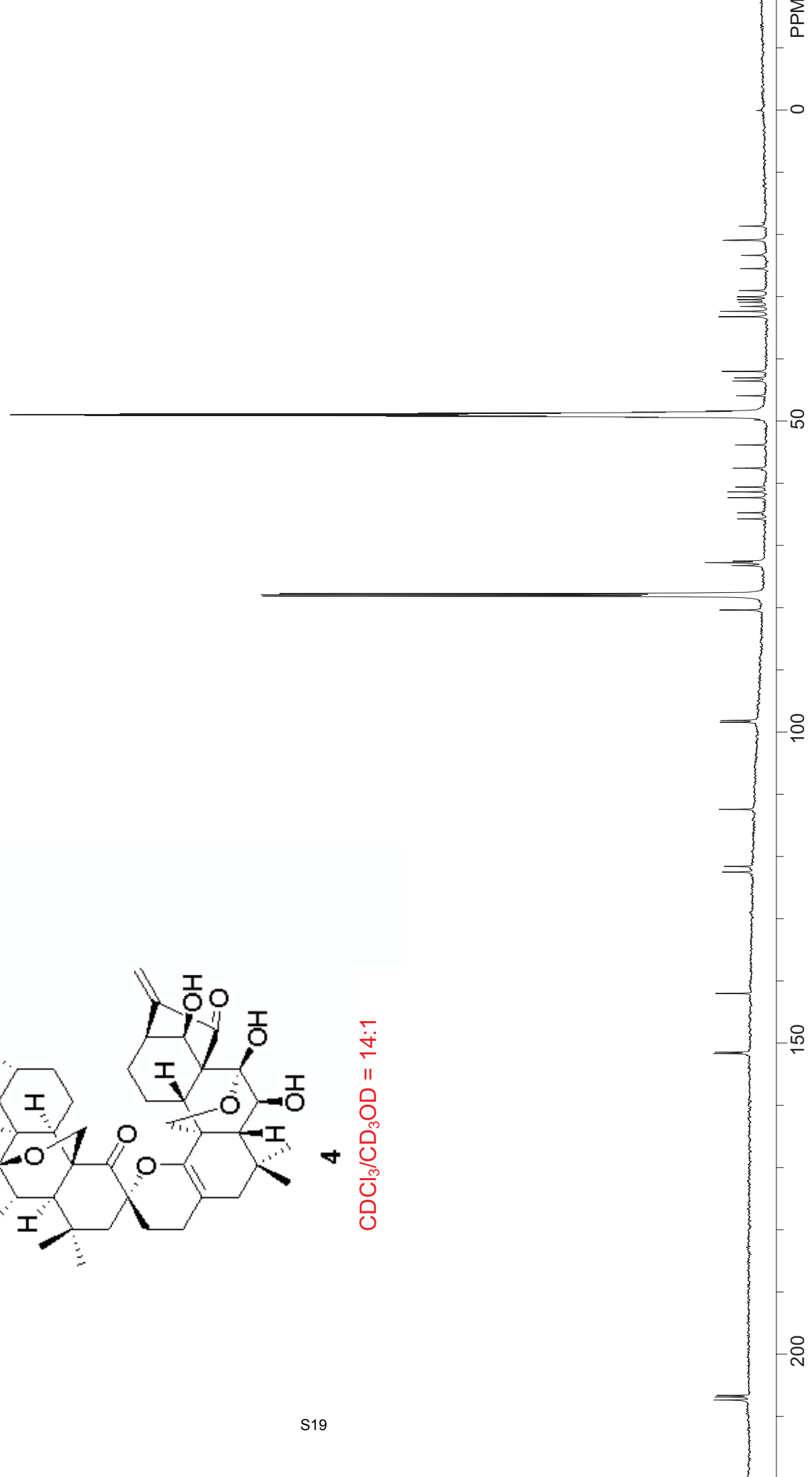
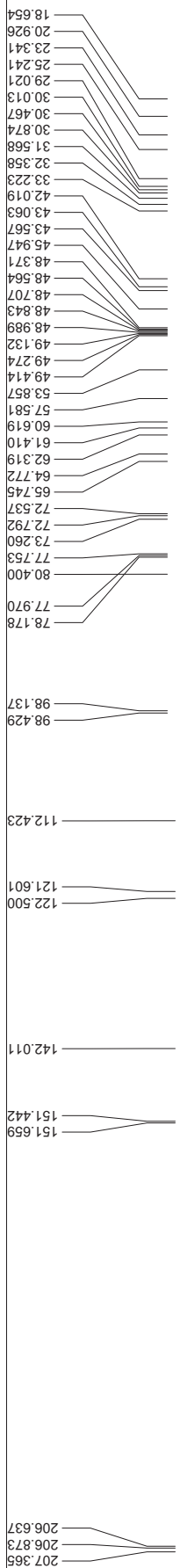
WinNuts - \$pdata





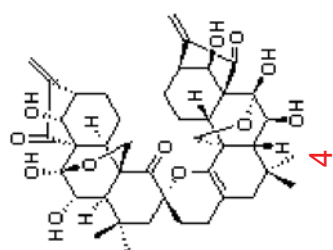
4

CDCI<sub>3</sub>/CD<sub>3</sub>OD = 14:1

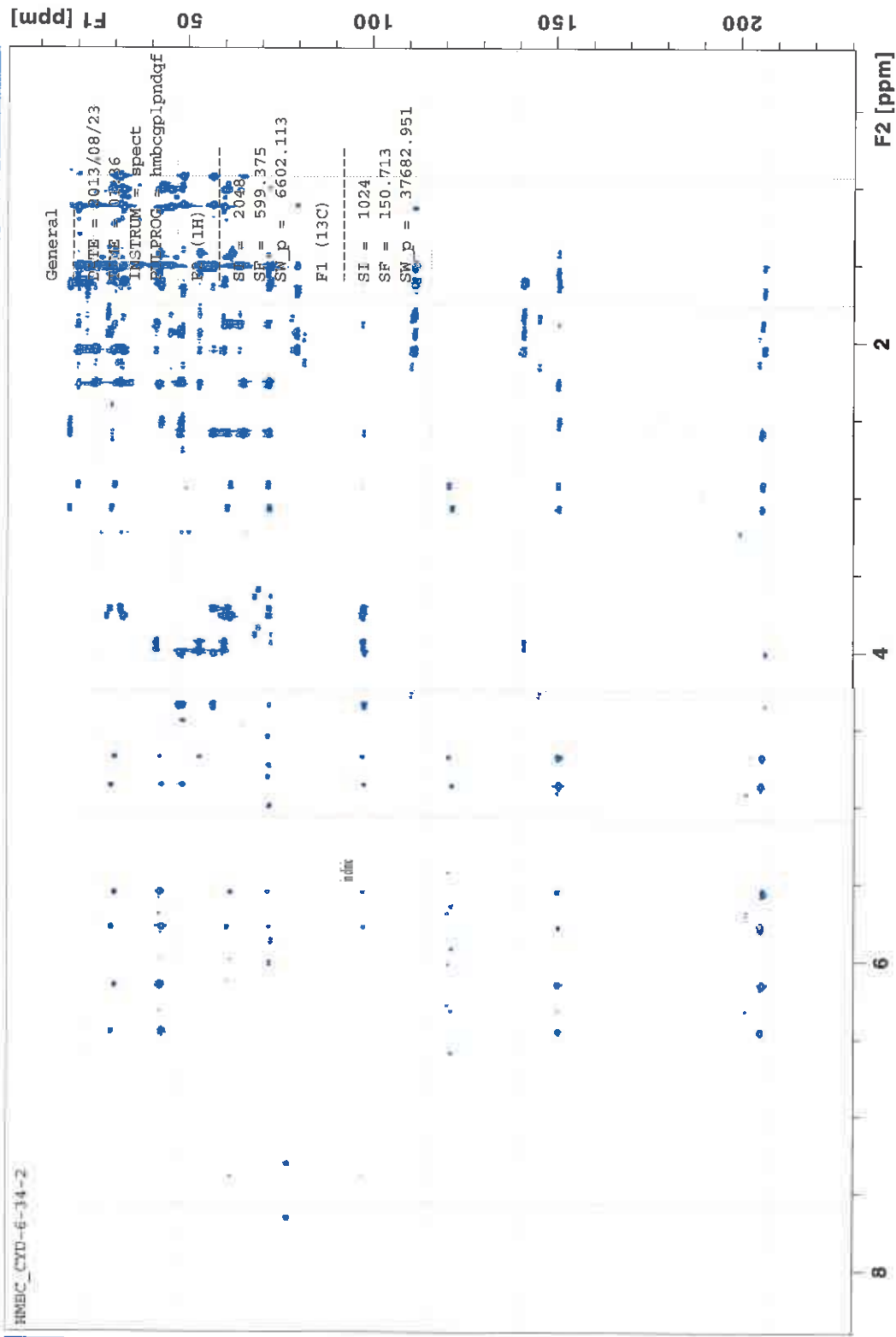


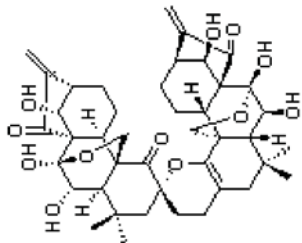
HMBC

hmbc 16 1 /opt/topspin3.0/data/zhou/nmr



CDCl<sub>3</sub>/CD<sub>3</sub>OD = 14:1

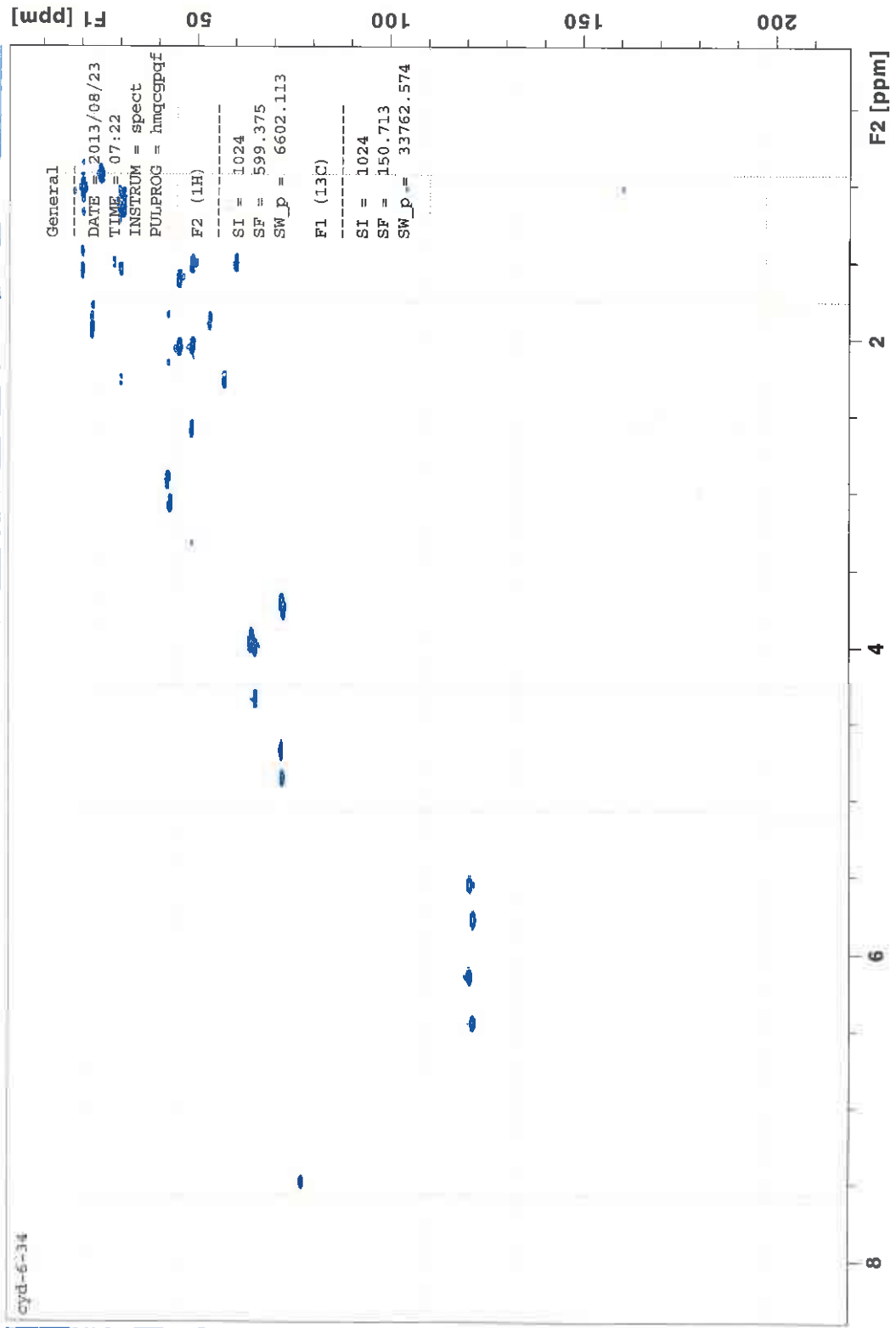




HMQC

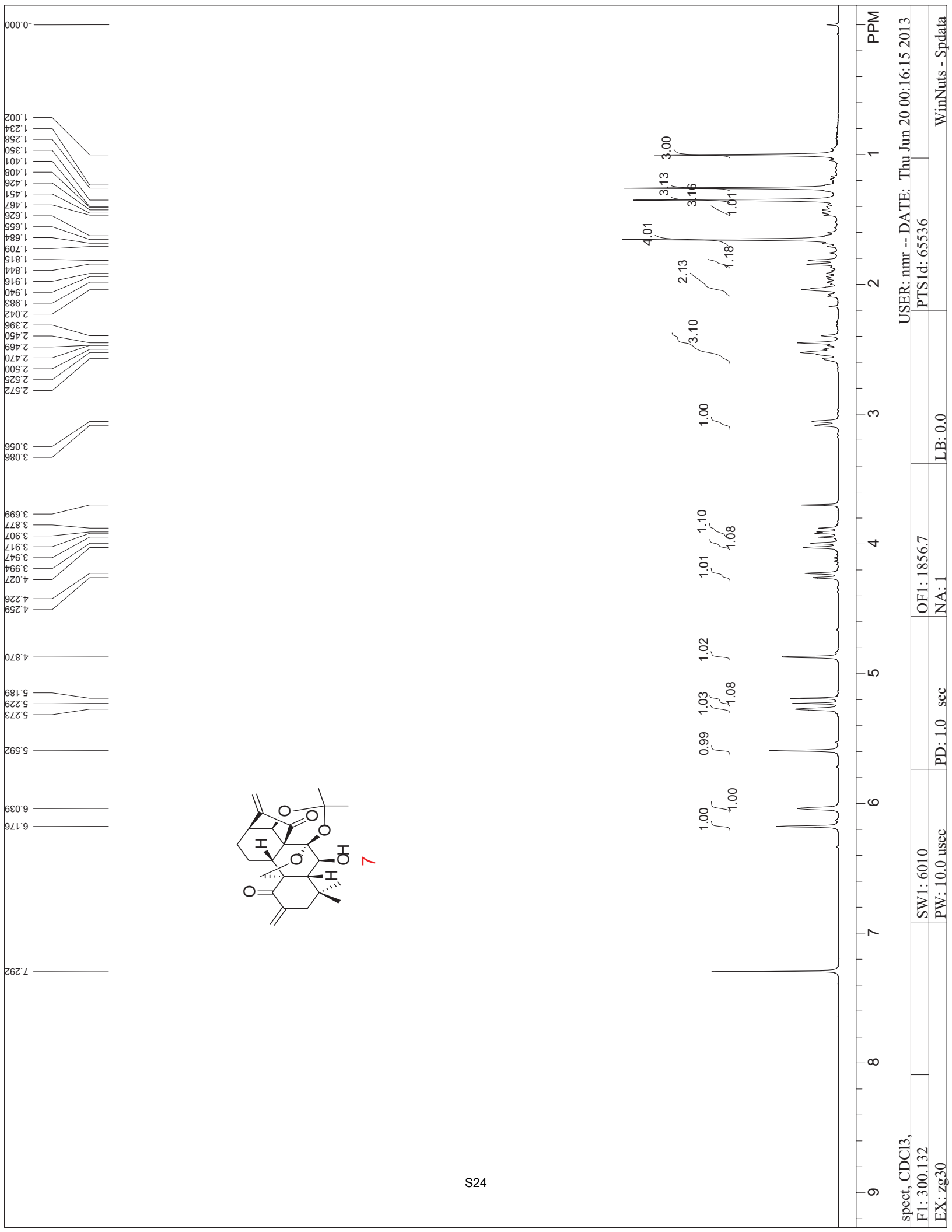
hmqc 16 1 /opt/topspin3.0/data/zhou/nmr

4  
 CDCCl<sub>3</sub>/CD<sub>3</sub>OD = 14:1



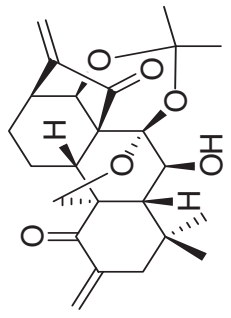
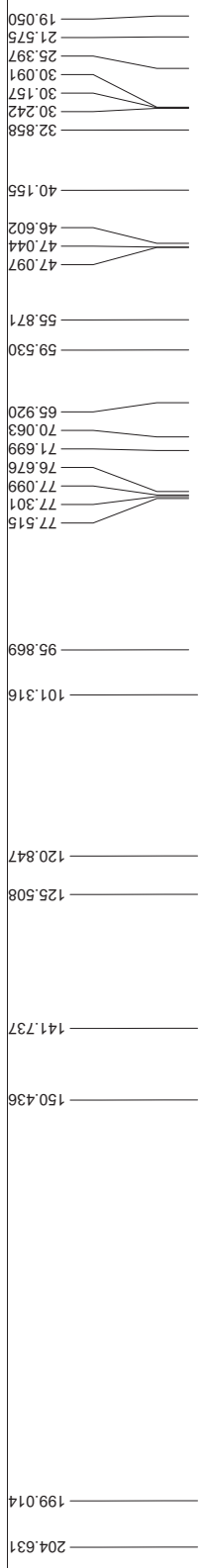




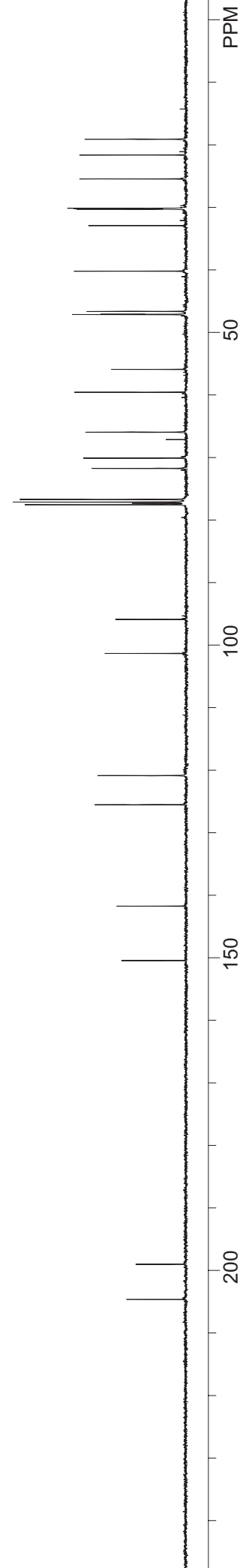


spect, CDC13, USER: nmr -- DATE: Thu Jun 20 00:16:15 2013  
 F1: 300.132 SW1: 6010 OF1: 1856.7 PTS1d: 65536  
 EX: zg30 PW: 10.0 usec PD: 1.0 sec NA: 1 LB: 0.0 WinNuts - \$pdata






7

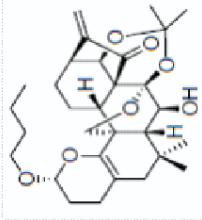


spect, CDCI3,	USER: nmr -- DATE: Thu Jun 20 00:22:08 2013
F1: 75.480	PTS1d: 32768
EX: zgpg30	LB: 0.0
	OF1: 12579.6
	NA: 625
	PD: 2.0 sec
	SW1: 29762
	PW: 8.0 usec
	WinNuts - \$pdata





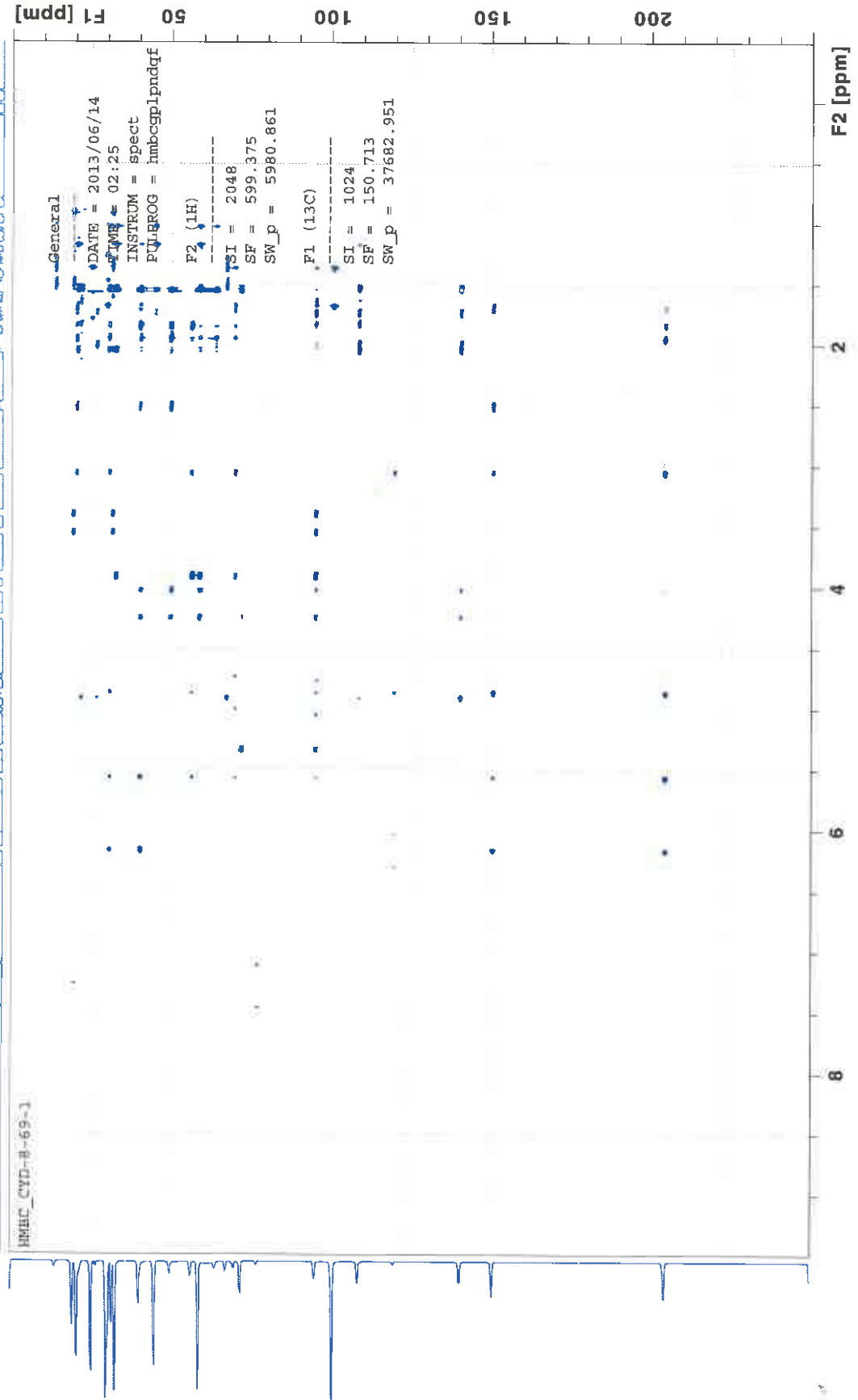
spect, CDCI3, USER: nmr -- DATE: Wed Jun 05 16:40:28 2013  
 F1: 75.480 PTSId: 32768  
 EX: zgpg30 WinNuts - \$pdata  
 OF1: 12577.7 LB: 0.0  
 NA: 1388  
 PD: 2.0 sec  
 SW1: 29762  
 PW: 8.0 usec

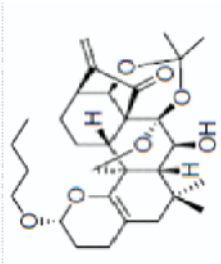


8

HMBC

hmbc 11 1 /opt/topspin3.0/data/zhou/nmr

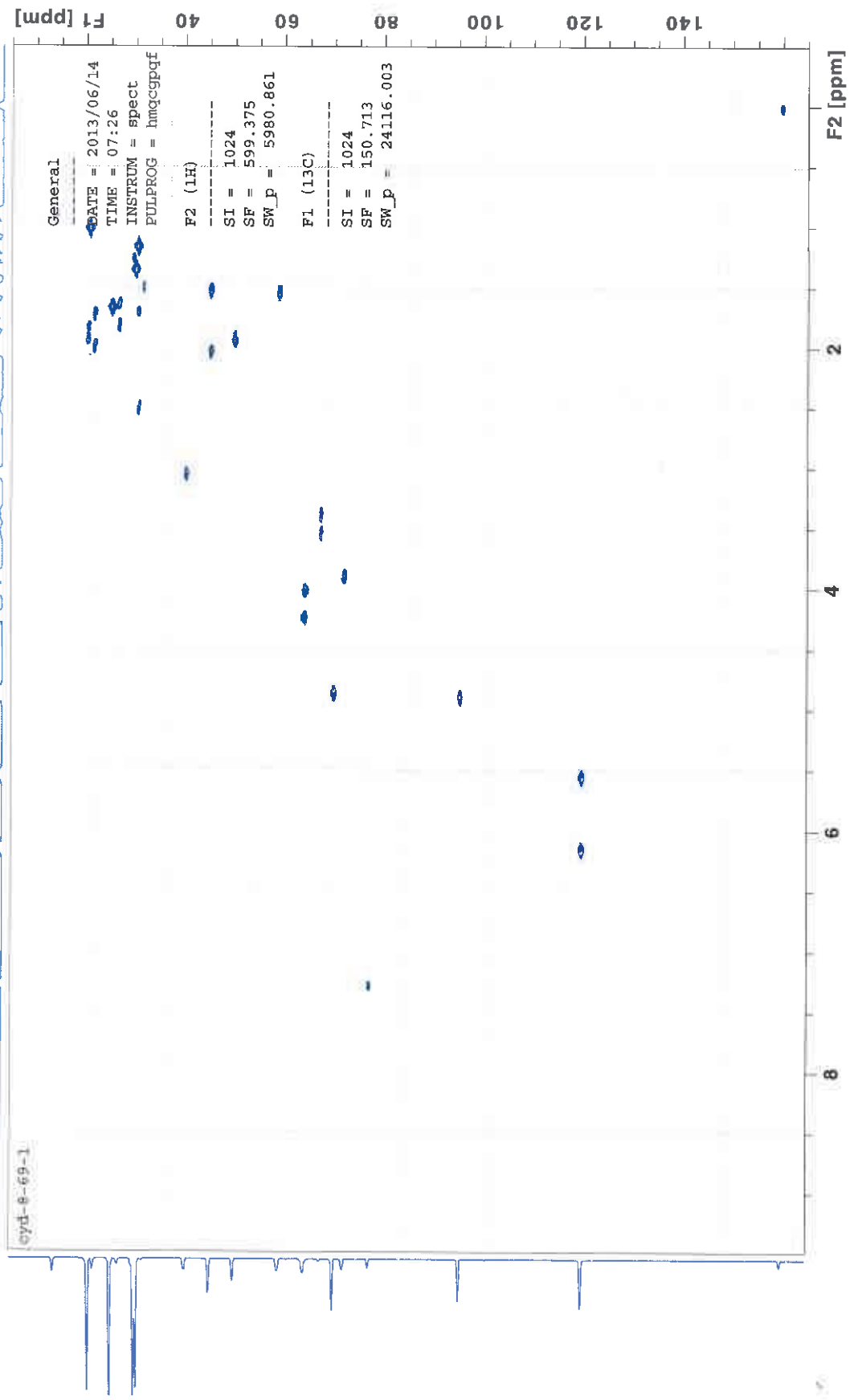





8

HMQC

hmqc 11 1 /opt/topspin3.0/data/zhou/nmr







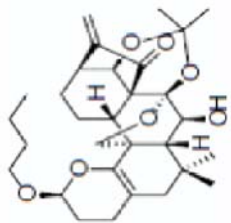
spect, CDC13, USER: nmr -- DATE: Tue Jun 04 18:56:25 2013  
 F1: 300.132 SW1: 6010 OF1: 1852.0 PTS1d: 65536  
 EX: zg30 PW: 10.0 usec PD: 1.0 sec LB: 0.0 WinNuts - \$pdata



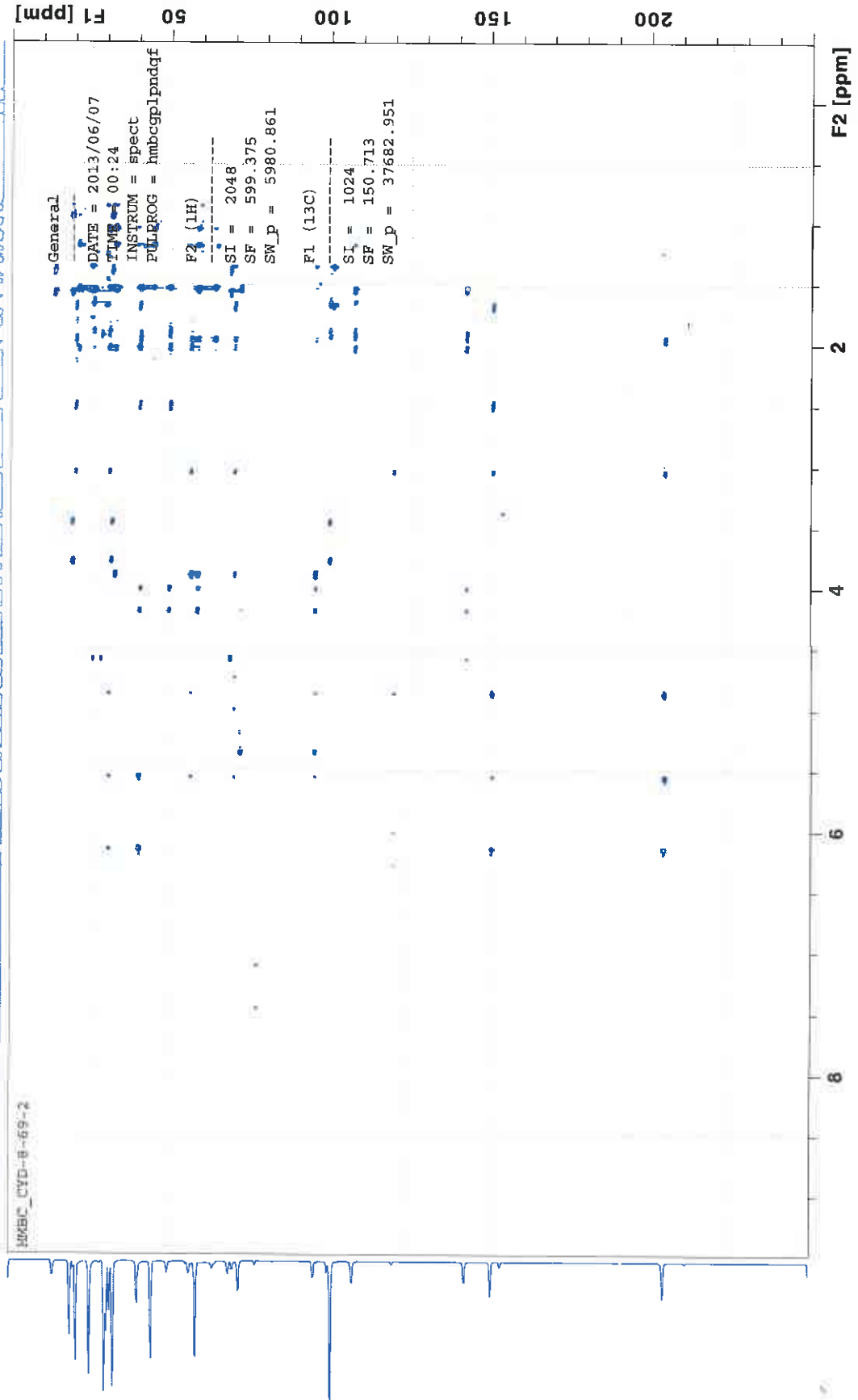


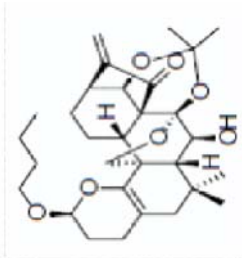
HMBC

hmbc 10 1 /opt/topspin3.0/data/zhou/nmr



9

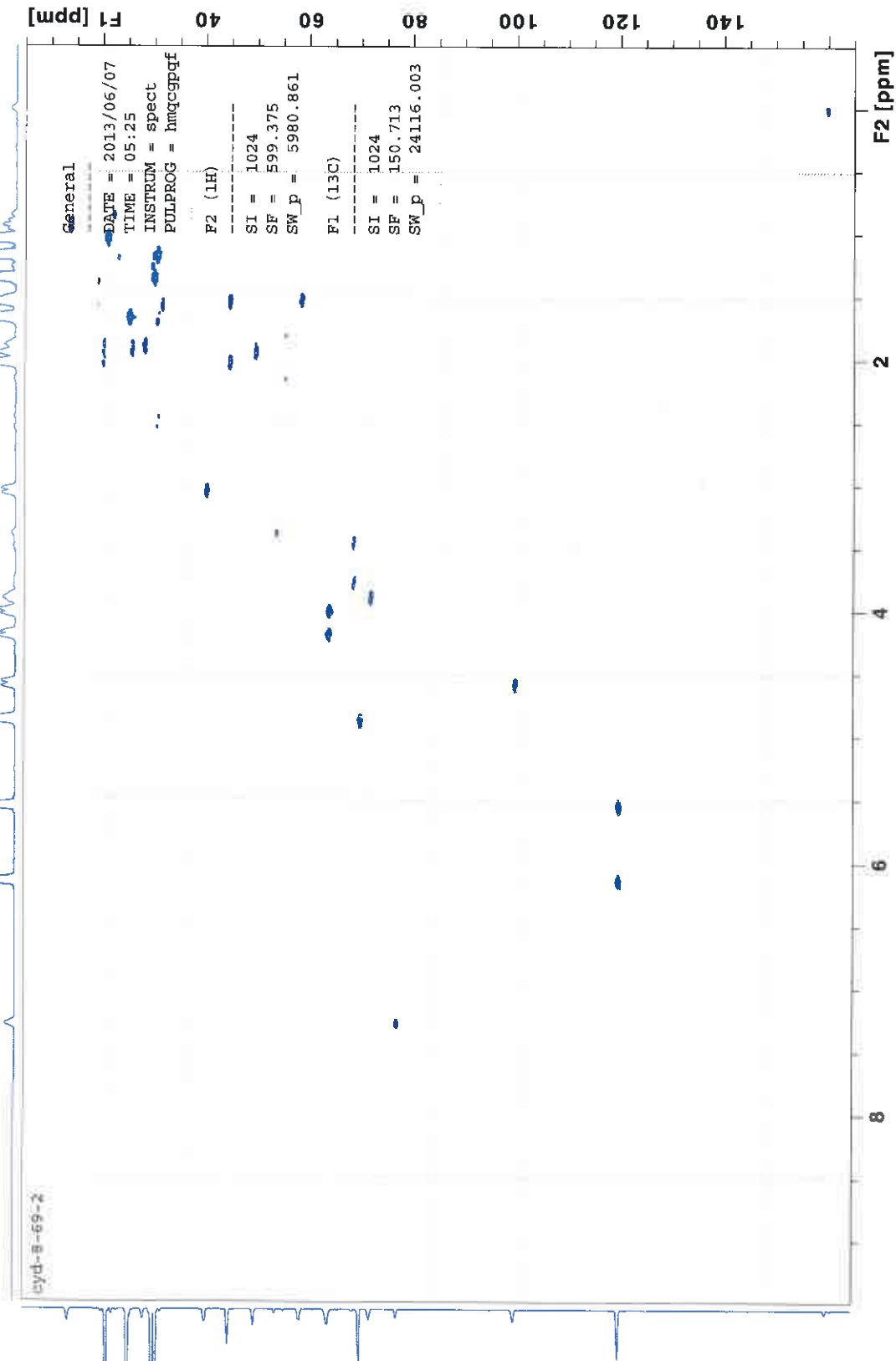




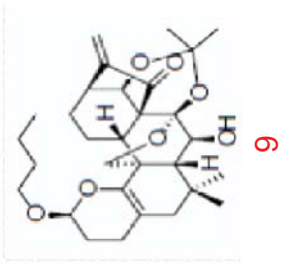
9

HMQC

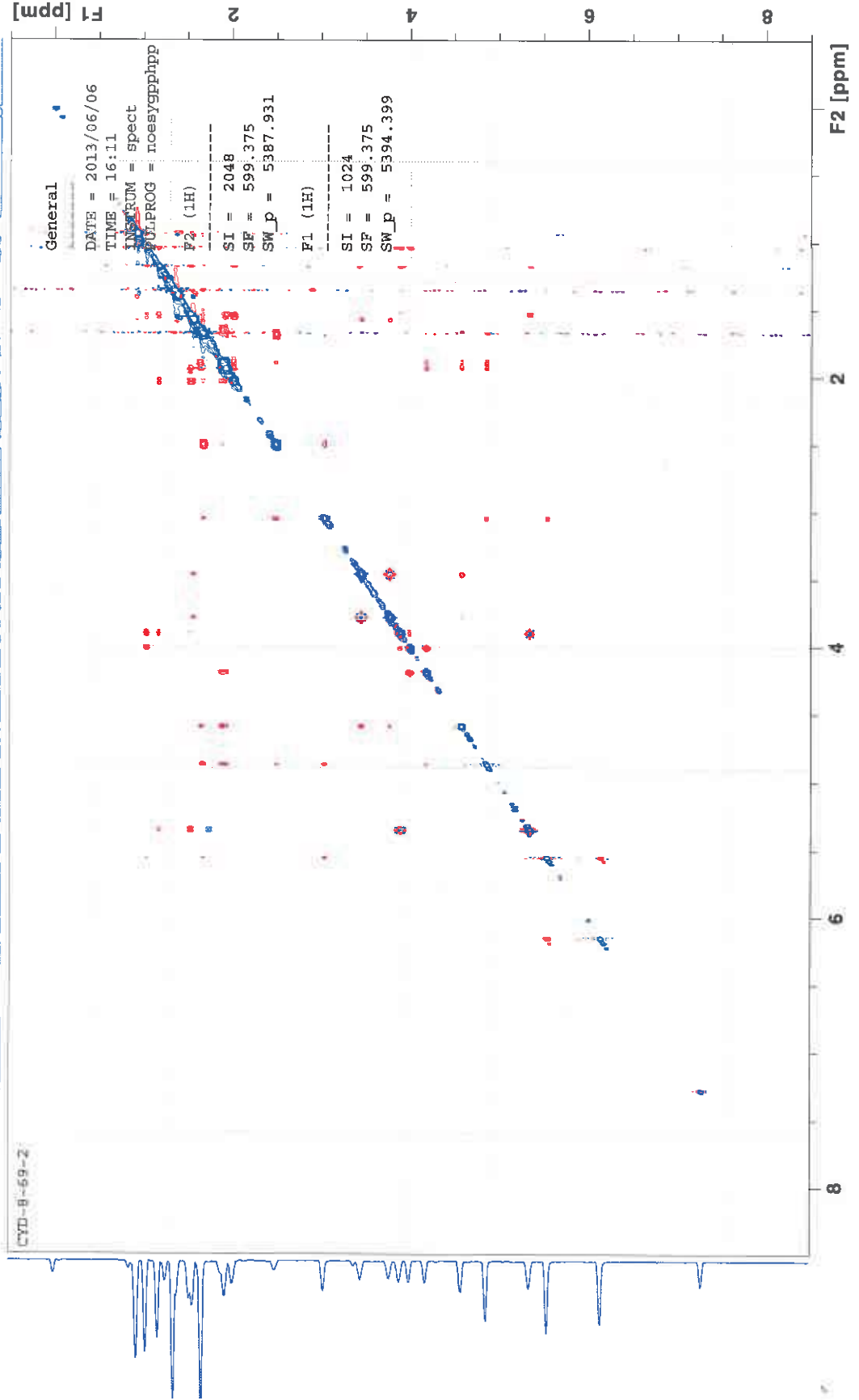
hmqc 1.0 /opt/topsp.in3.0/data/zhou/nmr

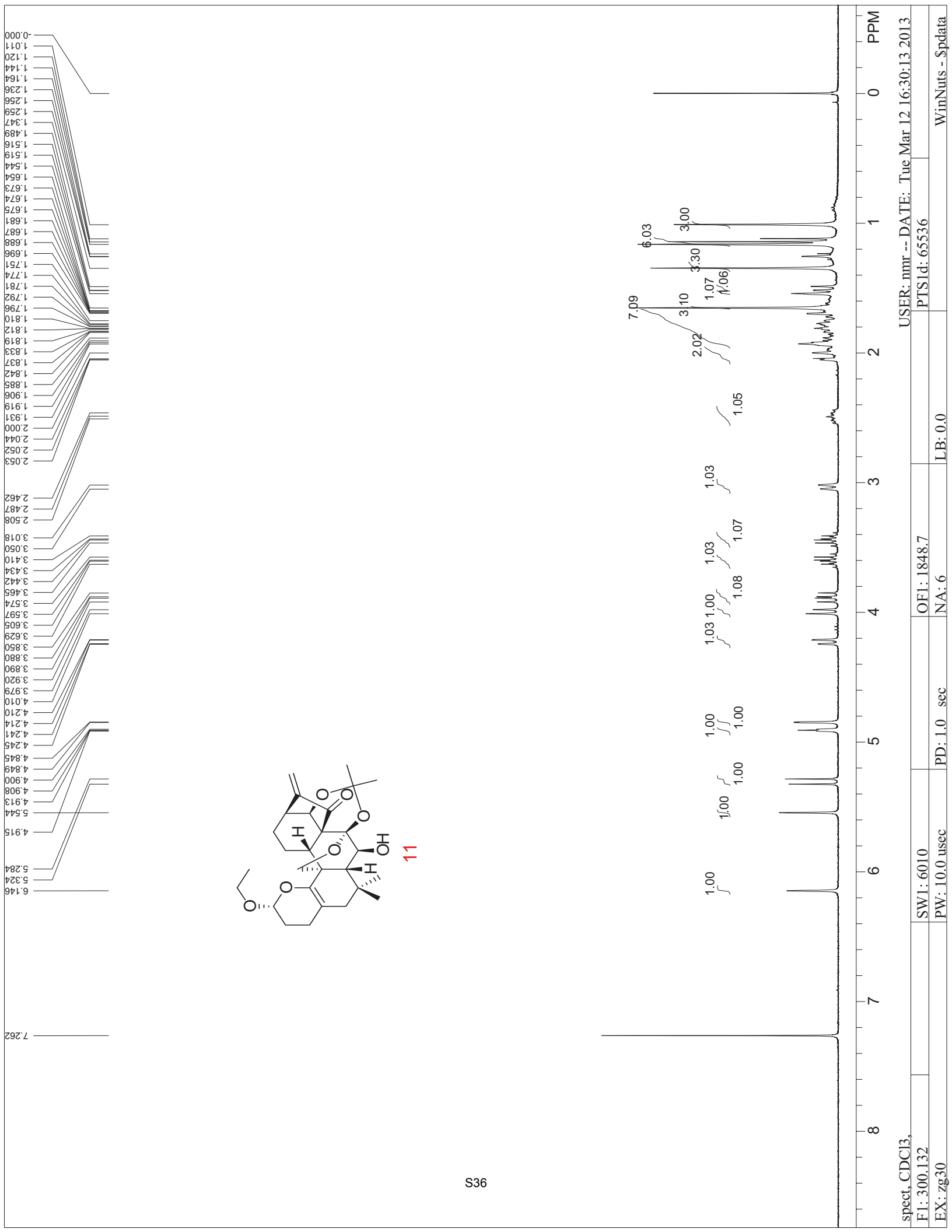


NOESY




noesy 1 /opt/topspin3.0/data/zhou/nmr

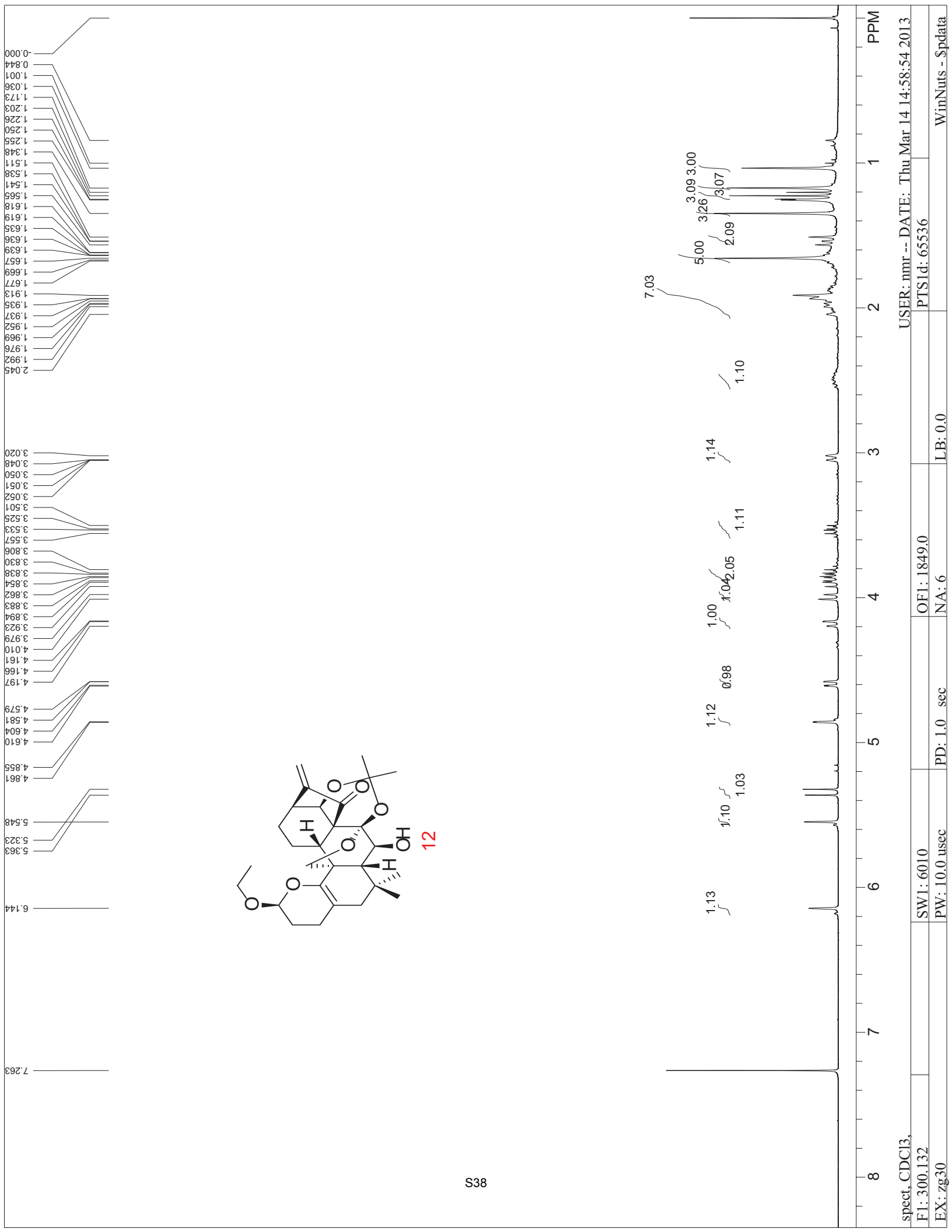




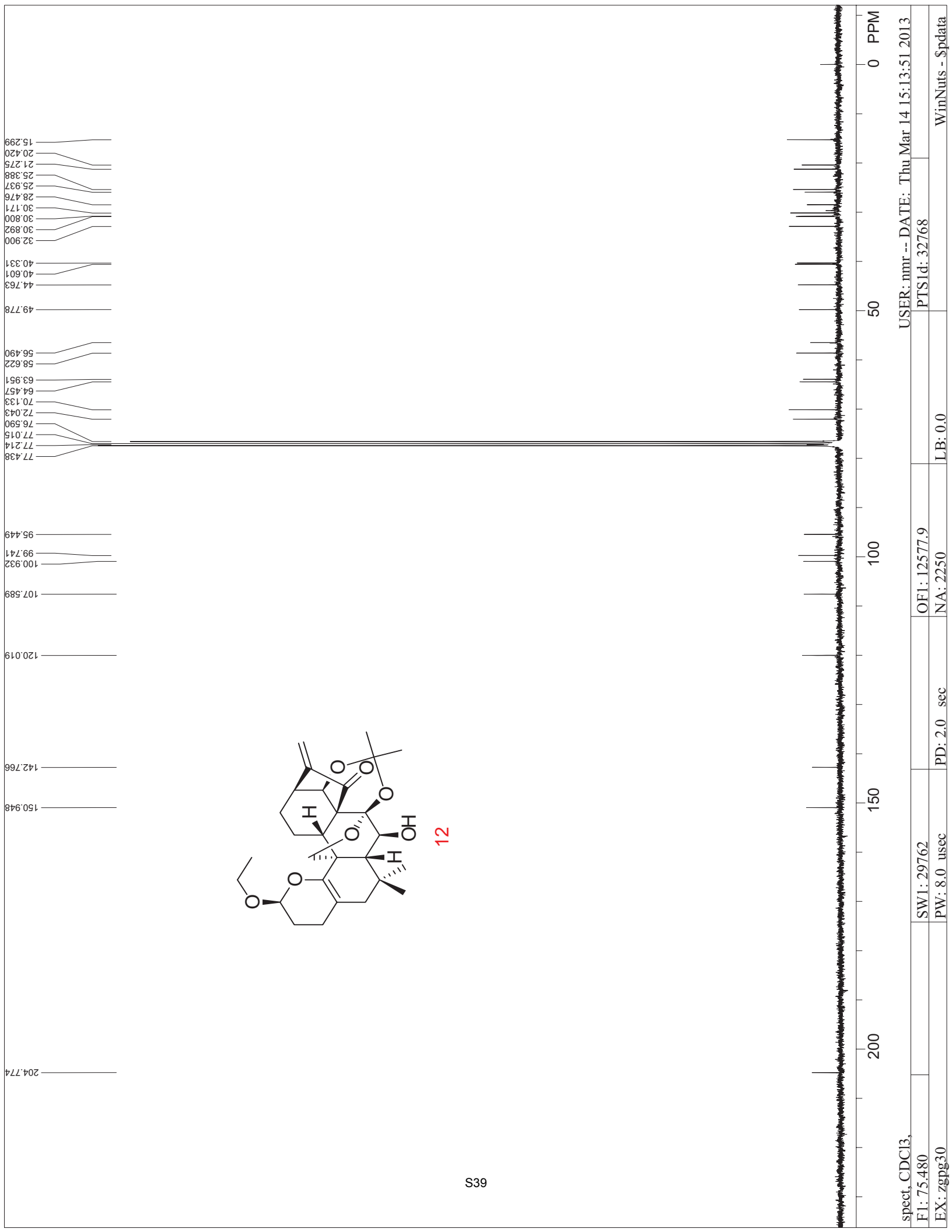
spect, CDCI3, USER: nmr --- DATE: Tue Mar 12 16:30:13 2013  
 F1: 300.132 PTSId: 65536  
 EX: zg30 WinNuts - \$pdata  
 OF1: 1848.7 LB: 0.0  
 NA: 6  
 PD: 1.0 sec



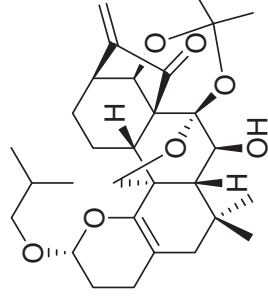
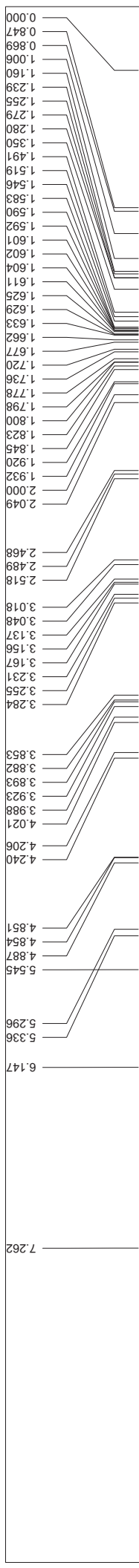
spect, CDCI3, USER: nmr -- DATE: Tue Mar 12 17:20:34 2013  
 F1: 75.480 SW1: 29762 OF1: 12579.6 PTS1d: 32768  
 EX: zgpg30 PW: 8.0 usec PD: 2.0 sec NA: 834 LB: 0.0 WinNuts - \$pdata



spect, CDC13, USER: nmr --- DATE: Thu Mar 14 14:58:54 2013  
 F1: 300.132 OF1: 1849.0 PTS1d: 65536  
 EX: zg30 PW: 10.0 usec PD: 1.0 sec NA: 6 LB: 0.0 WinNuts - \$pdata

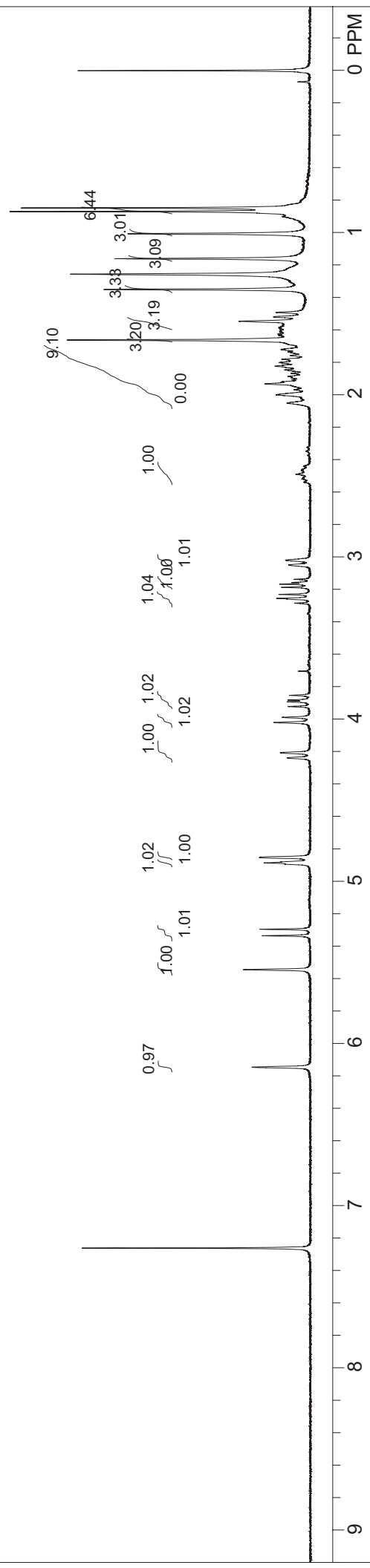


spect, CDCI3, USER: nmr -- DATE: Thu Mar 14 15:13:51 2013  
 F1: 75.480 OF1: 12577.9 PTS1d: 32768  
 EX: zgpg30 PW: 8.0 usec PD: 2.0 sec NA: 2250 LB: 0.0 WinNuts - \$pdata




13

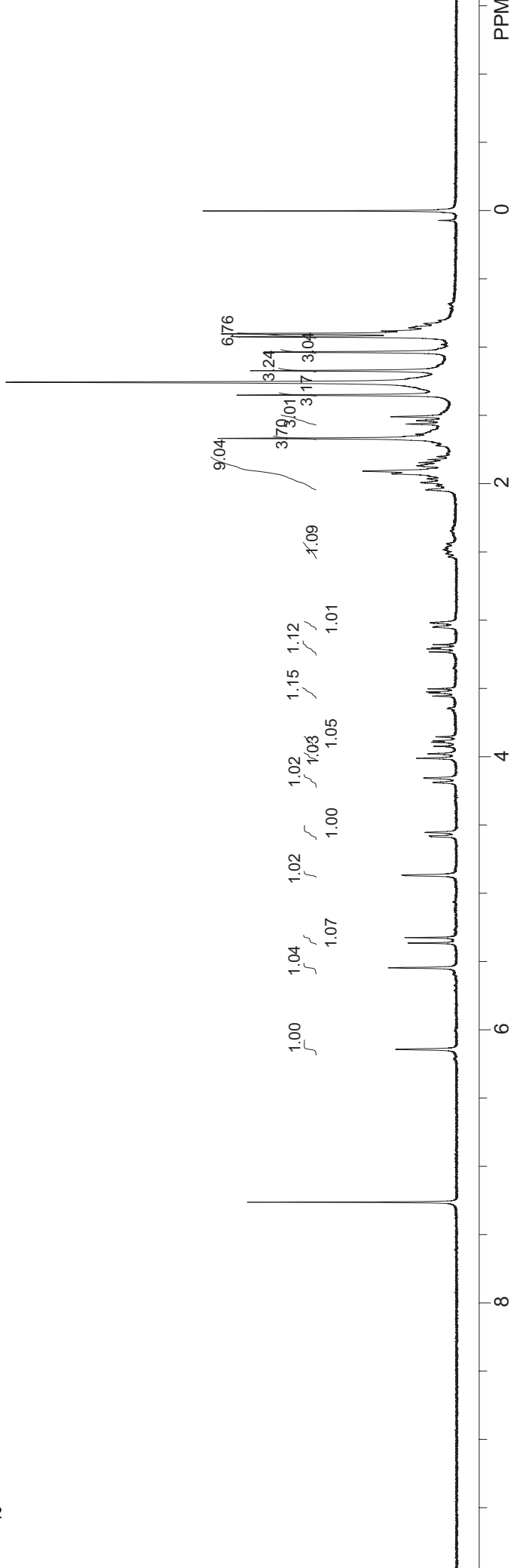
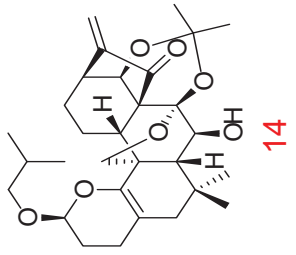
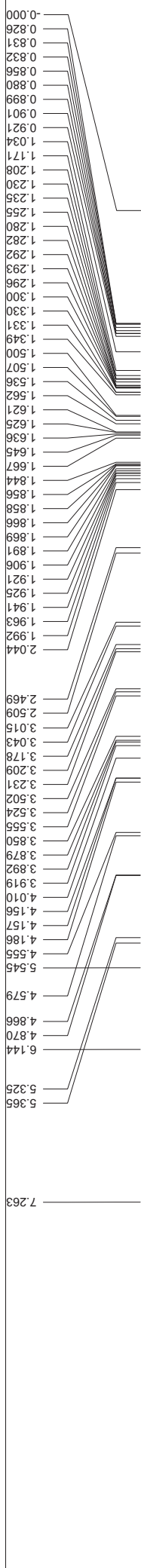
S40

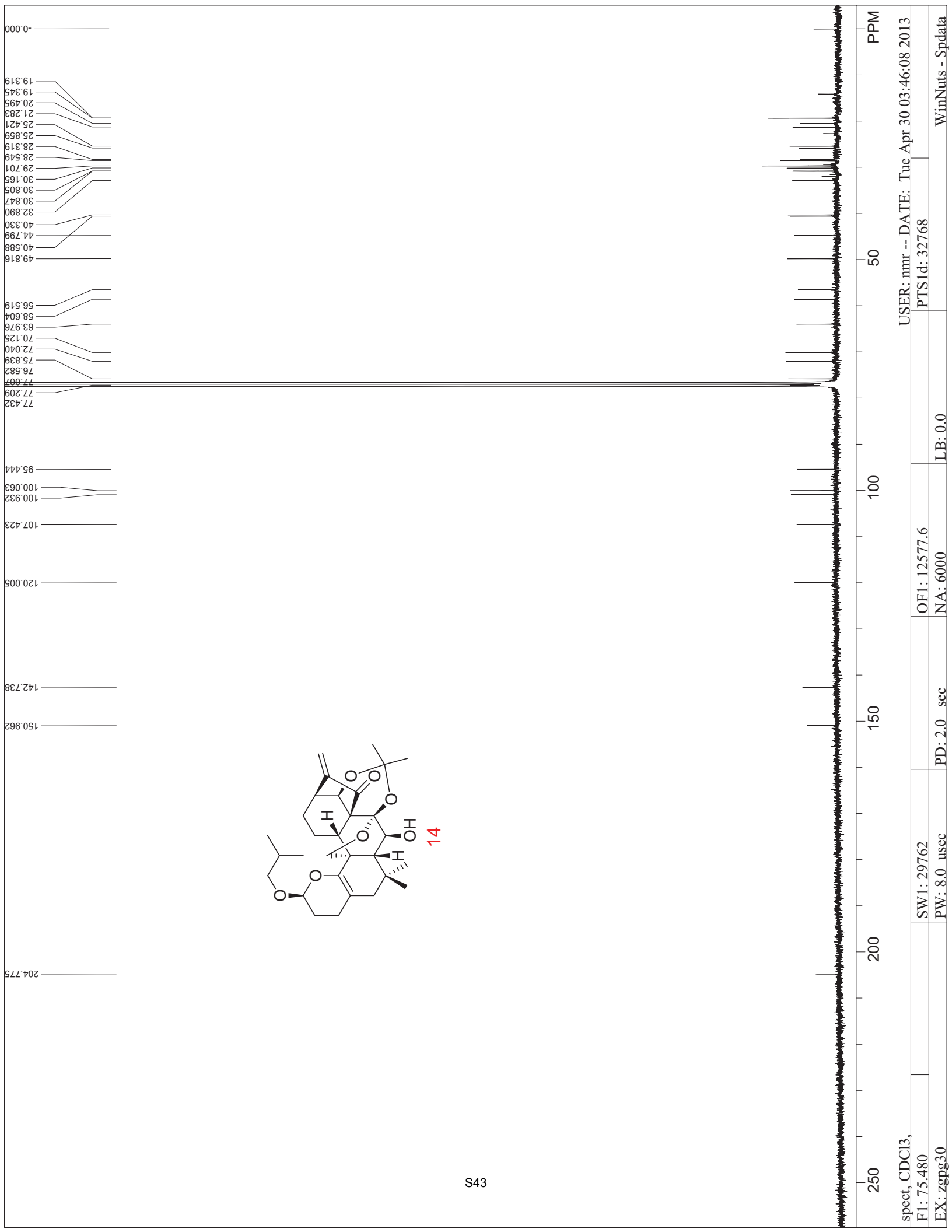


spect, CDC13,	USER: nmr --- DATE: Fri Apr 26 18:28:12 2013
F1: 300.132	PTS1d: 65536
EX: zg30	WinNuts - \$pdata
SW1: 6010	OF1: 1848.5
PW: 10.0 usec	NA: 9
PD: 1.0 sec	LB: 0.0

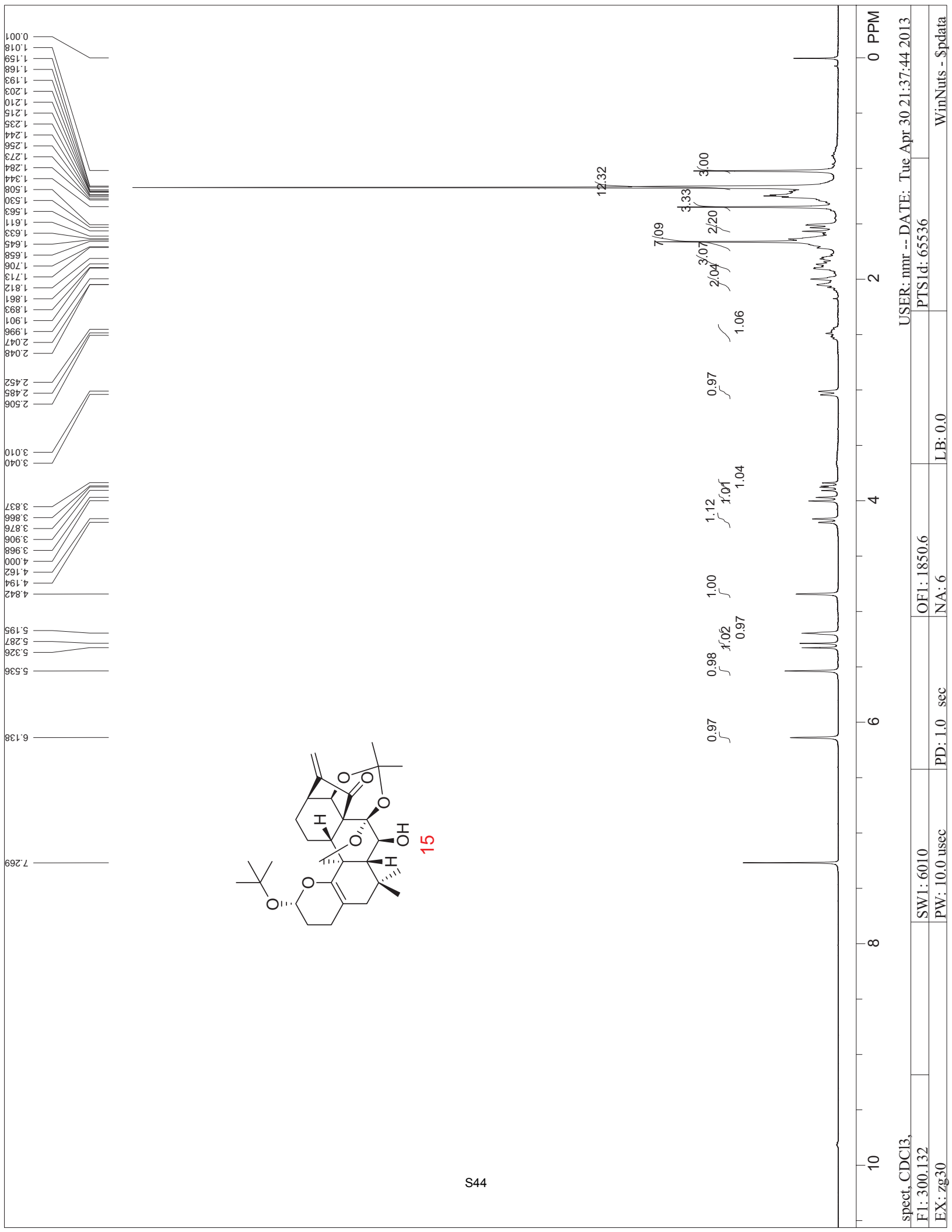




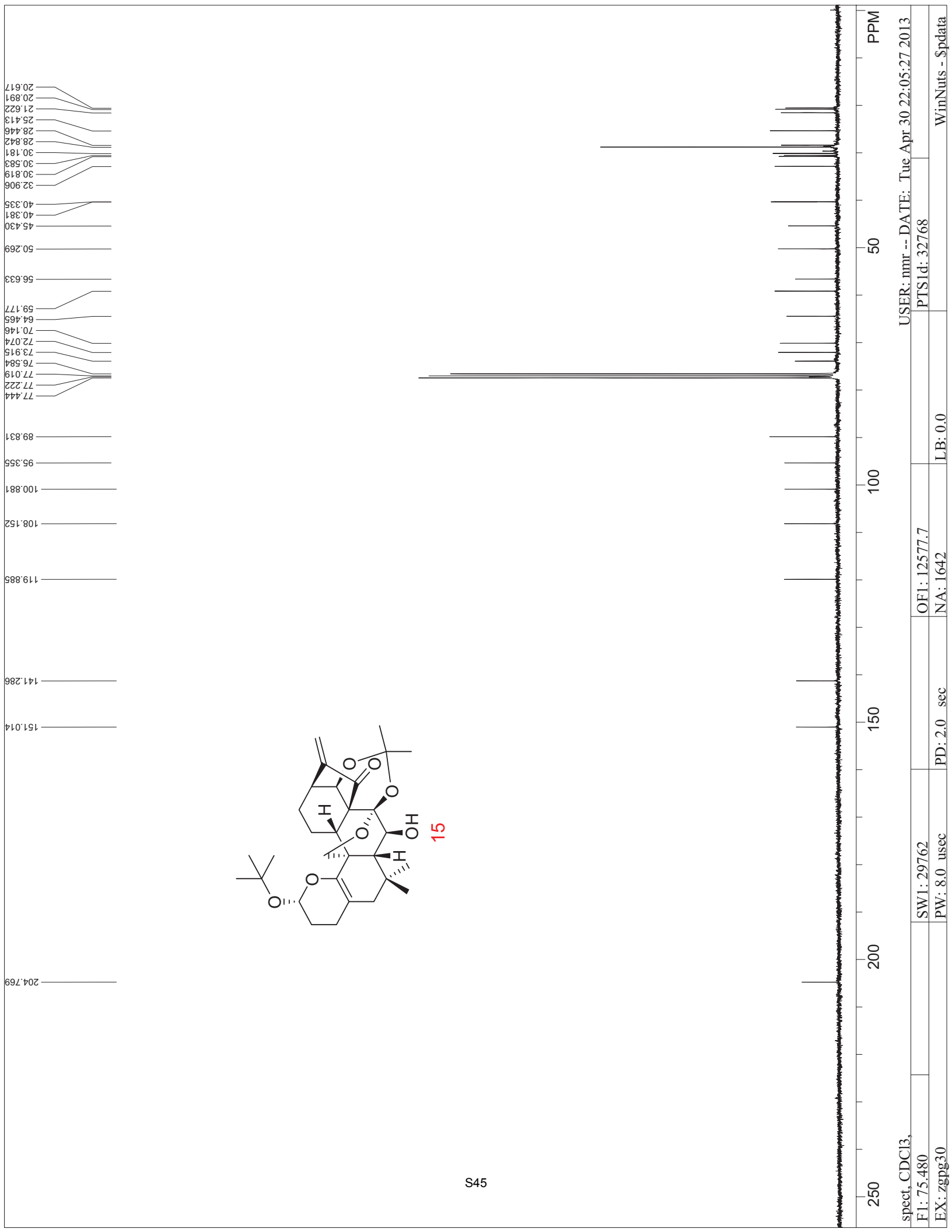




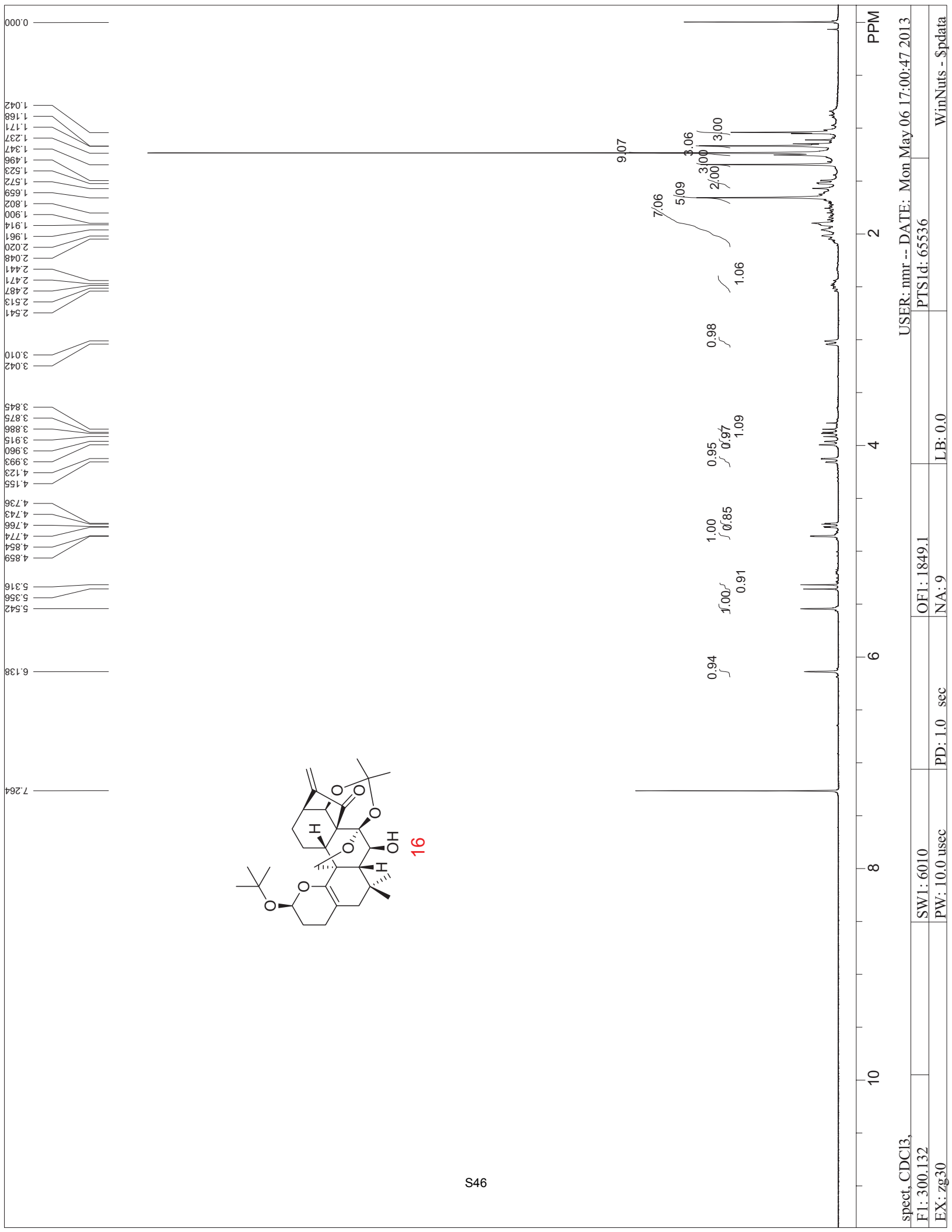
spect, CDCl3, USER: nmr -- DATE: Tue Apr 30 03:46:08 2013  
 F1: 75.480 SW1: 29762 OF1: 12577.6 PTS1d: 32768  
 EX: zgpg30 PW: 8.0 usec PD: 2.0 sec NA: 6000 LB: 0.0 WinNuts - \$pdata



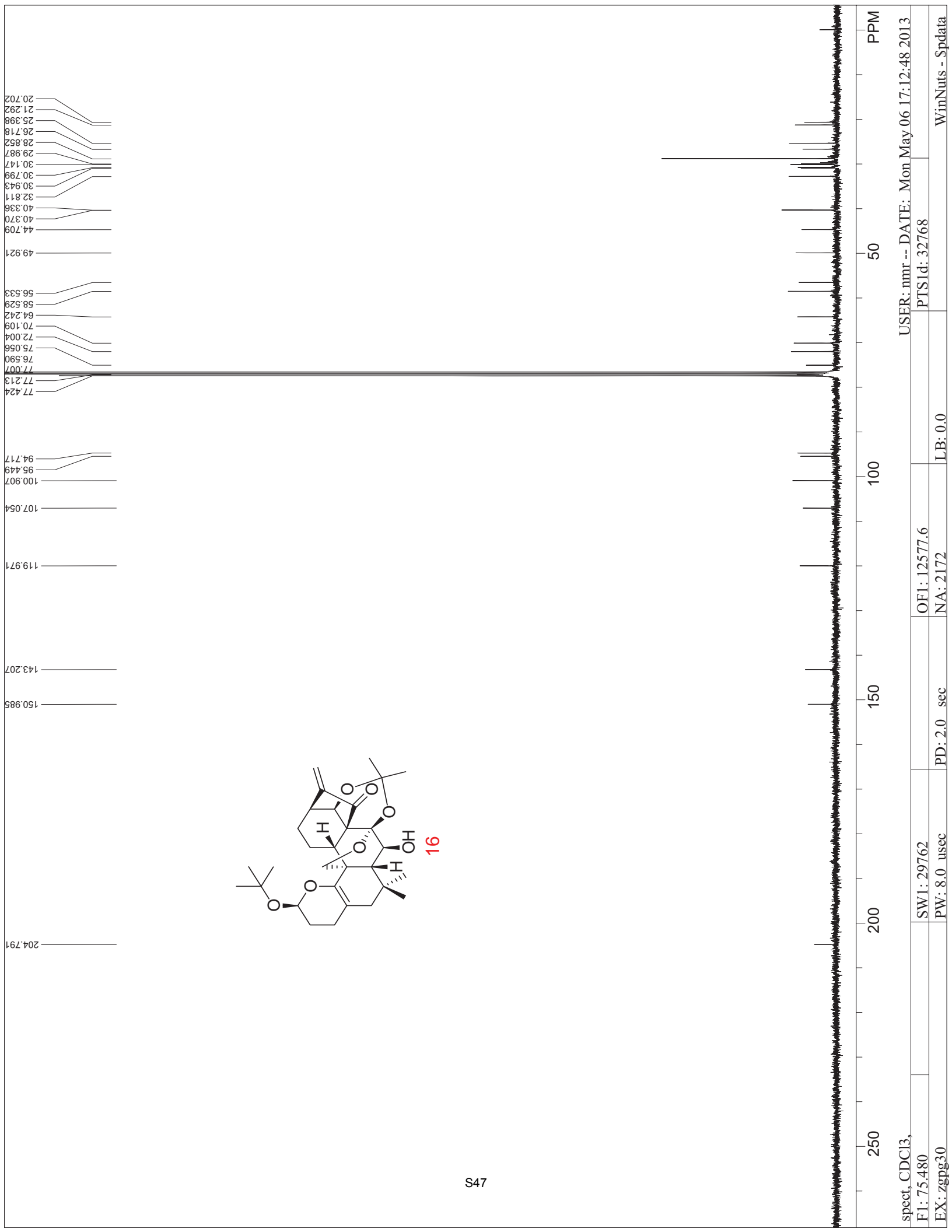
spect: CDCI3, USER: nmr -- DATE: Tue Apr 30 21:37:44 2013  
 F1: 300.132, SW1: 6010, OF1: 1850.6, PTS1d: 65536  
 EX: zg30, PW: 10.0 usec, PD: 1.0 sec, NA: 6, LB: 0.0, WinNuts - \$pdata



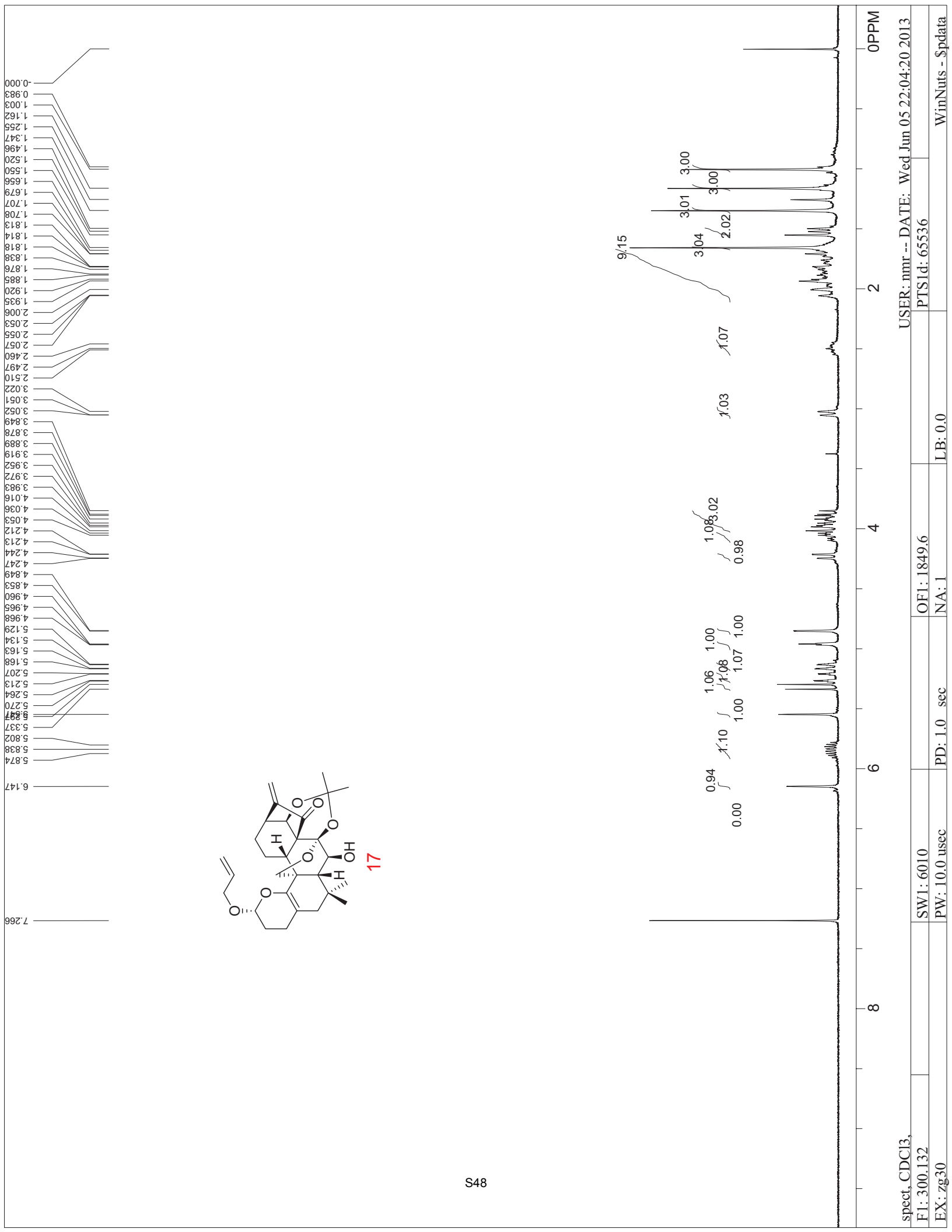
spect, CDCl3, USER: nmr -- DATE: Tue Apr 30 22:05:27 2013  
 F1: 75.480 PTS1d: 32768  
 EX: zgpg30 OF1: 12577.7 LB: 0.0  
 PD: 2.0 sec NA: 1642  
 WinNuts - \$pdata



spect, CDC13, USER: nmr -- DATE: Mon May 06 17:00:47 2013  
 F1: 300.132 OF1: 1849.1 PTS1d: 65536  
 EX: zg30 PW: 10.0 usec PD: 1.0 sec LB: 0.0 WinNuts - \$pdata




spect, CDCI3, USER: nmr -- DATE: Mon May 06 17:12:48 2013  
 F1: 75.480 SW1: 29762 OF1: 12577.6 PTS1d: 32768  
 EX: zgpg30 PW: 8.0 usec PD: 2.0 sec NA: 2172 LB: 0.0 WinNuts - \$pdata

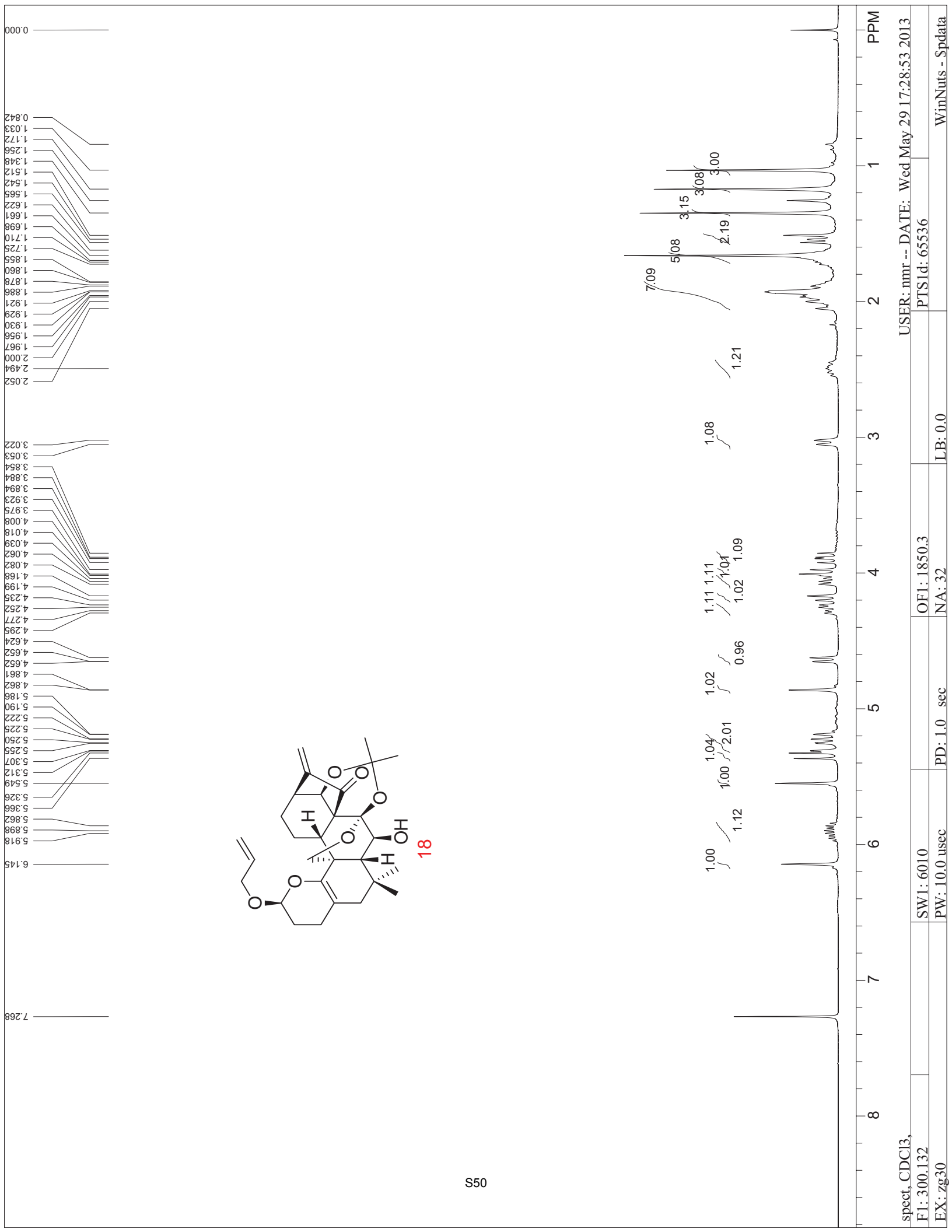


spect, CDC13, USER: nmr --- DATE: Wed Jun 05 22:04:20 2013  
 F1: 300.132 OF1: 1849.6 PTS1d: 65536  
 EX: zg30 PW: 10.0 usec PD: 1.0 sec NA: 1 LB: 0.0 WinNuts - \$pdata






spect, CDCl3, USER: nmr --- DATE: Wed Jun 05 22:57:19 2013  
 F1: 75.480 SW1: 29762 OF1: 12577.7 PTS1d: 32768  
 EX: zgpg30 PW: 8.0 usec PD: 2.0 sec NA: 1069 LB: 0.0 WinNuts - \$pdata



spect, CDC13, USER: nmr -- DATE: Wed May 29 17:28:53 2013  
 F1: 300.132 OF1: 1850.3 PTS1: 65536  
 EX: zg30 PW: 10.0 usec PD: 1.0 sec LB: 0.0 WinNuts - \$pdata



spect, CDCI3,

F1: 75.480

EX: zgpg30

SW1: 29762

PW: 8.0 usec

OF1: 12579.6

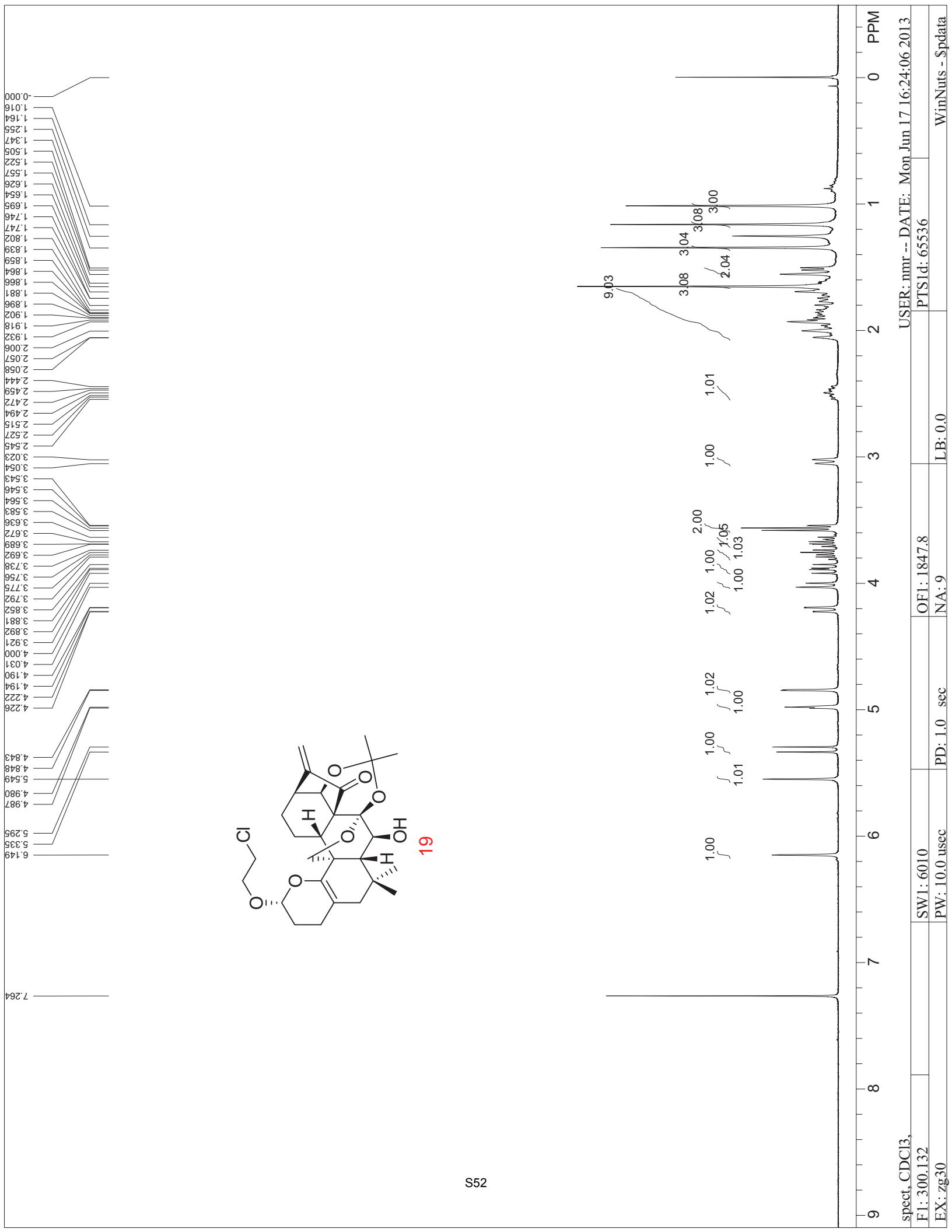
NA: 738

LB: 0.0

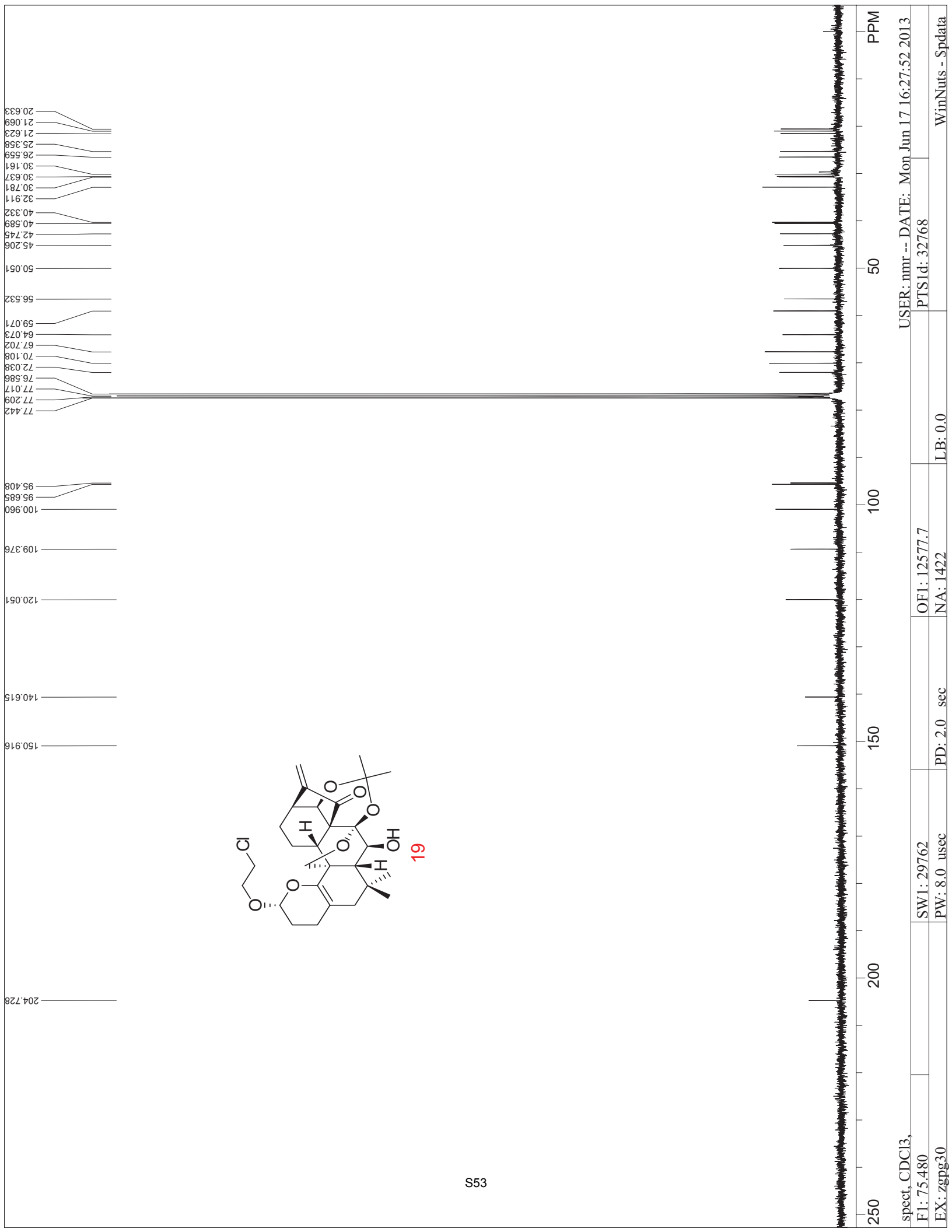
PTSD: 32768

USER: nmr -- DATE: Wed May 29 17:52:18 2013

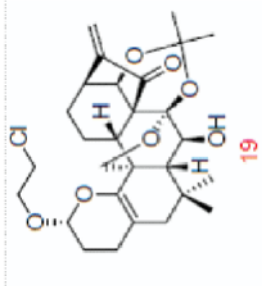
WinNuts - \$pdata



spect, CDCI3, USER: nmr --- DATE: Mon Jun 17 16:24:06 2013  
 F1: 300.132 OF1: 1847.8 PTS1d: 65536  
 EX: zg30 PW: 10.0 usec PD: 1.0 sec LB: 0.0 WinNuts - \$pdata

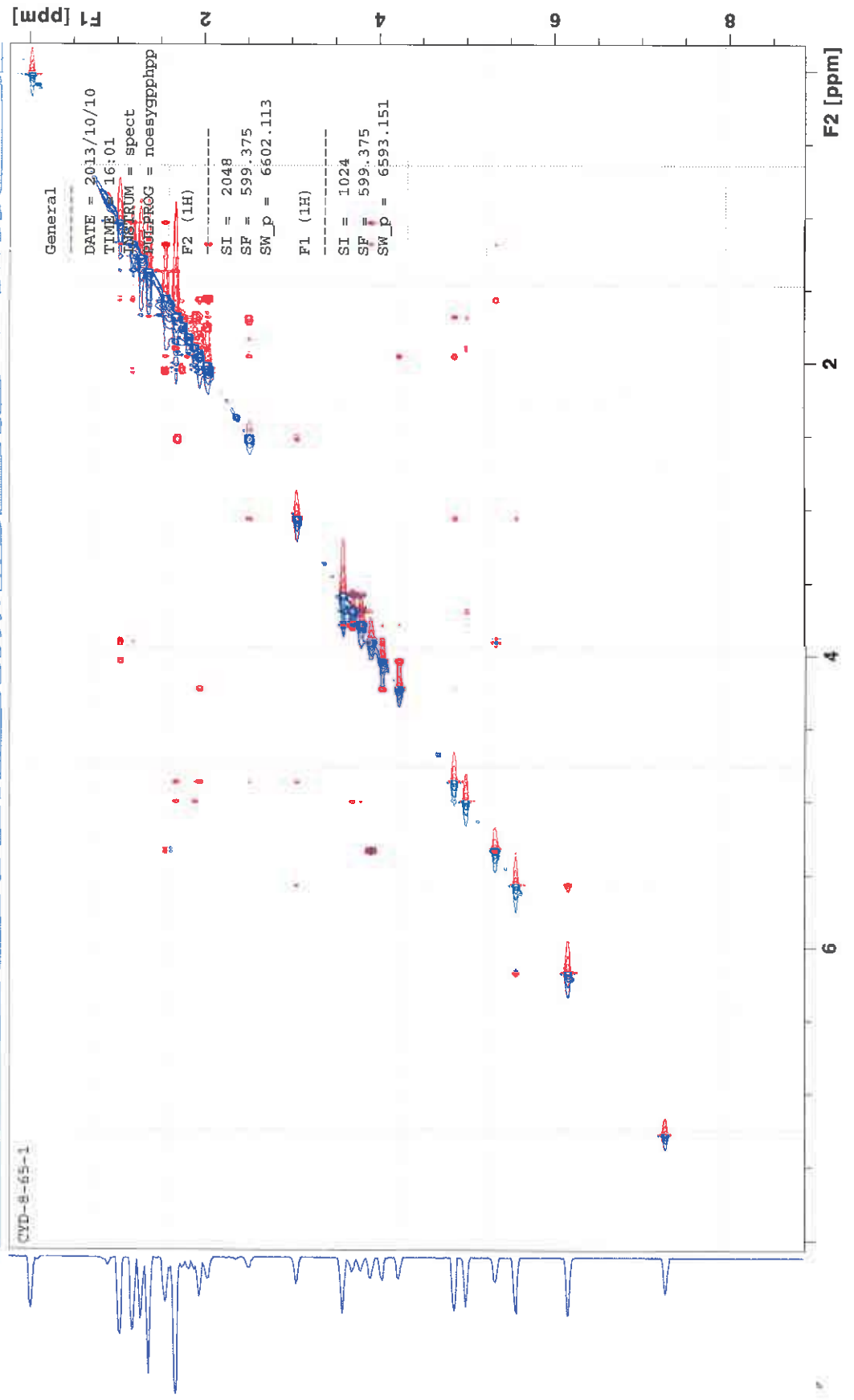


spect, CDCl3, USER: nmr --- DATE: Mon Jun 17 16:27:52 2013  
 F1: 75.480 PTS1d: 32768  
 EX: zgpg30 OF1: 12577.7 LB: 0.0  
 PD: 2.0 sec NA: 1422  
 WinNuts - \$pdata

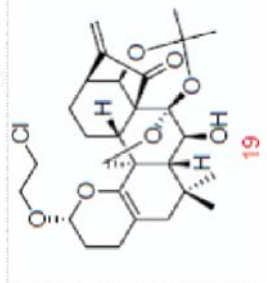


noesy 15 1 /opt/topspin3.0/data/zhou/nmr

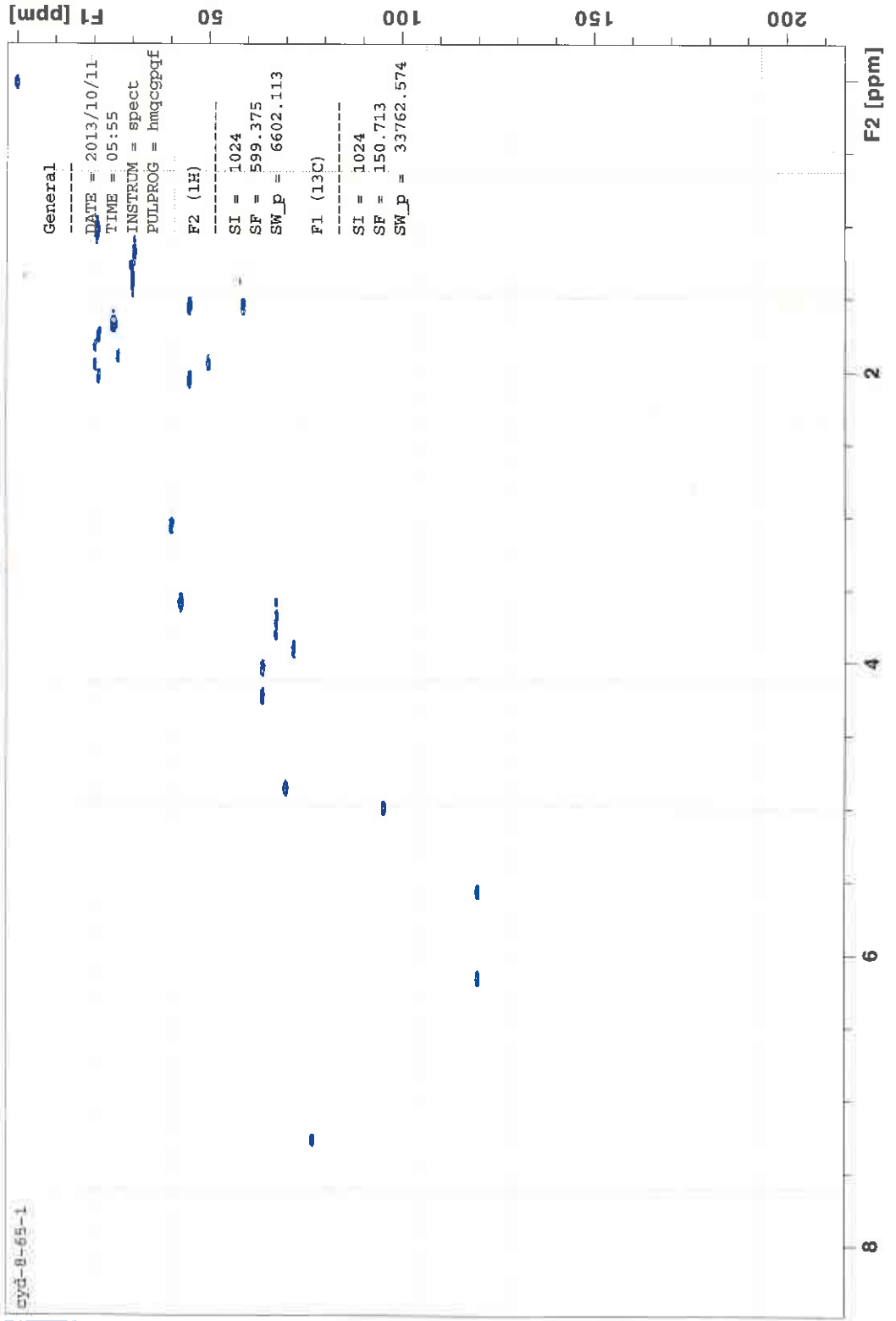
19  
NOESY



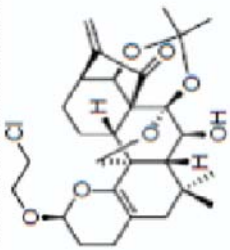
hmqc 18 1 /opt/topspin3.0/data/zhou/nmr



HMQC

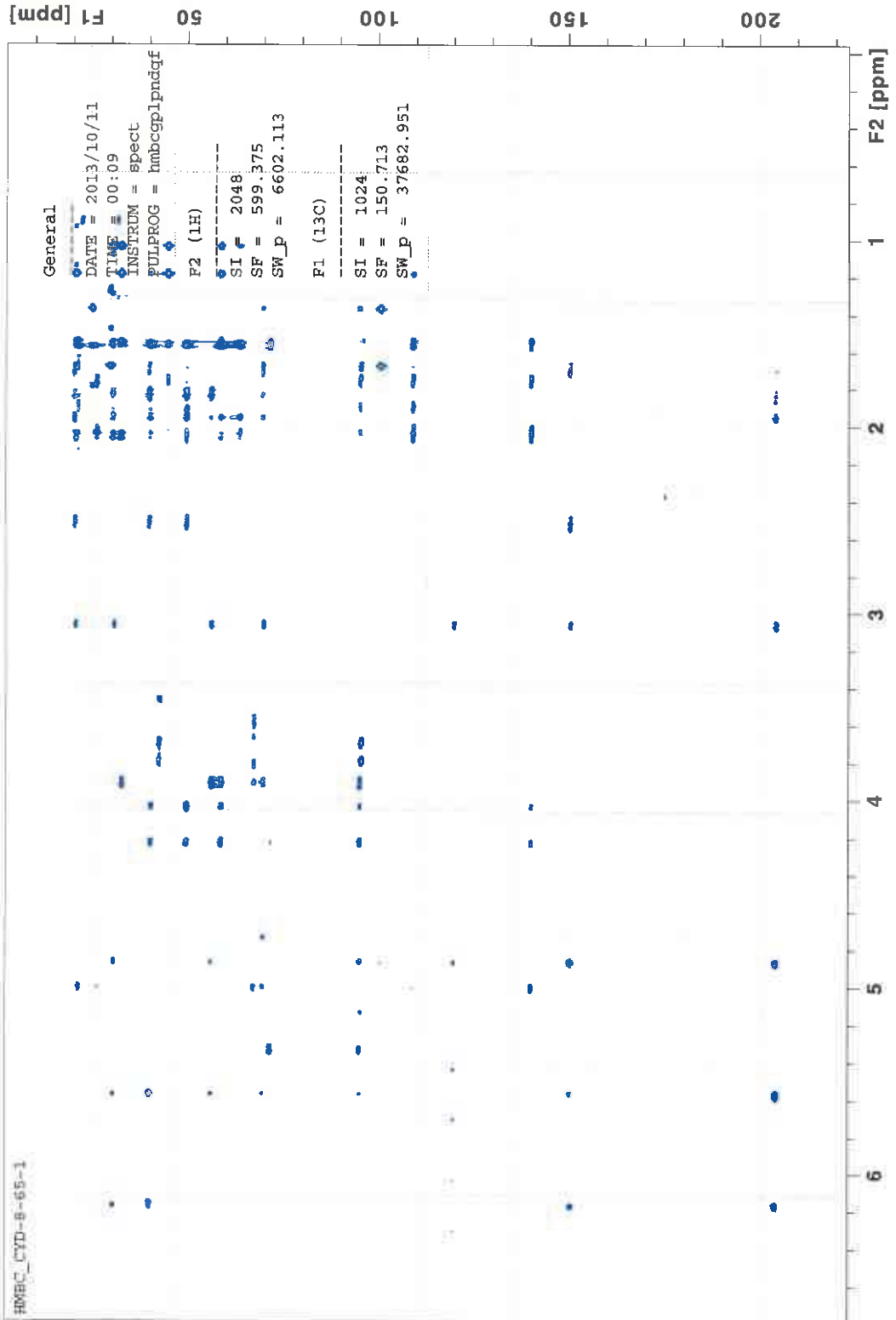


hmbc 18 1 /opt/topspin3.0/data/zhou/nmr

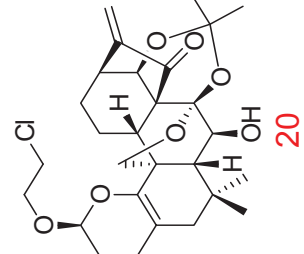
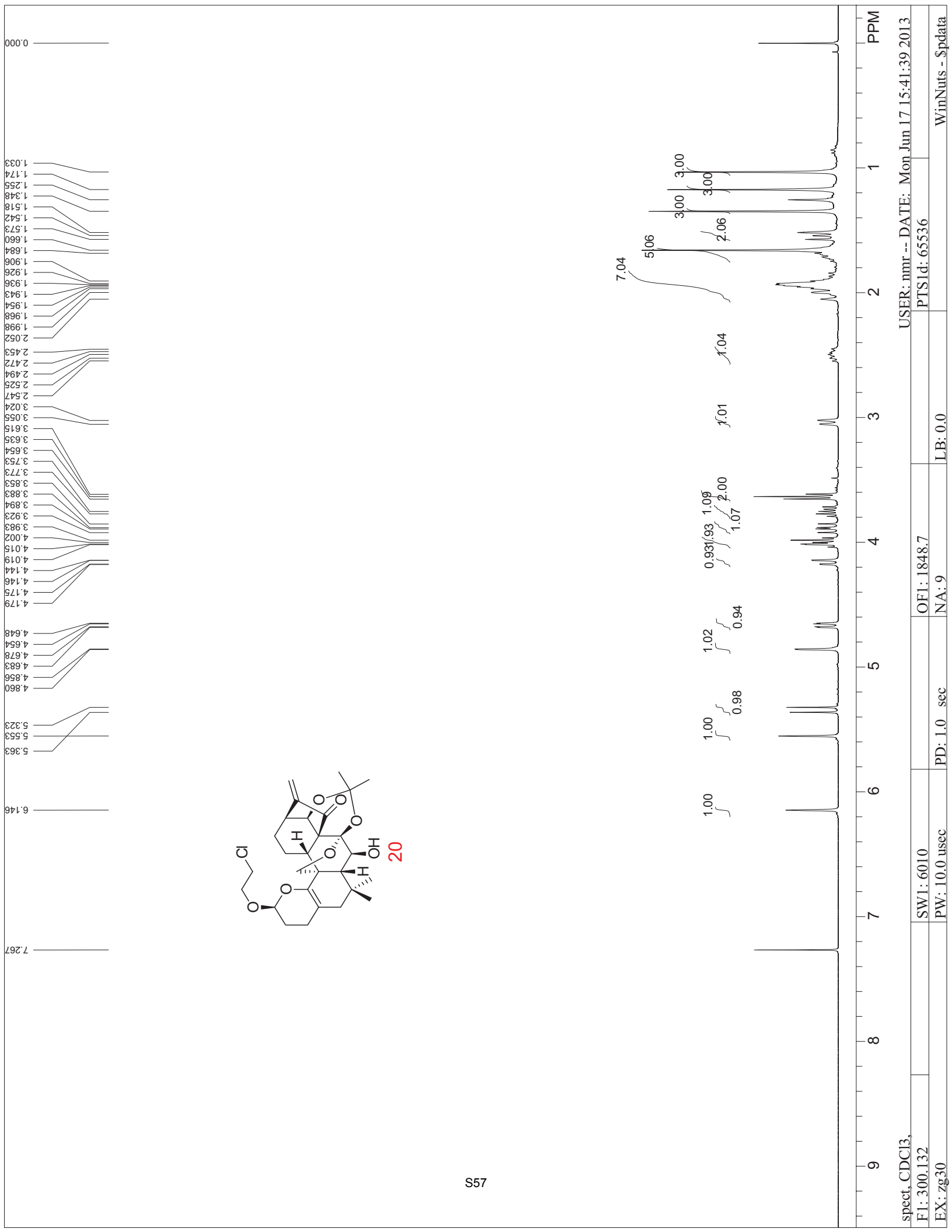


20


HMBC



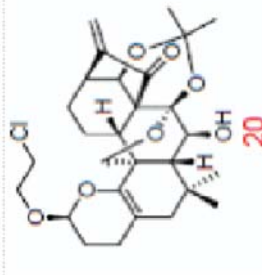




spect, CDCI3, USER: nmr --- DATE: Mon Jun 17 15:41:39 2013  
 F1: 300.132 OF1: 1848.7 PTS1d: 65536  
 EX: zg30 PW: 10.0 usec PD: 1.0 sec LB: 0.0 WinNuts - \$pdata

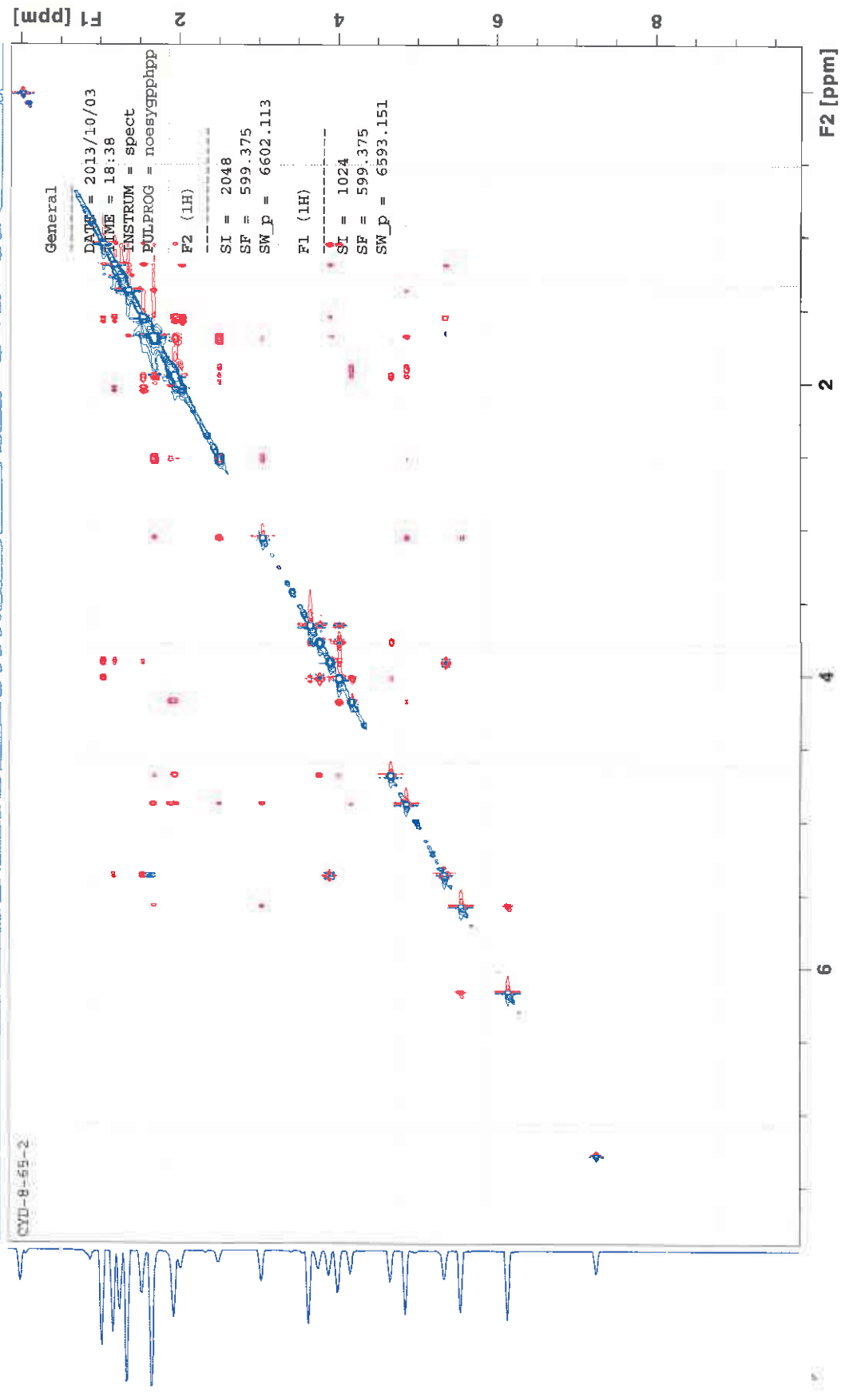


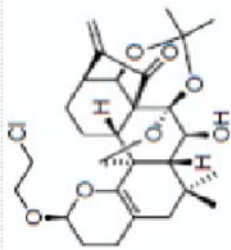
spect, CDCI3, USER: nmr --- DATE: Mon Jun 17 16:05:27 2013  
 F1: 75.480 SW1: 29762 OF1: 12579.6 PTS1d: 32768  
 EX: zgpg30 PD: 2.0 sec NA: 349 LB: 0.0 WinNuts - \$pdata



noesy 14 1 /opt/topspin3.0/data/zhou/nmr

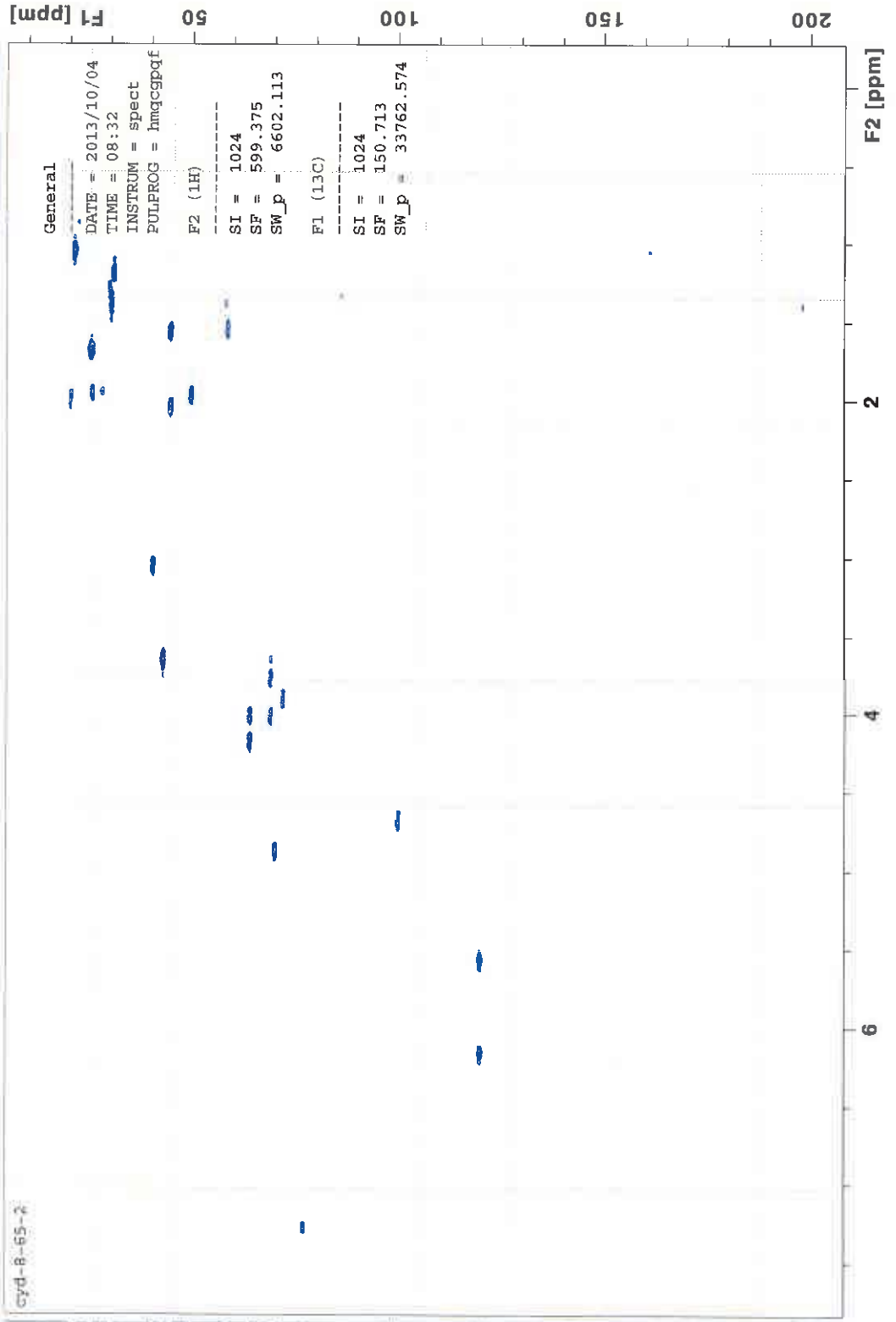
20  
NOESY

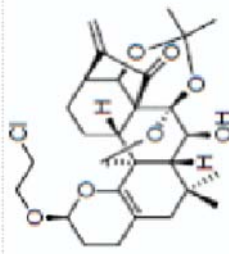




20  
HMOC

hmqc 17 1 /opt/topspin3.0/data/zhou/nmr

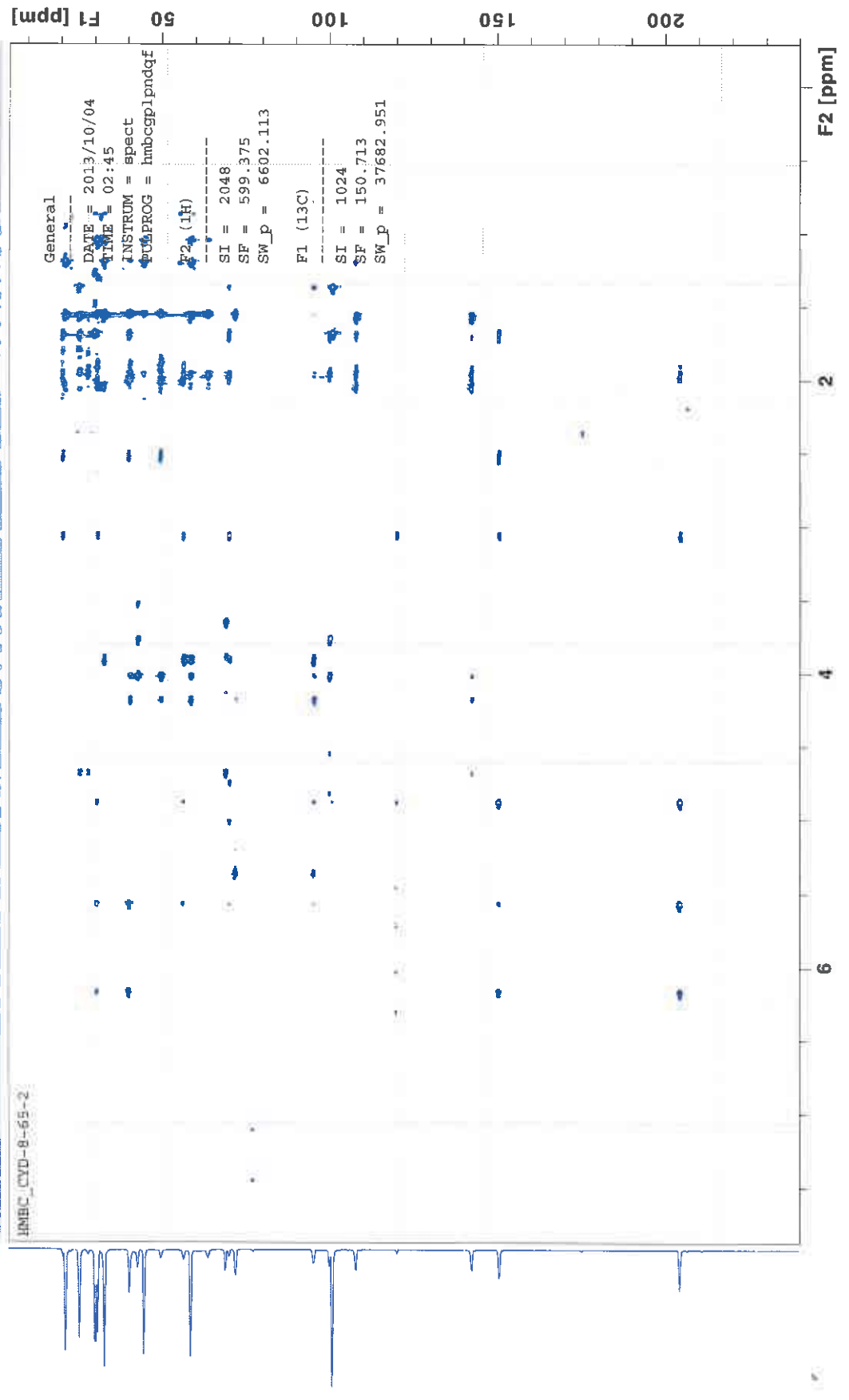


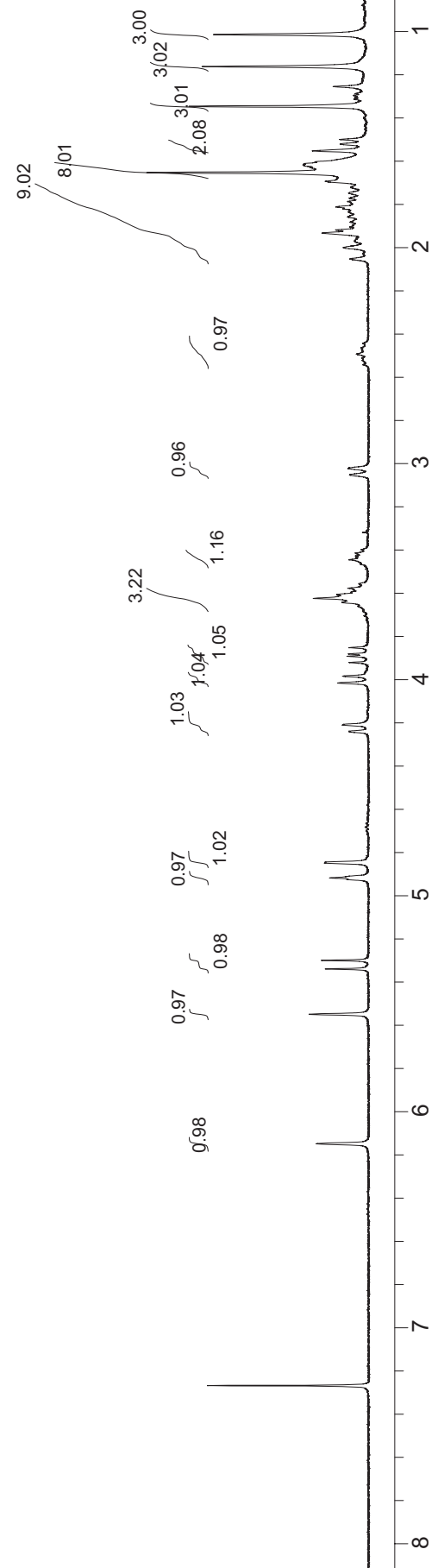
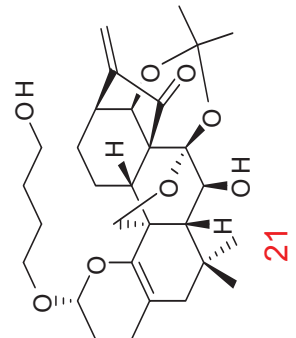
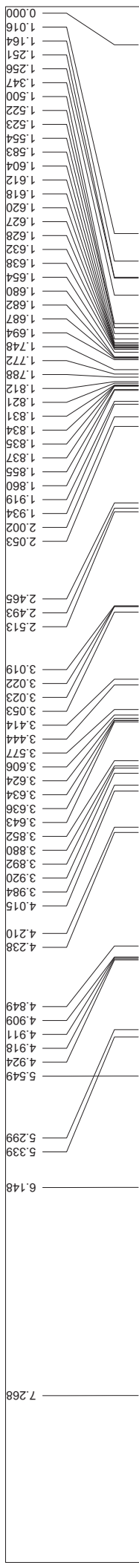


hmbc 17 1 /opt/topspin3.0/data/zhou/mmr

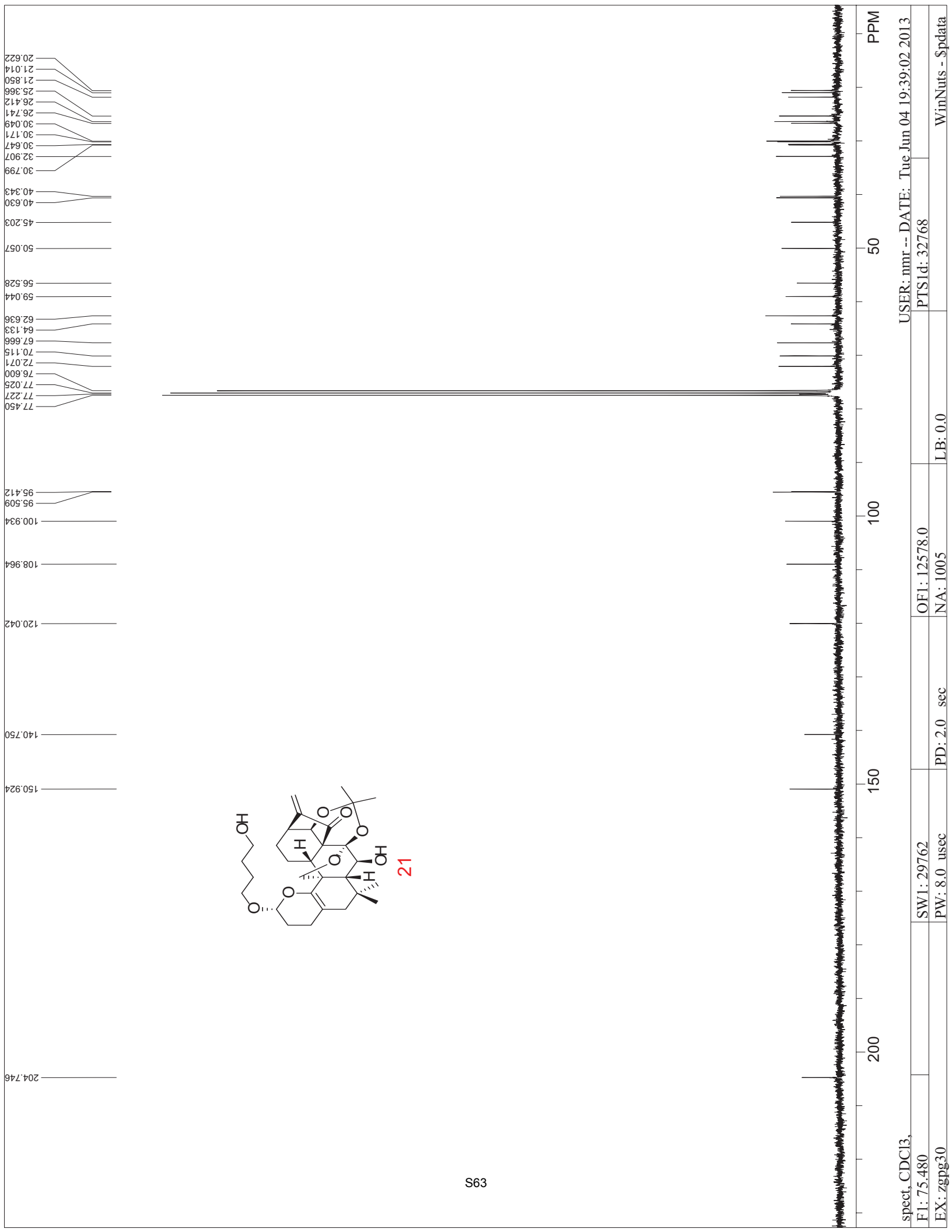
20

HMBC

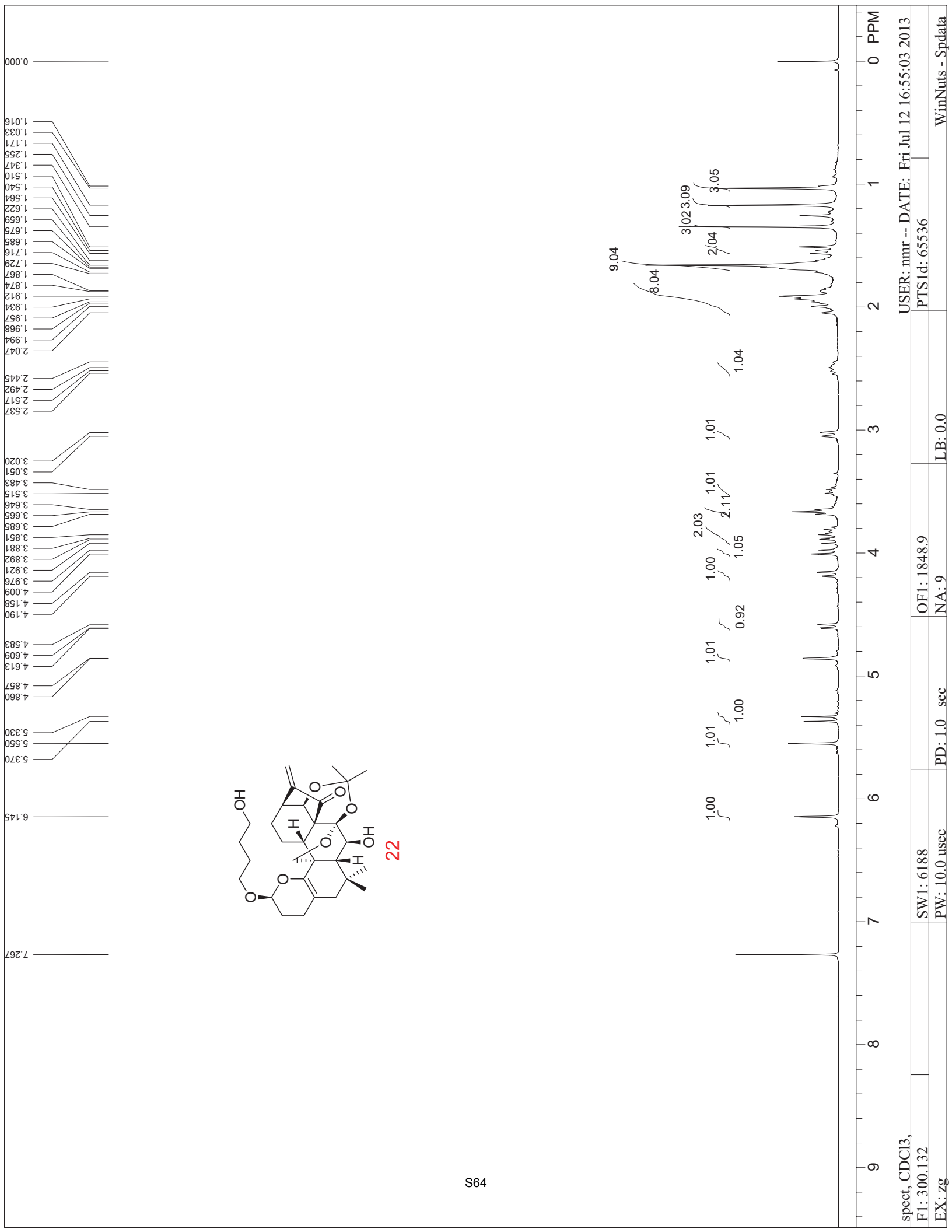




spect, CDC13,	USER: nmr -- DATE: Tue Jun 04 19:32:48 2013
F1: 300.132	PTS1d: 65536
EX: zg30	WinNuts - \$pdata
SW1: 6010	OF1: 1850.2
PW: 10.0 usec	NA: 1
PD: 1.0 sec	LB: 0.0

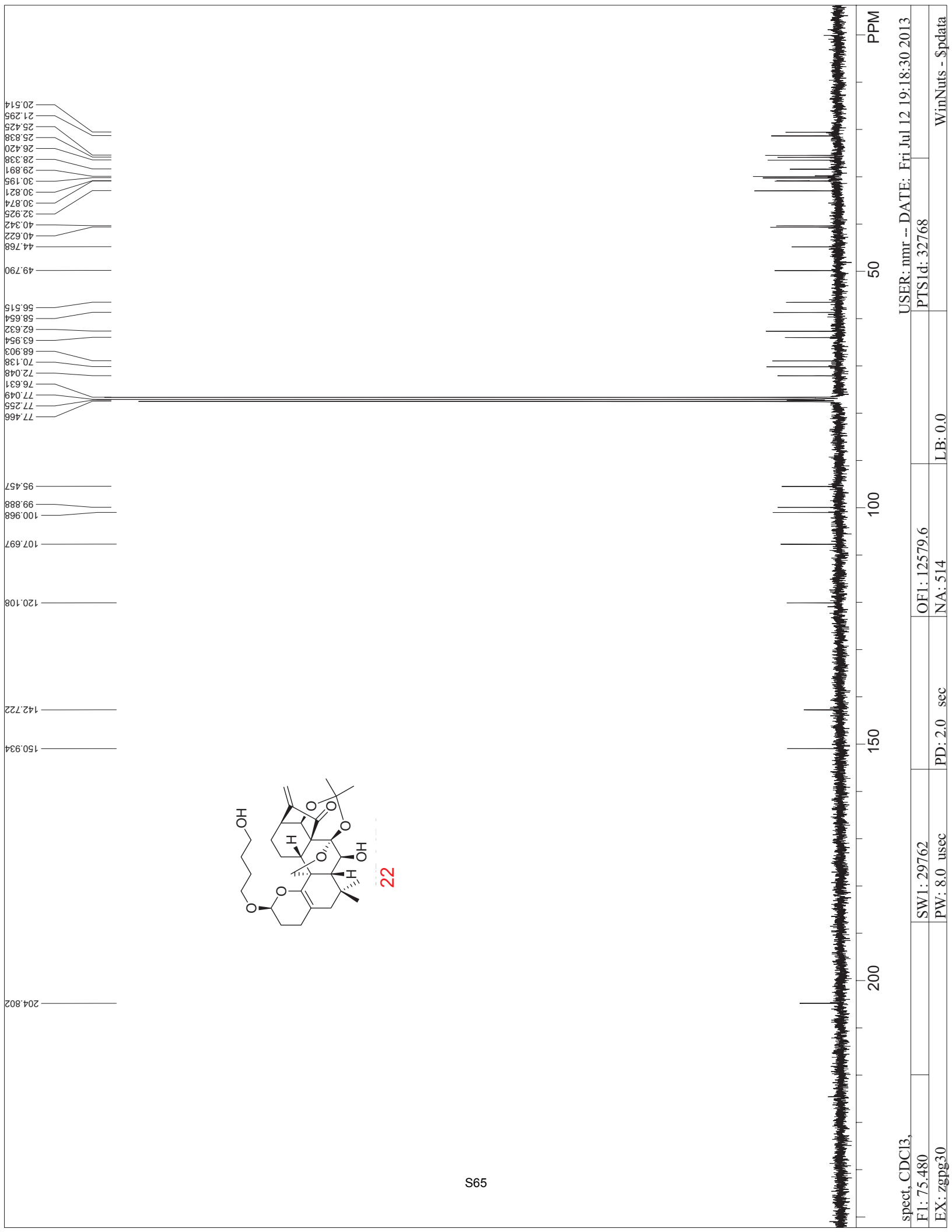


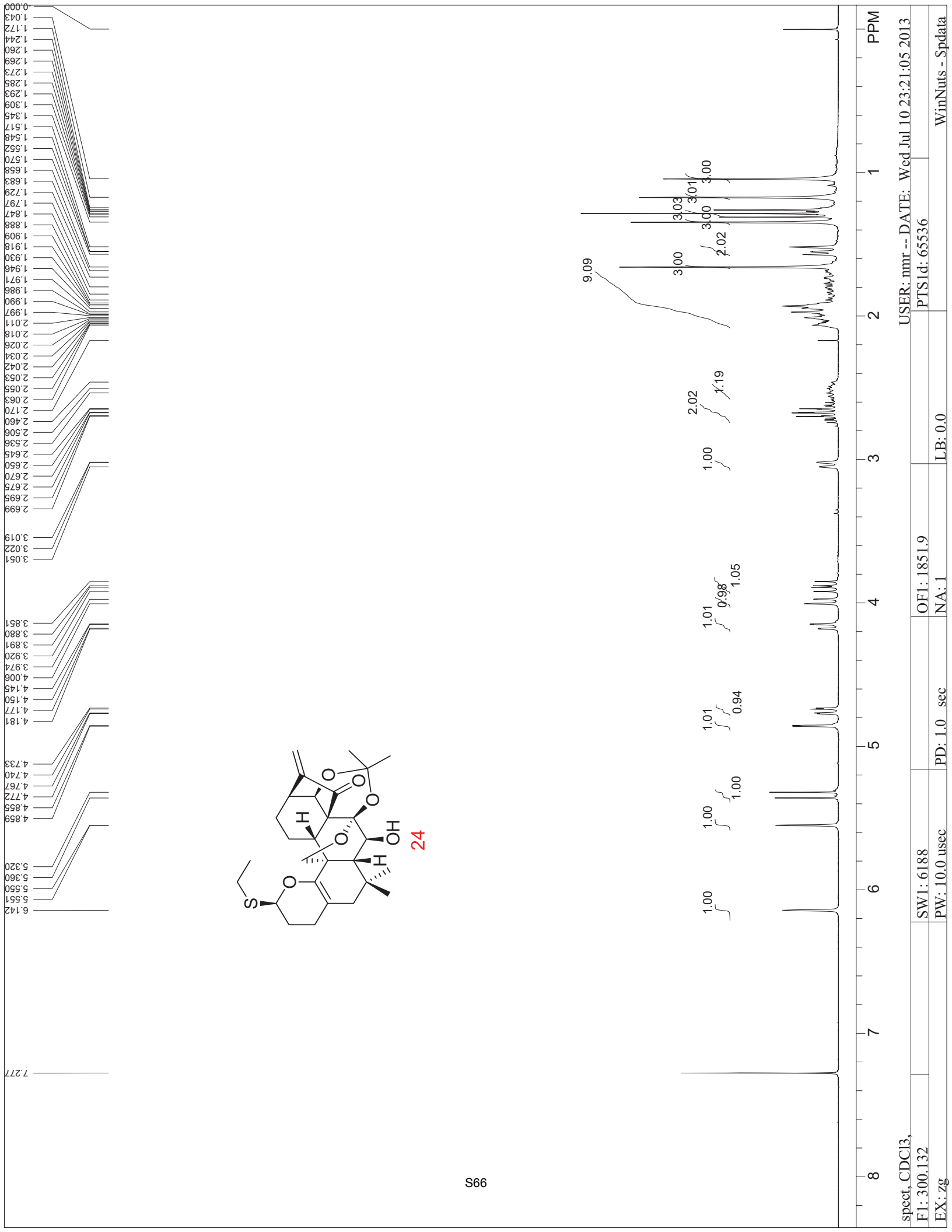
spect, CDCl3, USER: nmr -- DATE: Tue Jun 04 19:39:02 2013  
 F1: 75.480 PTS1d: 32768  
 EX: zgpg30 OF1: 12578.0 NA: 1005 LB: 0.0 WinNuts - \$pdata  
 SW1: 29762 PD: 2.0 sec PW: 8.0 usec




spect, CDC13, USER: nmr -- DATE: Fri Jul 12 16:55:03 2013  
 F1: 300.132 SW1: 6188 OF1: 1848.9 PTS1d: 65536  
 EX: zg PW: 10.0 usec PD: 1.0 sec LB: 0.0 WinNuts - \$pdata



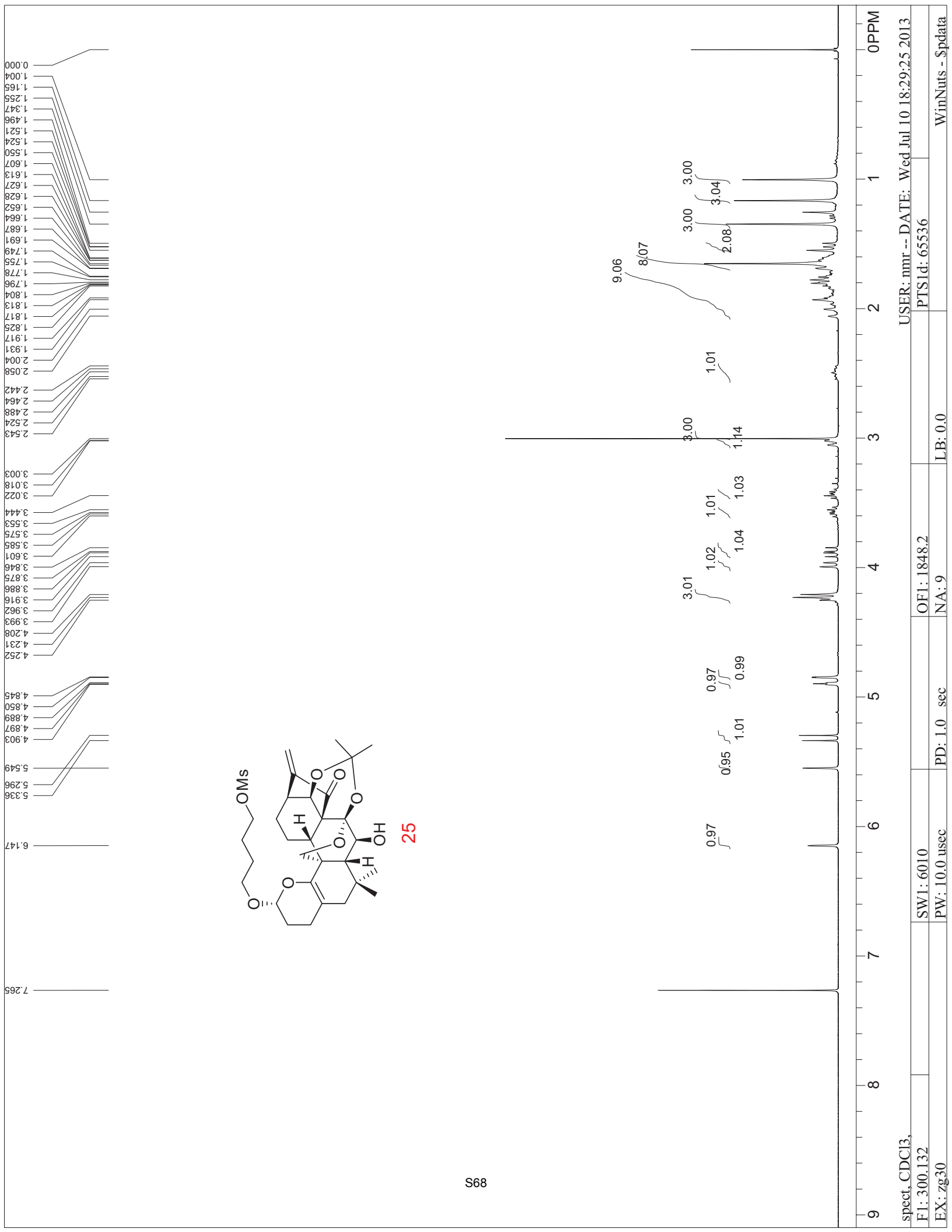




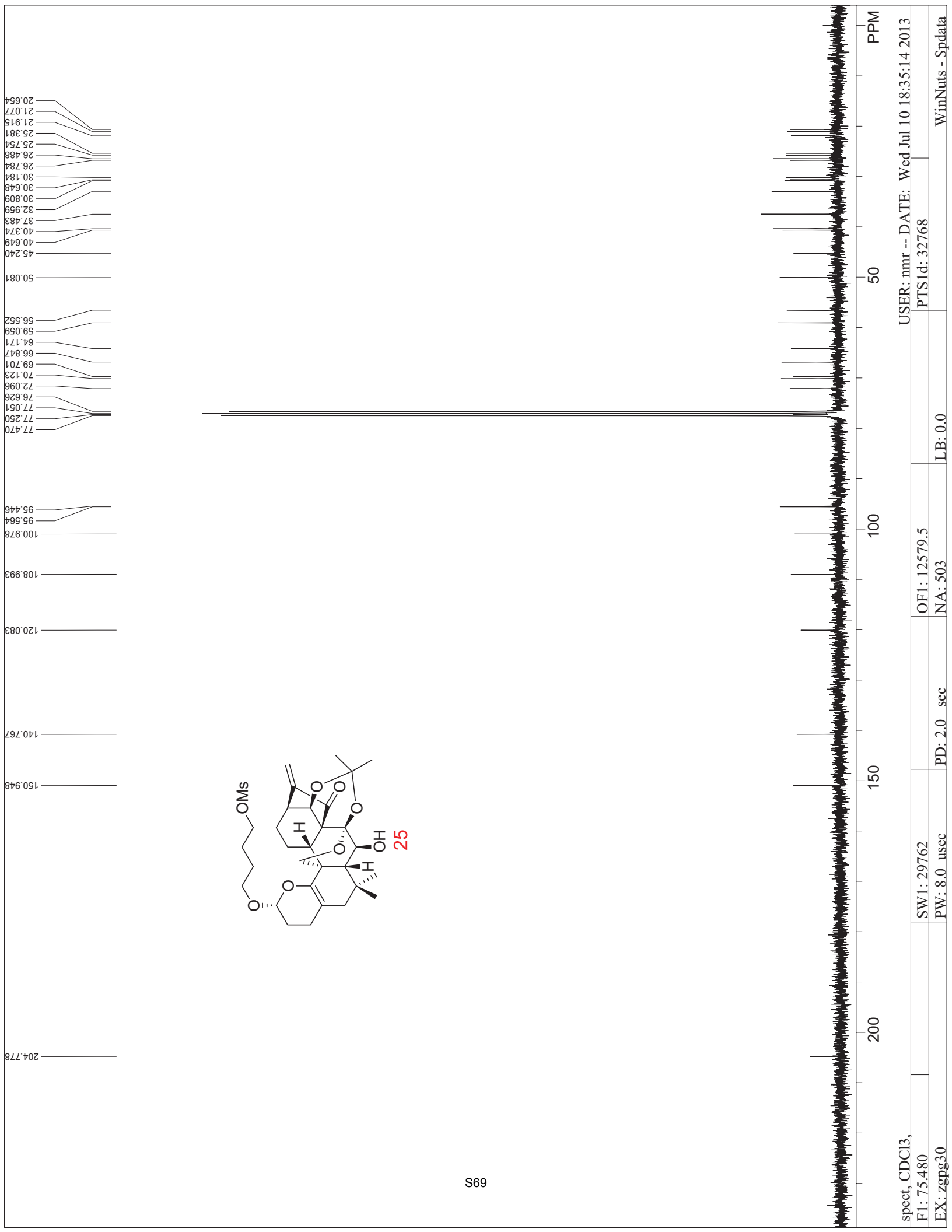
spect, CDCI3, USER: nmr -- DATE: Wed Jul 10 23:21:05 2013  
 F1: 300.132 OF1: 1851.9 PTS1d: 65536  
 EX: zg PW: 10.0 usec PD: 1.0 sec LB: 0.0 WinNuts - \$pdata

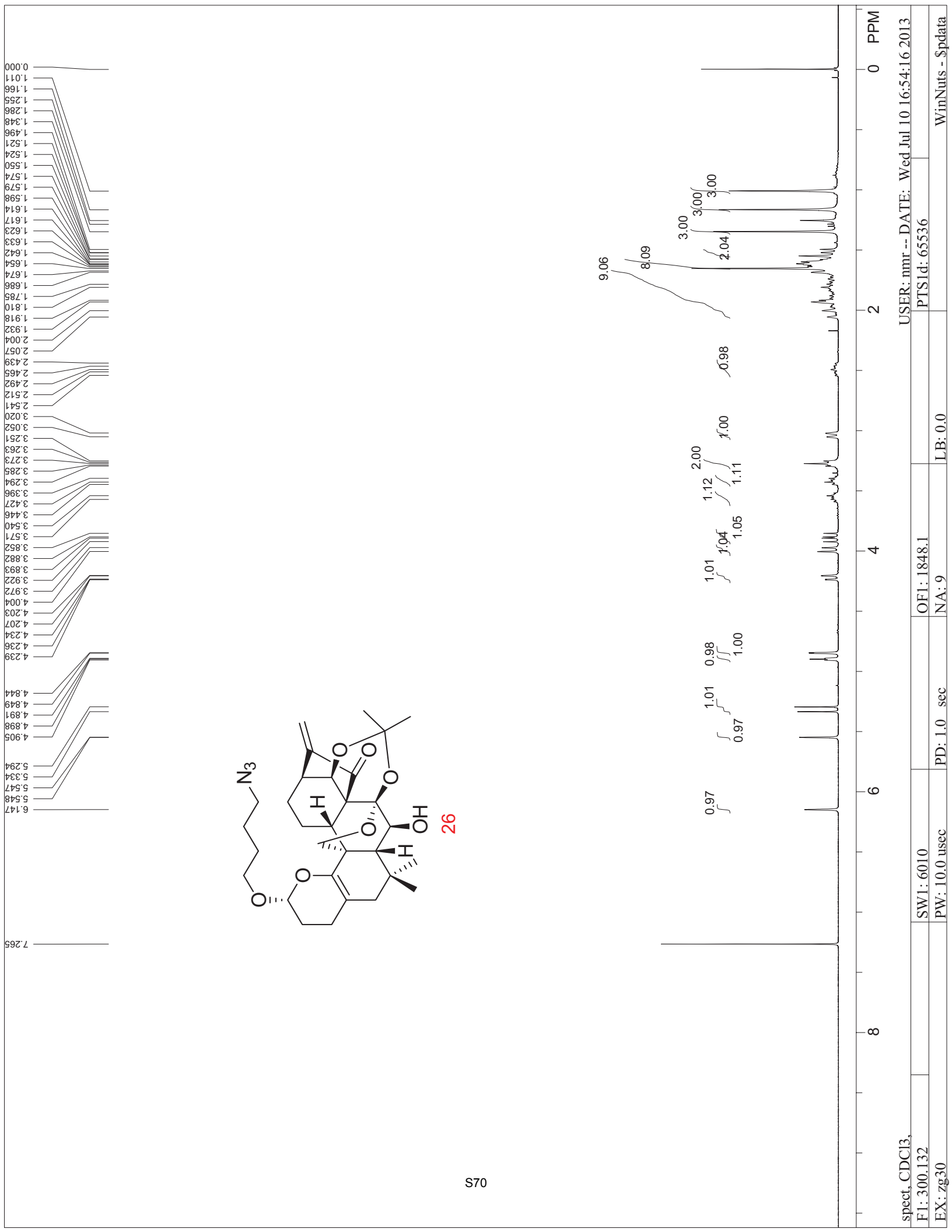



spect, CDCl3, USER: nmr -- DATE: Wed Jul 10 23:24:20 2013  
 F1: 75.480 SW1: 29762 OF1: 12577.2 PTS1d: 32768  
 EX: zgpg30 PW: 8.0 usec PD: 2.0 sec NA: 1296 LB: 0.0 WinNuts - \$pdata



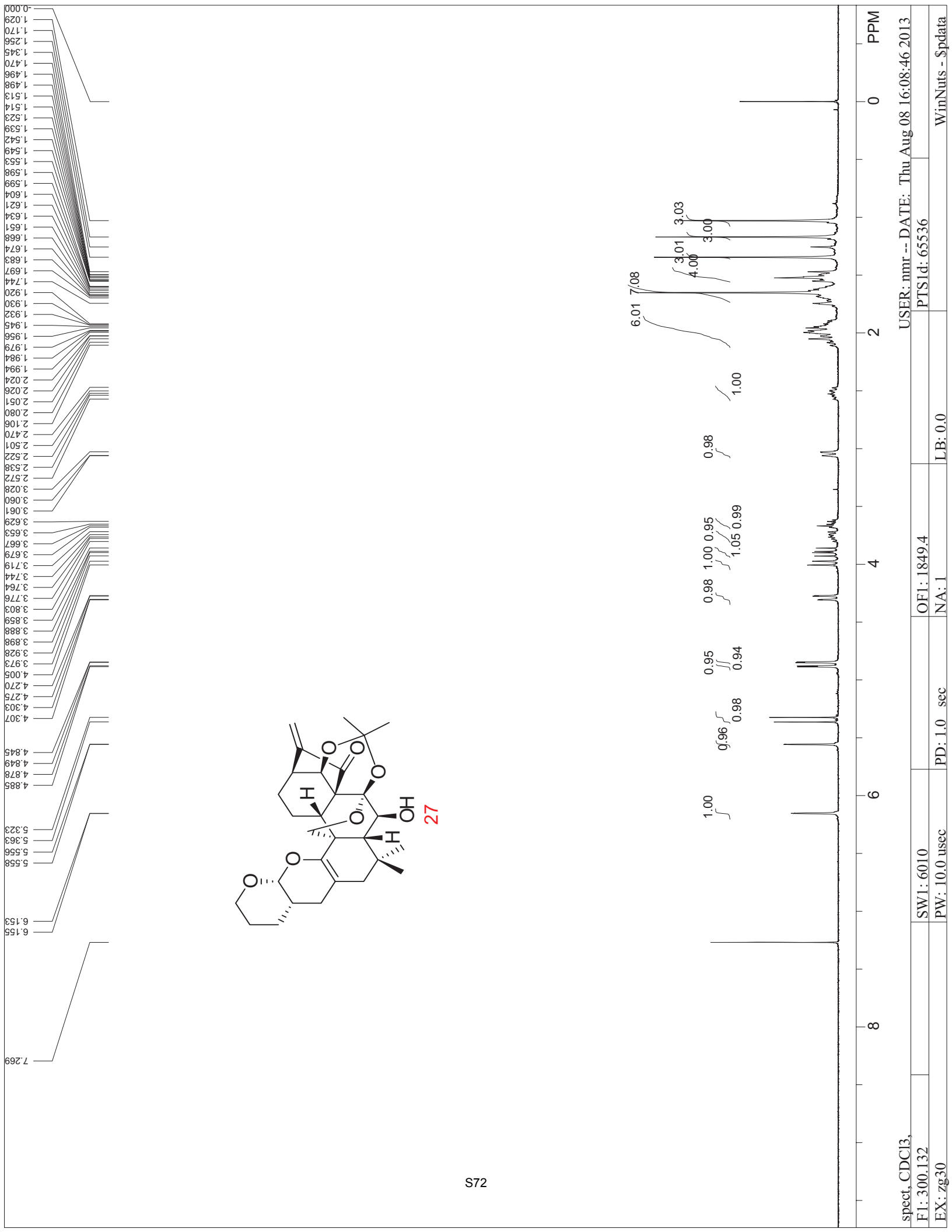
spect, CDC13, USER: nmr -- DATE: Wed Jul 10 18:29:25 2013  
 F1: 300.132 OF1: 1848.2 PTS1d: 65536  
 EX: zg30 PW: 10.0 usec PD: 1.0 sec NA: 9 LB: 0.0 WinNuts - \$pdata



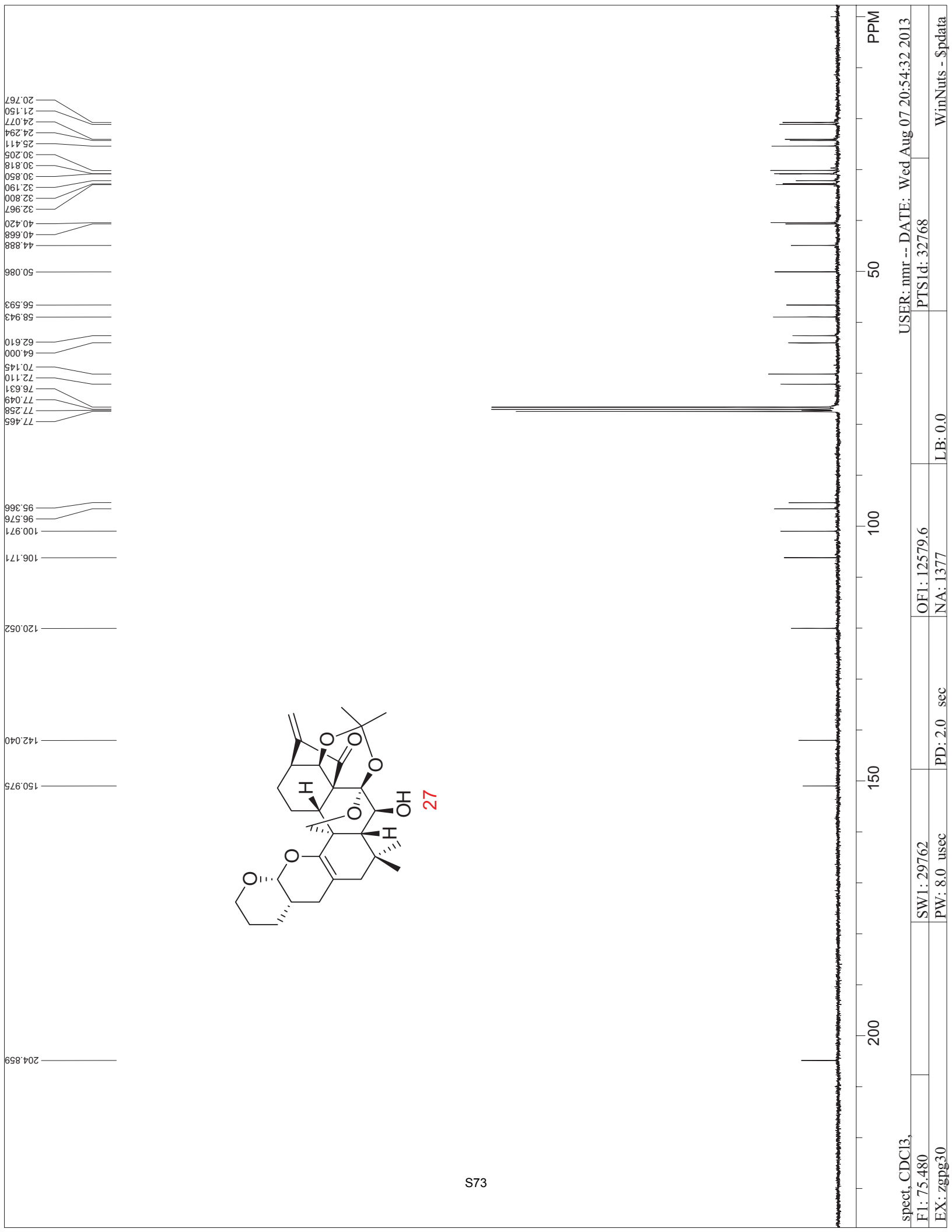




spect, CDCI3, USER: nmr -- DATE: Wed Jul 10 16:57:26 2013  
 F1: 75.480 PTS1d: 32768  
 EX: zgpg30 SW1: 29762 OF1: 12581.4 LB: 0.0  
 PD: 2.0 sec NA: 662  
 WinNuts - \$pdata

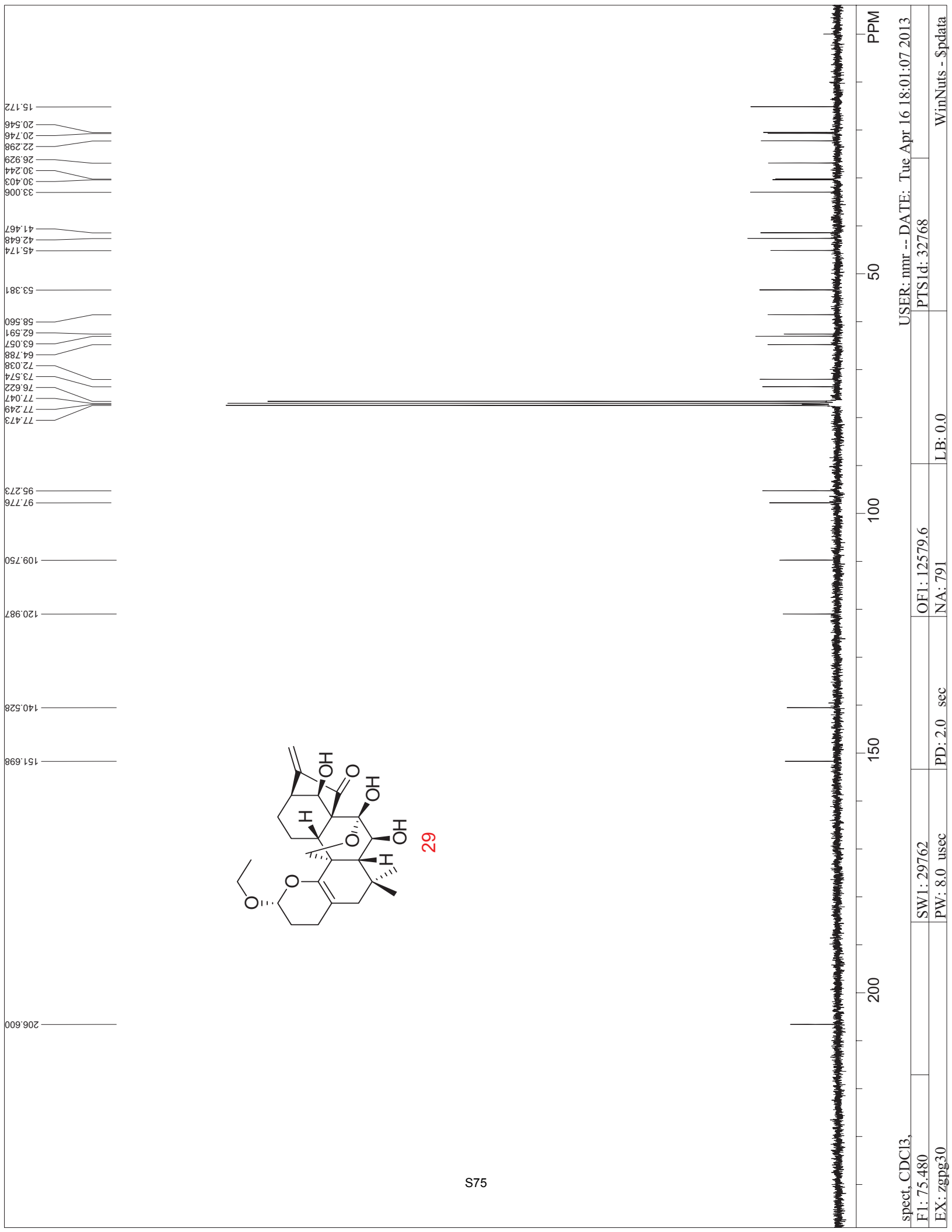




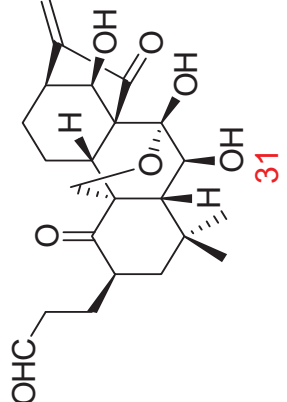
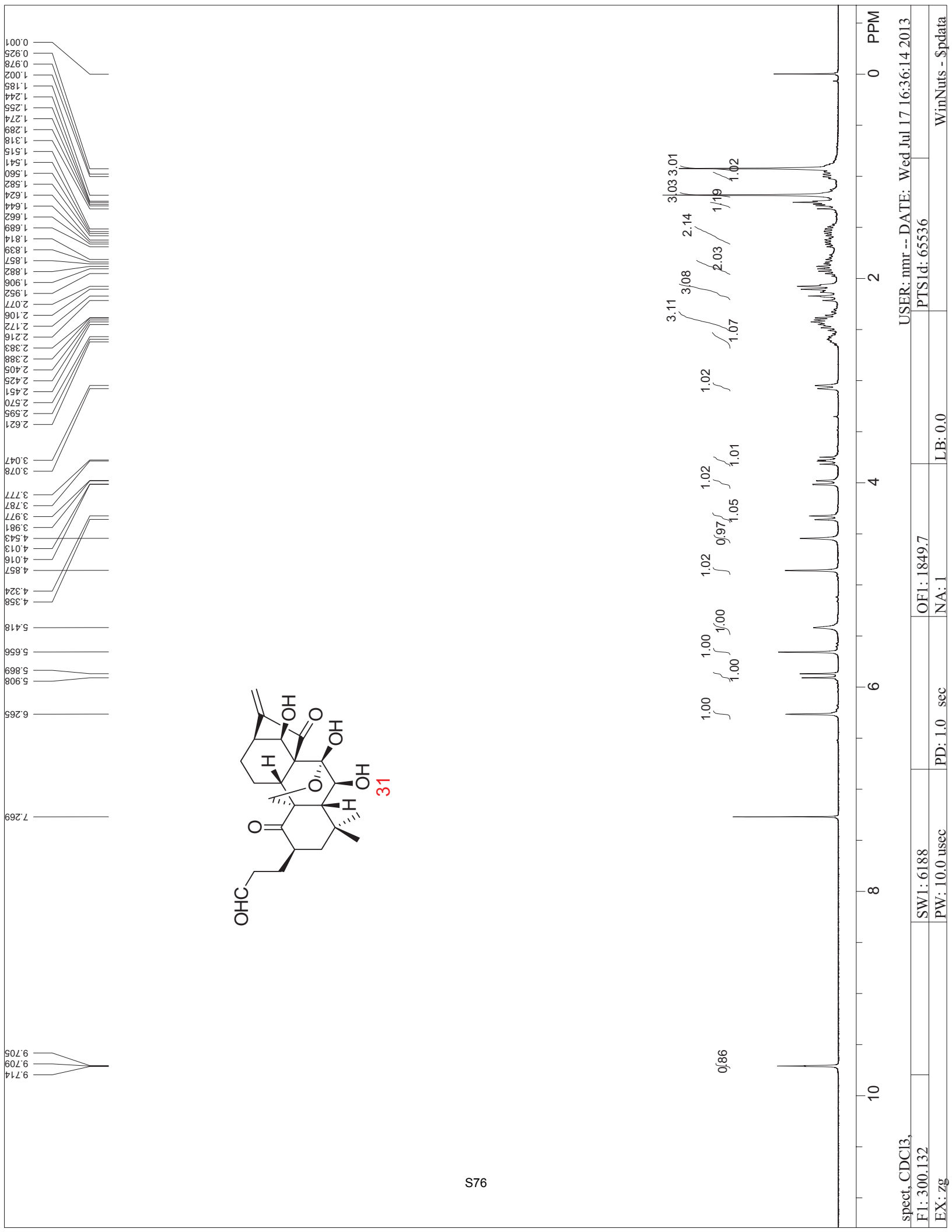


spect, CDCl3, USER: nmr -- DATE: Wed Aug 07 20:54:32 2013  
 F1: 75.480 PTS1d: 32768  
 EX: zgpg30 OF1: 12579.6 LB: 0.0  
 NA: 1377 PD: 2.0 sec SW1: 29762 PW: 8.0 usec  
 WinNuts - \$pdata






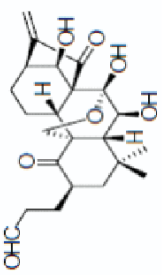
spect, CDCl3, USER: nmr -- DATE: Tue Apr 16 18:01:07 2013  
 F1: 75.480 PTS1d: 32768  
 EX: zgpg30 LB: 0.0 OF1: 12579.6 NA: 791  
 SW1: 29762 PD: 2.0 sec PW: 8.0 usec  
 WinNuts - \$pdata



spect, CDC13, USER: nmr -- DATE: Wed Jul 17 16:36:14 2013  
 F1: 300.132 PTS1d: 65536  
 EX: zg OF1: 1849.7 LB: 0.0  
 PW: 10.0 usec PD: 1.0 sec NA: 1  
 WinNuts - \$pdata



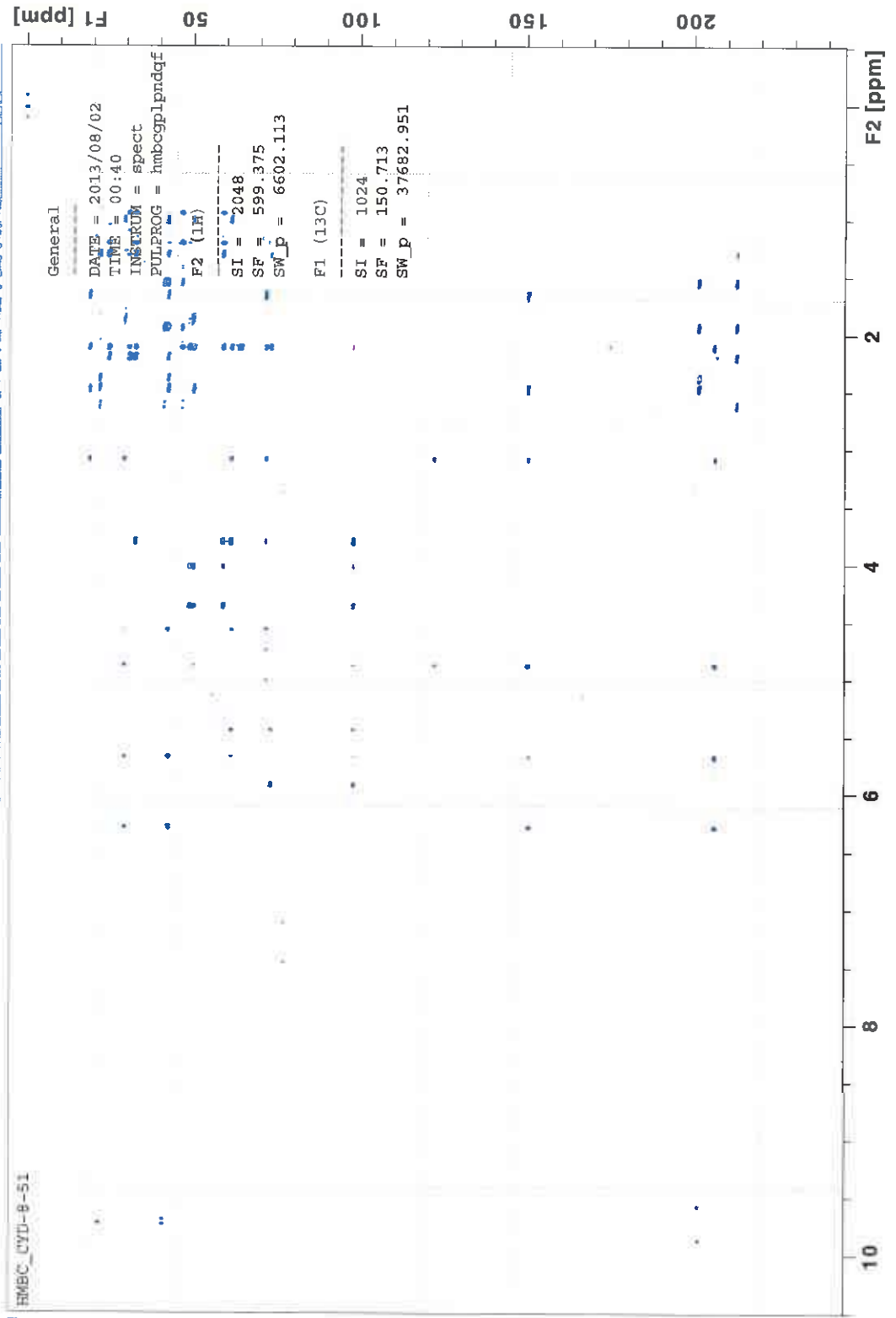
spect, CDCl3, USER: nmr -- DATE: Wed Jul 17 16:39:35 2013  
 F1: 75.480 OF1: 12579.6 PTS1d: 32768  
 EX: zgpg30 PW: 8.0 usec PD: 2.0 sec LB: 0.0 WinNuts - \$pdata

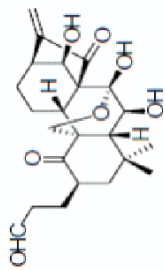


31

HMBC

hmbc 14 1 /opt/topspin3.0/data/zhou/mnr

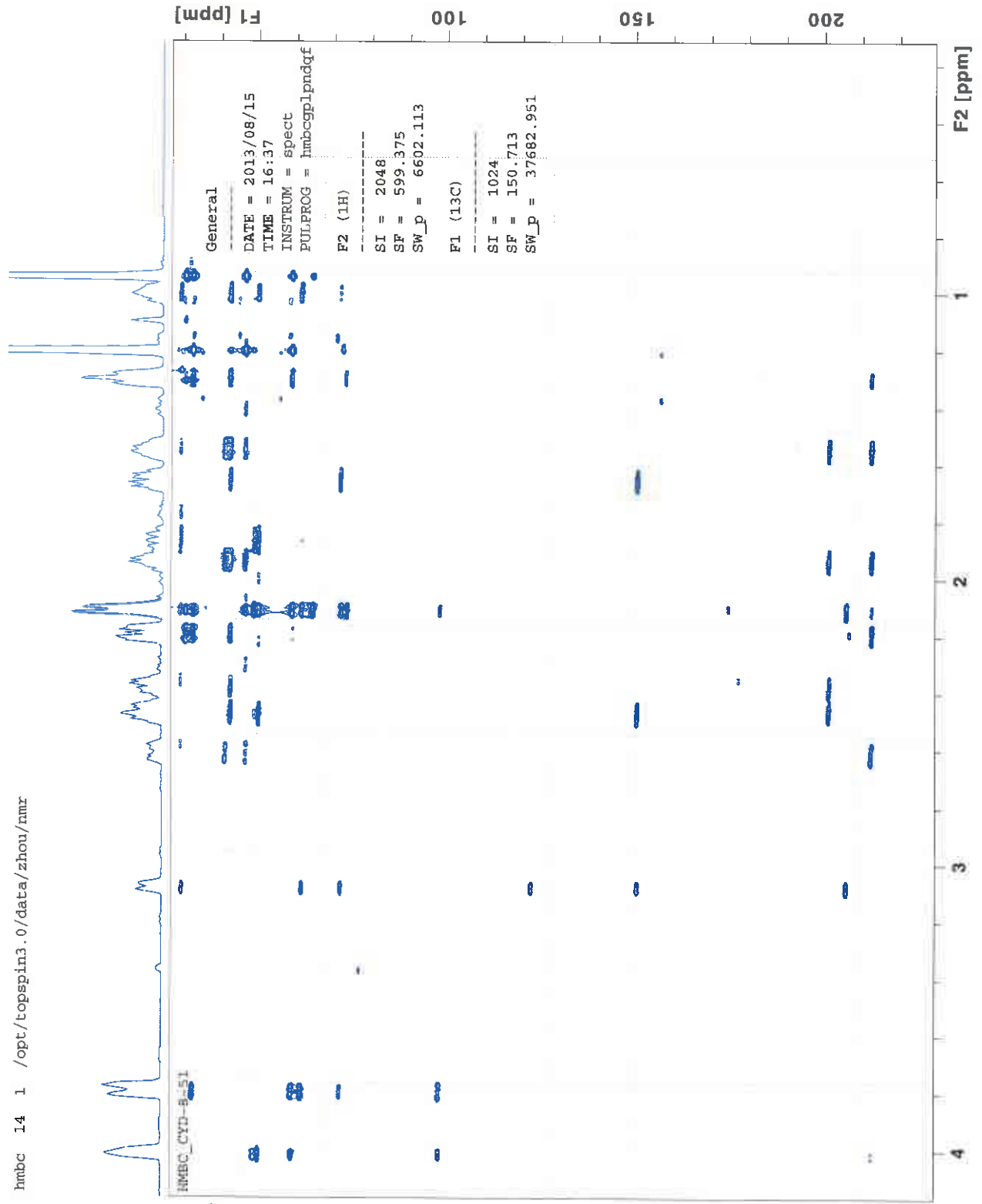


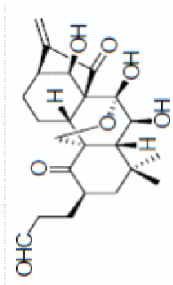


31

HMBC

hmbc 14 1 /opt/topspin3.0/data/zhou/mmr

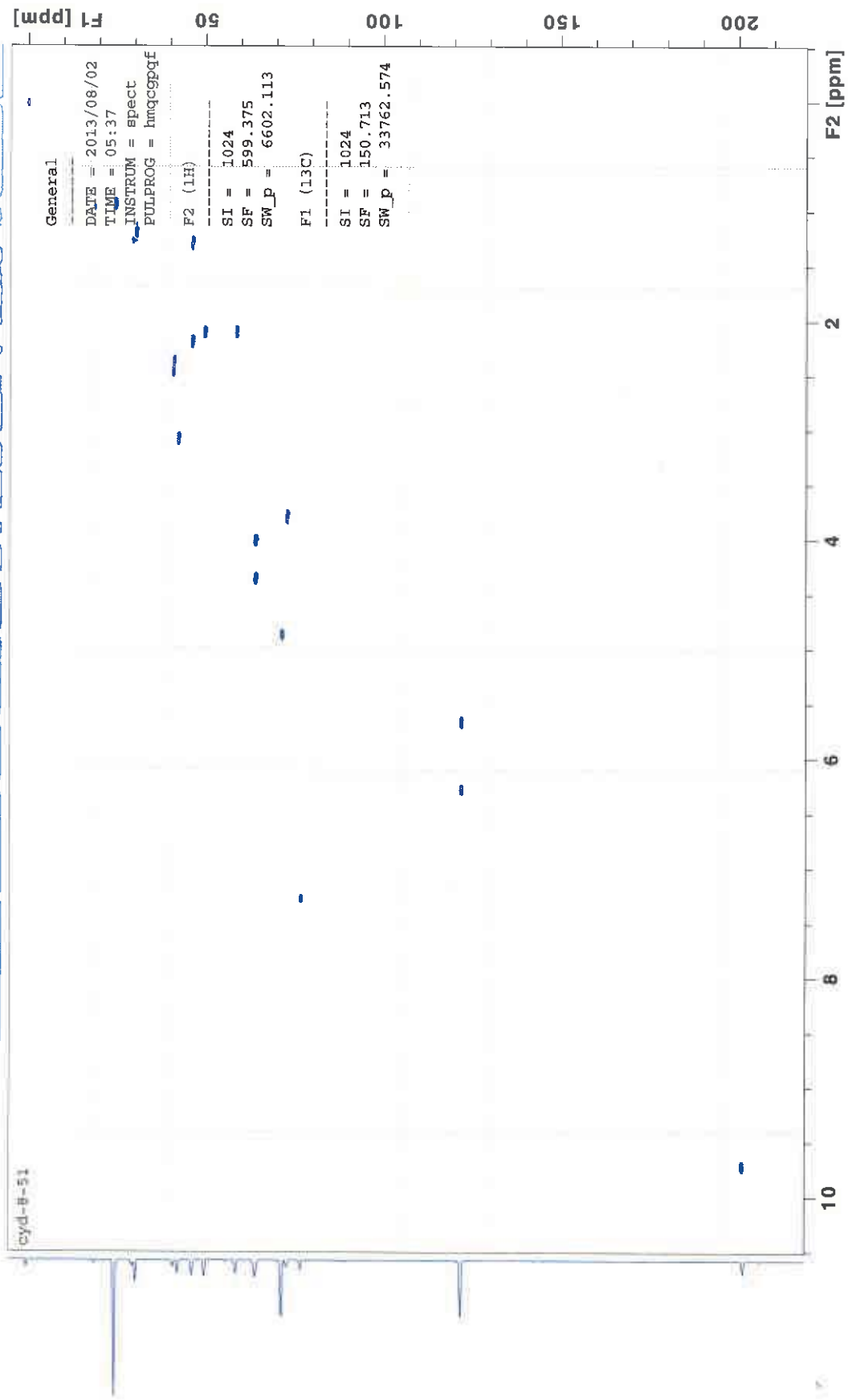




31

HMQC

hmqc 14 1 /opt/topspin3.0/data/zhou/zmr

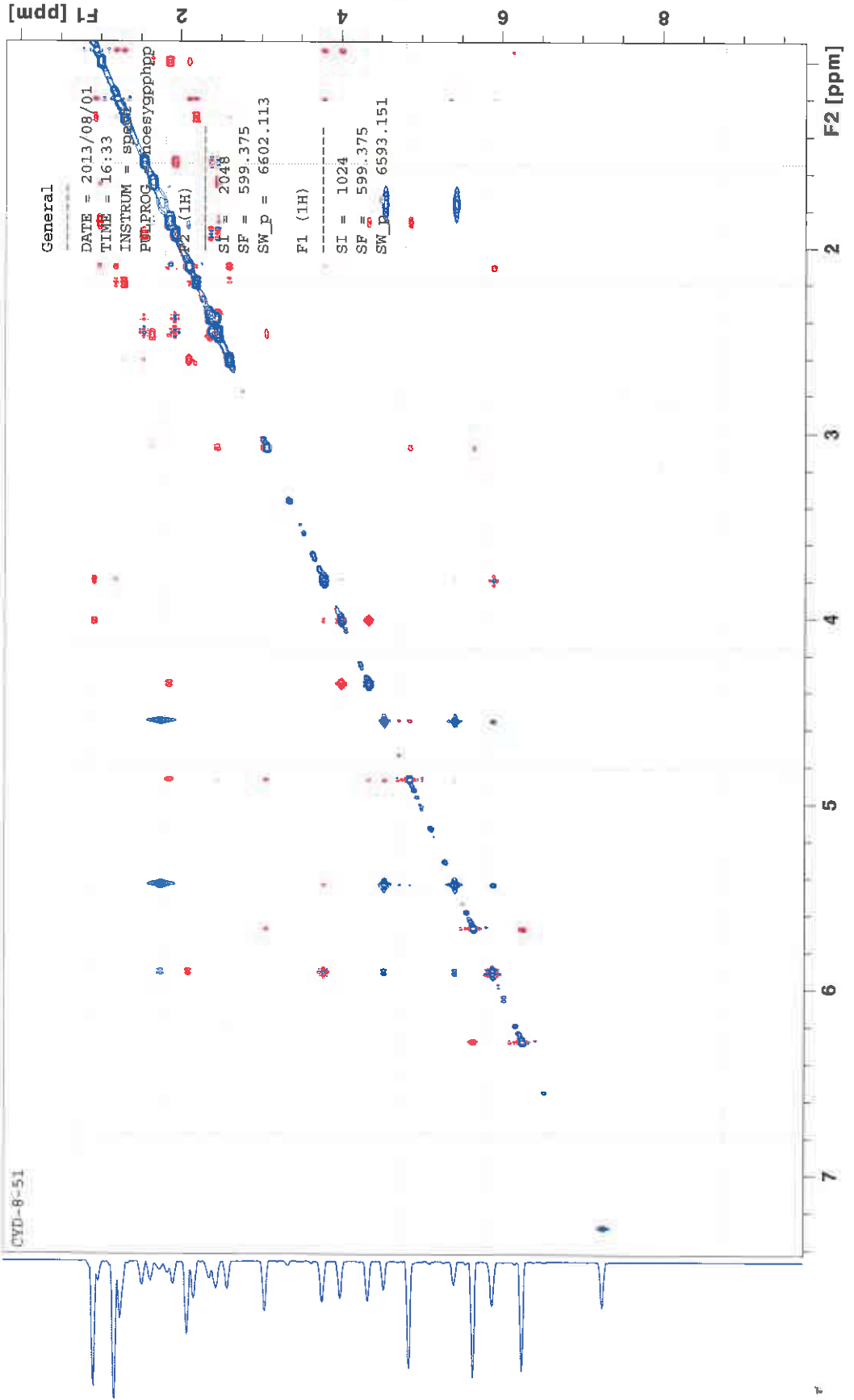
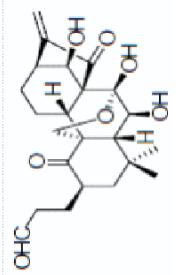


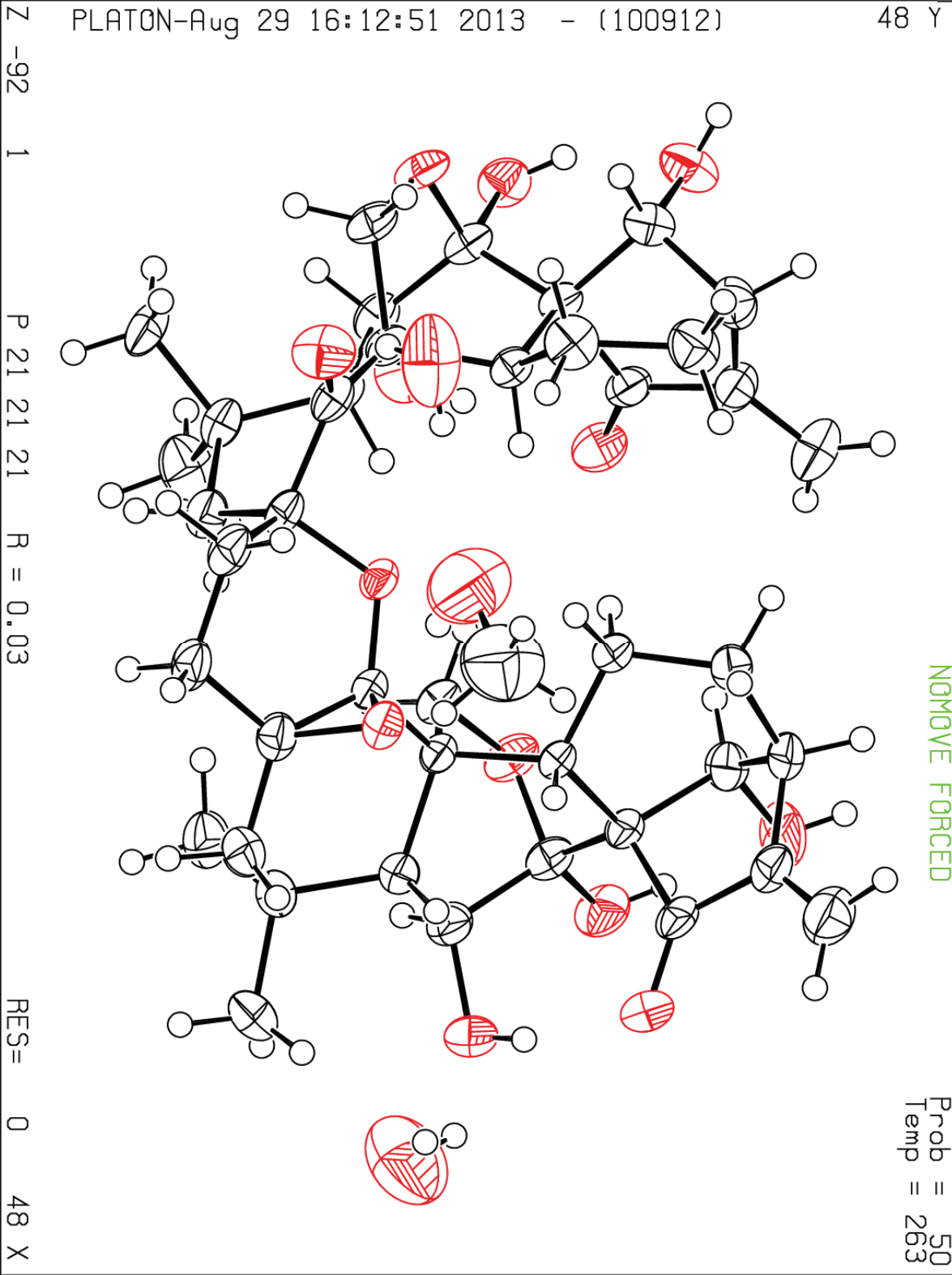
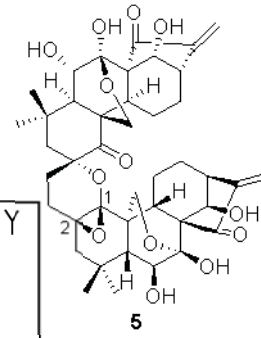


NOESY

noesy 11 1 /opt/topspin3.0/data/zhou/nmr

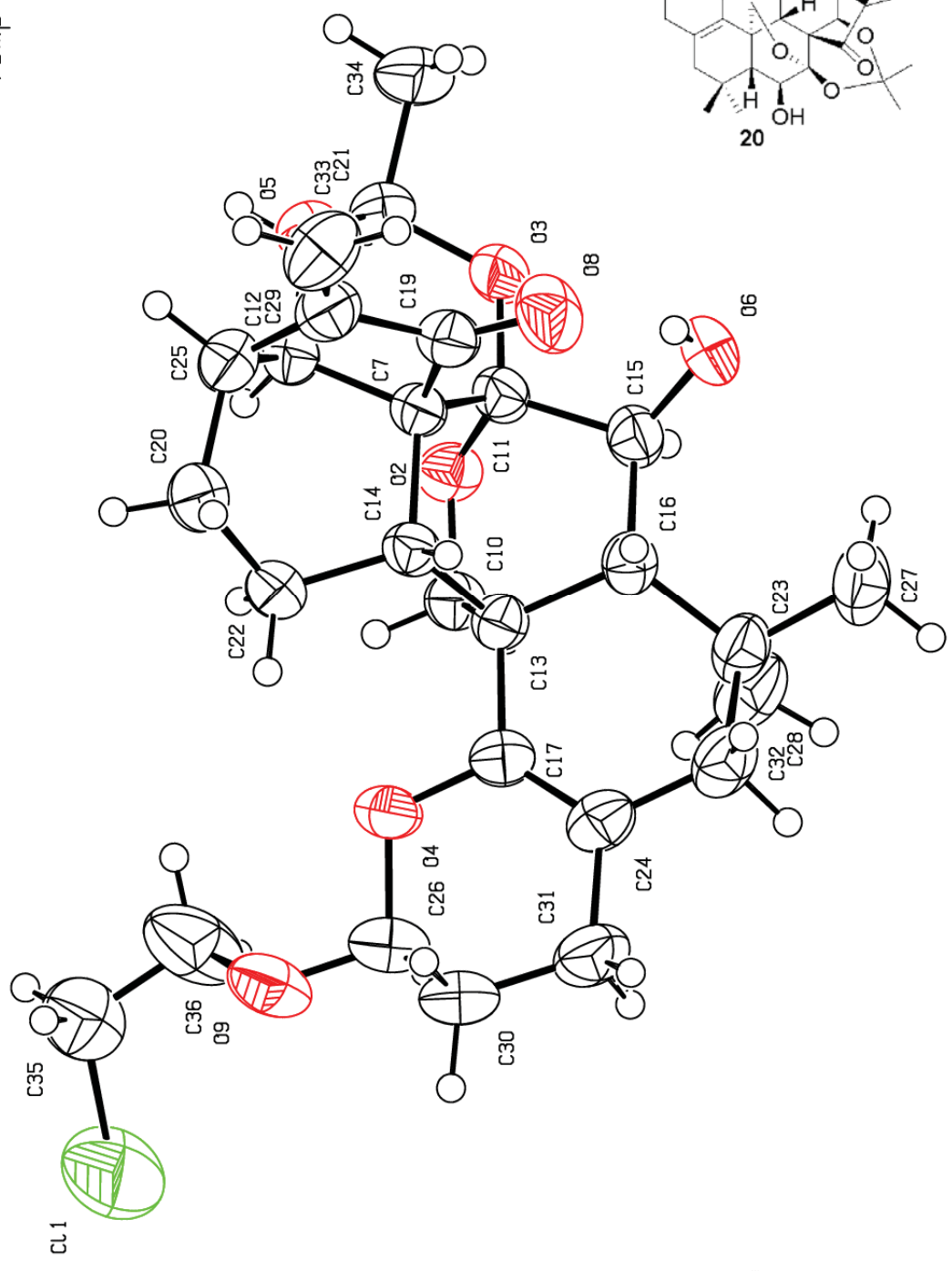
31





Prob = 50  
Temp = 263

NOMOVE FORCED



PLATON-Aug 30 23:09:03 2013 - (100912) 23 Y

Z -142 1 P 21 21 21 R = 0.04 RES= 0 -64 X