

Electronic Supporting Information for

Solid-state Circularly Polarised Luminescence of Atropisomeric Fluorophores Embedded in Achiral *myo*-Inositol-containing Polyurethanes

Tomoyuki Amako,^a Kazuki Nakabayashi,^a Atsushi Sudo,^a Michiya Fujiki,^{*b} and Yoshitane Imai^{*a}

^a Department of Applied Chemistry, Faculty of Science and Engineering, Kinki University, 3-4-1 Kowakae, Higashi-Osaka, Osaka 577-8502, Japan. (Y.I.) y-imai@apch.kindai.ac.jp.

^b Graduate School of Materials Science, Nara Institute of Science and Technology, 8916-5 Takayama, Ikoma, Nara 630-0192, Japan. (M.F.) fujikim@ms.naist.jp.

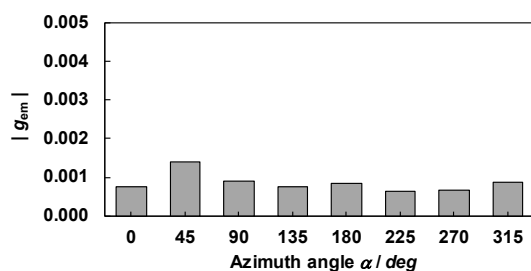


Fig. S1 $|g_{em}|$ values for **1a/2a** at different rotation angles.

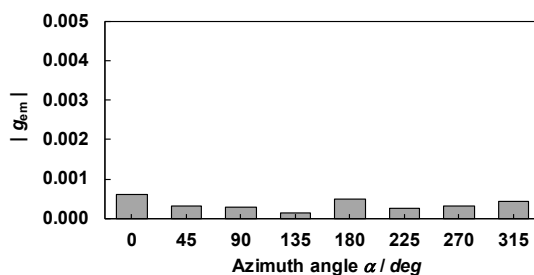


Fig. S2 $|g_{em}|$ values for **1a/2b** at different rotation angles.

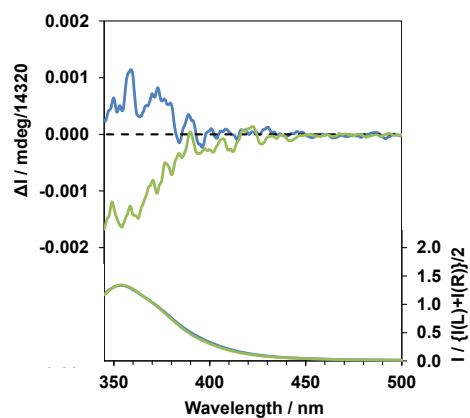


Fig. S3 CPL (upper panel) and PL (lower panel) spectra of (*R*)-**1b**/PMMA (blue lines) and (*S*)-**1b**/PMMA (green lines).

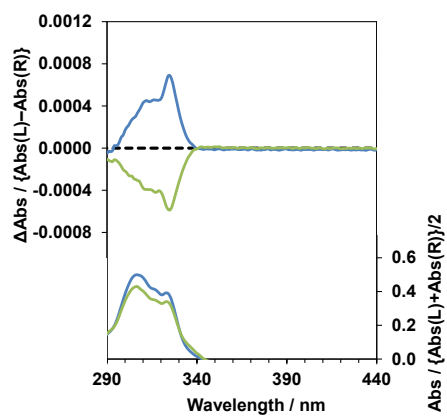


Fig. S4 CD (upper panel) and UV-vis (lower panel) spectra of (*R*)-**1b**/PMMA (blue lines) and (*S*)-**1b**/PMMA (green lines).