

Electronic Supporting Information for:

"Thermoresponsive Behaviour of Poly
[(oligo(ethylene glycol methacrylate)s] and their Protein Conjugates. Importance of
Concentration and Solvent System."

Konstaninos Bebis, Mathew W. Jones, David M. Haddleton and Matthew I. Gibson*

Department of Chemistry

University of Warwick

Coventry, CV4 7AL, UK

*Corresponding author

Phone: +44 247 652 4803

Fax: +44 247 652 4112

m.i.gibson@warwick.ac.uk

Example turbidimetry curves showing influence of concentration on LCST

Obtaining curves at low (sub 1 mg.mL⁻¹) gave lower absorbance values resulting in less well defined curves, but there was still a clear shift upon dilution. This shift was confirmed by complimentary DLS and DSC analysis as dicussed in the main text.

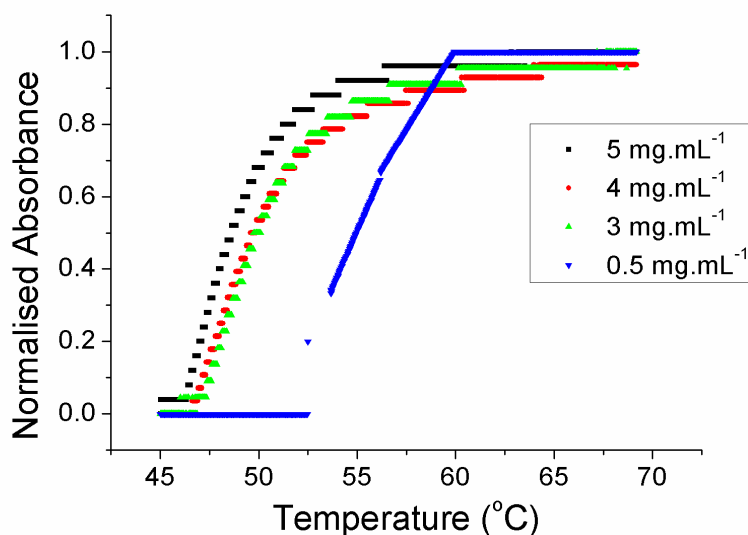


Figure S1. Turbidimetry curves of P3 at various concentrations.

Evaluation of NaCl concentration on observed LCST.

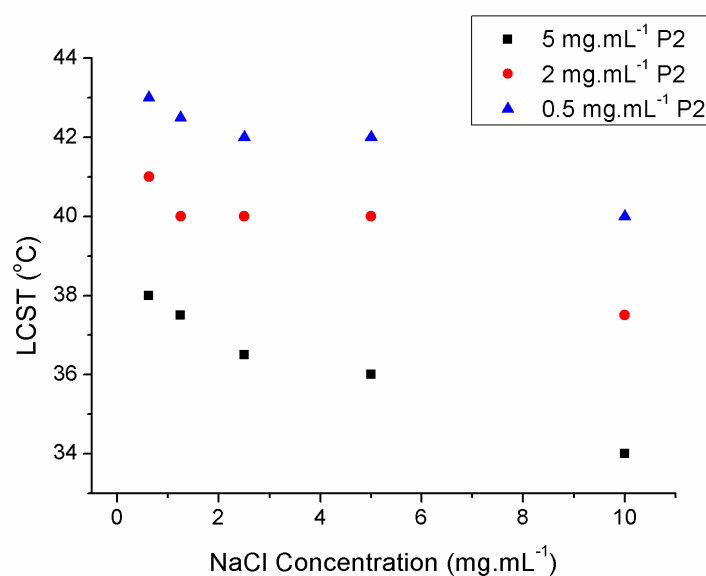


Figure S2. LCST of P2 as a function of [NaCl]

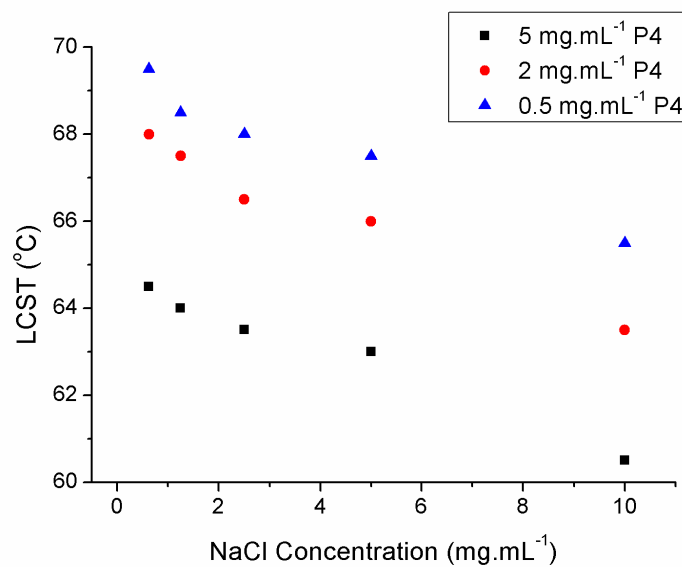


Figure S3. LCST of P4 as a function of [NaCl]

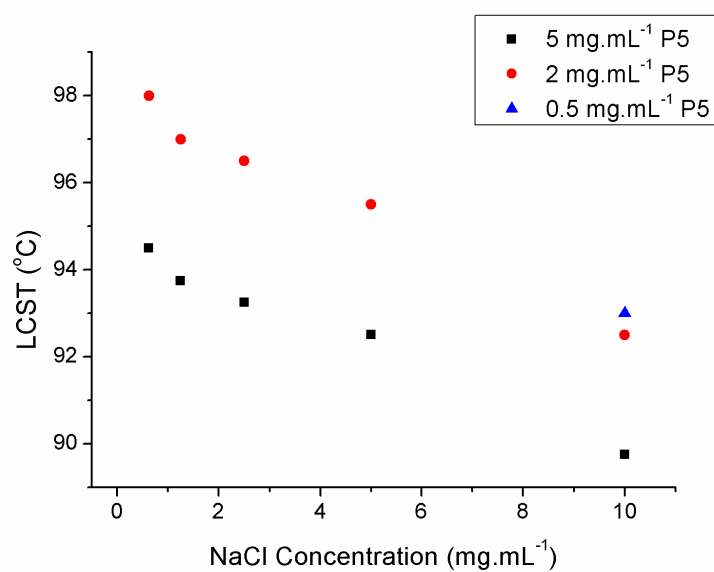


Figure S4. LCST of P5 as a function of [NaCl]

Onset Temperatures as a function of NaCl Concentration

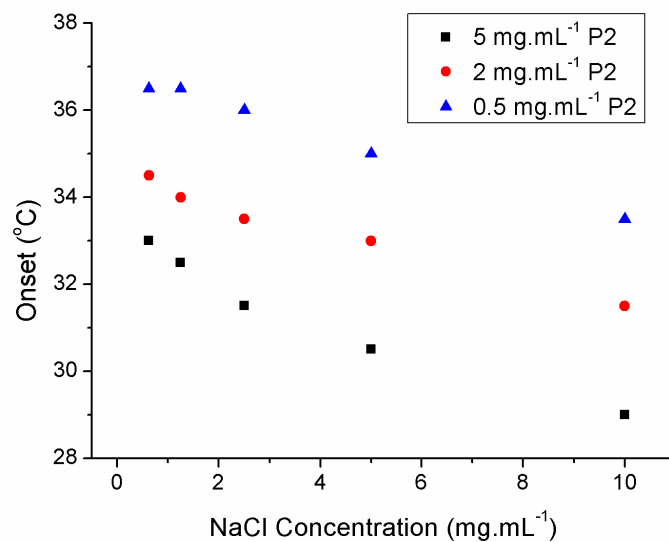


Figure S5. LCST onset of P2 as a function of [NaCl]

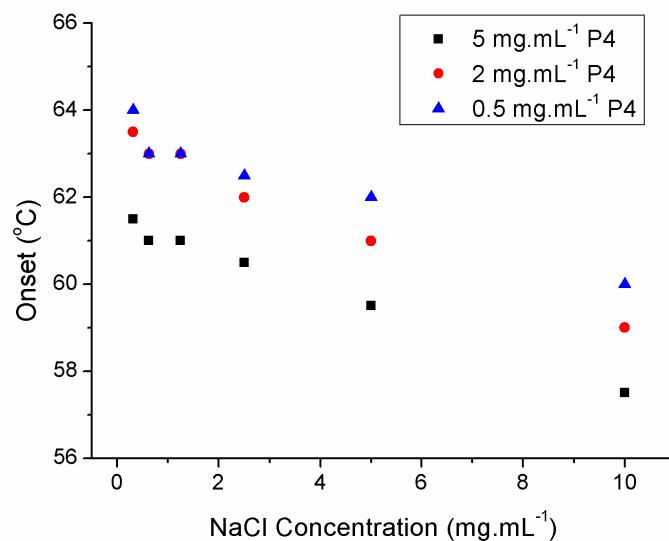


Figure S6. LCST of P4 as a function of [NaCl]

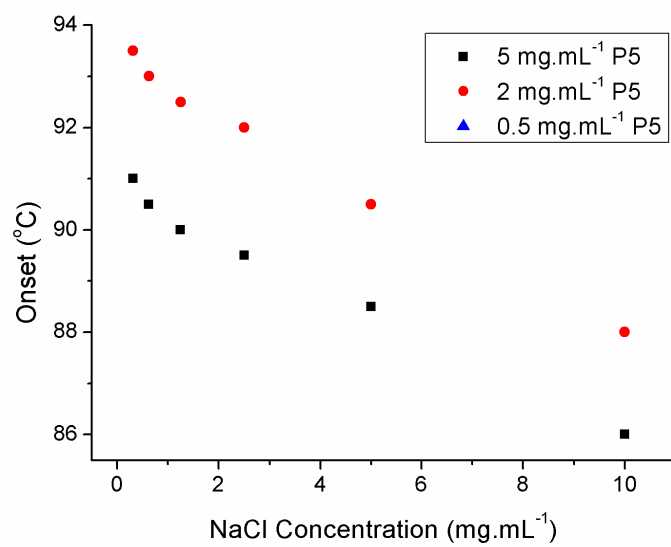


Figure S7. LCST onset of P5 as a function of [NaCl]