

Supporting Information for

Fast Bulk Click Polymerization Approach to Linear and Hyperbranched Amphiphilic Alternating Multiblock Copolymers

Jin Han,^a Dandan Zhu^b and Chao Gao^{a*}

^a MOE Key Laboratory of Macromolecular Synthesis and Functionalization, Department of Polymer Science and Engineering,
Zhejiang University, Hangzhou 310027, P. R. China

E-mail: chaogao@zju.edu.cn

^b Department of Polymer Science and Engineering, Shanghai Jiao Tong University, Shanghai 200240, P. R. China.

Measurements

Matrix-assisted Laser Desorption and Ionization Time of Flight (MALDI-TOF) Mass Spectra

The spectra were obtained on an ABI Super Voyager-DE-STR spectrometer. 2,5-Dihydroxybenzoic acid was used as matrix and dissolved in methanol. PEG and PCL were dissolved in methanol and ethyl acetate, respectively.

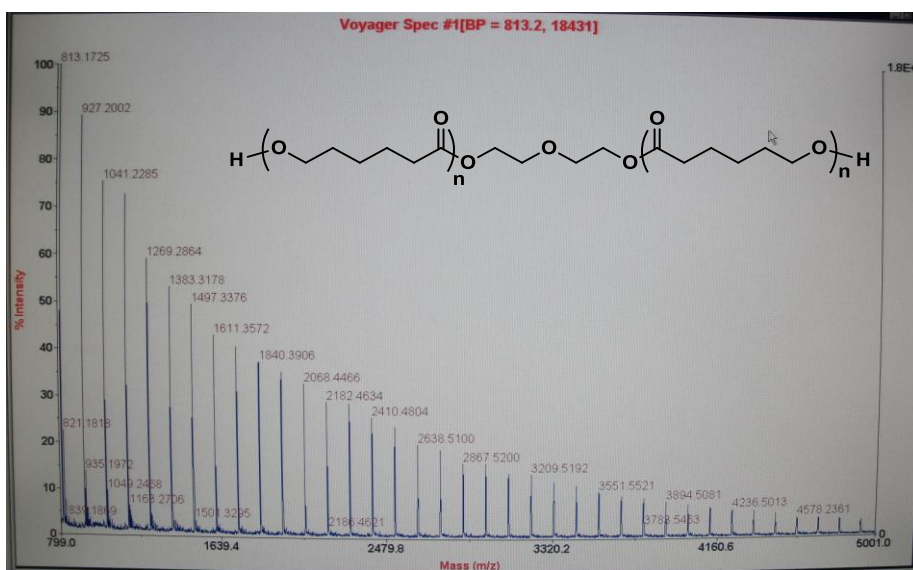


Fig. S1 MALDI-TOF mass spectrum of poly(ϵ -caprolactone) diol (PCL-diol, $M_n = 2000$).

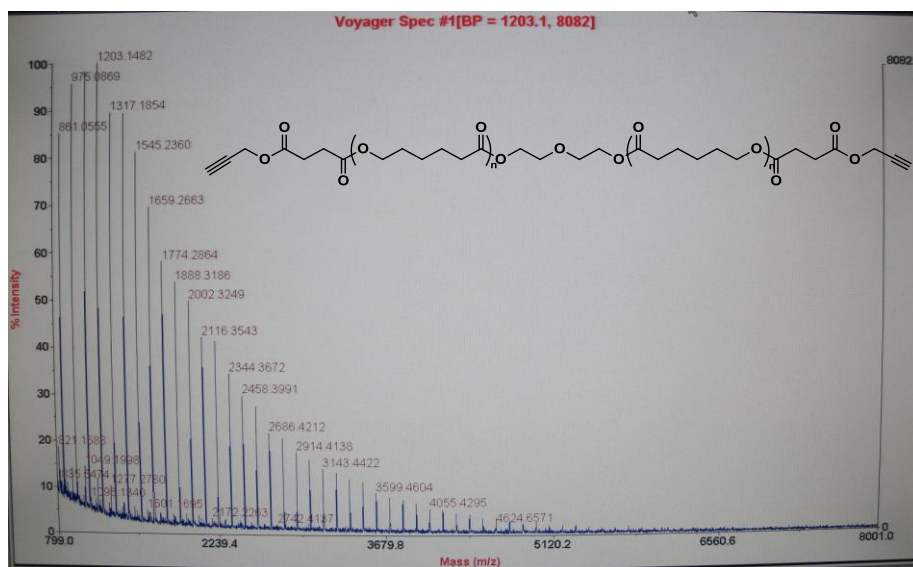


Fig. S2 MALDI-TOF mass spectrum of dialkyne-ended poly(ϵ -caprolactone) obtained from PCL-diol ($M_n = 2000$).

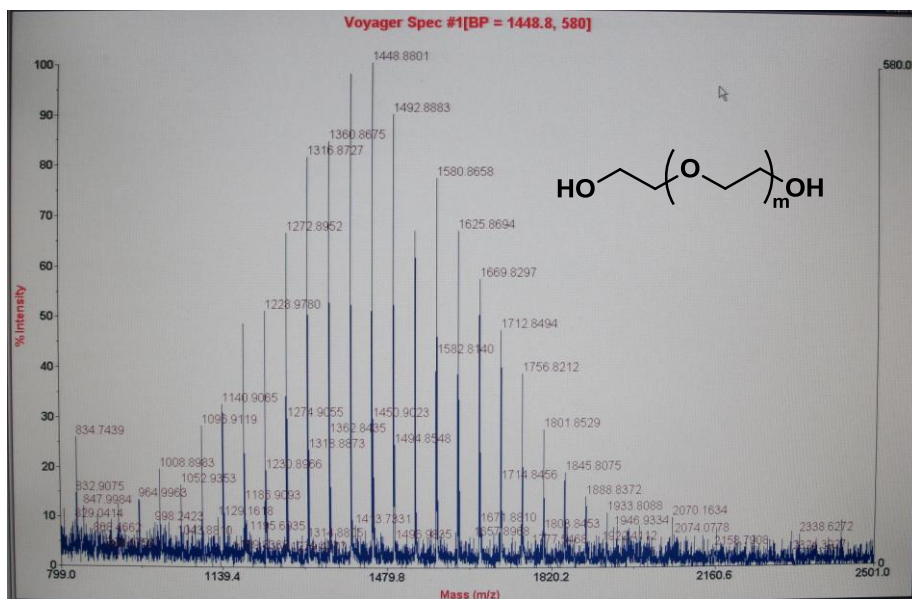


Fig. S3 MALDI-TOF mass spectrum of polyethylene glycol (PEG, $M_n = 1500$).

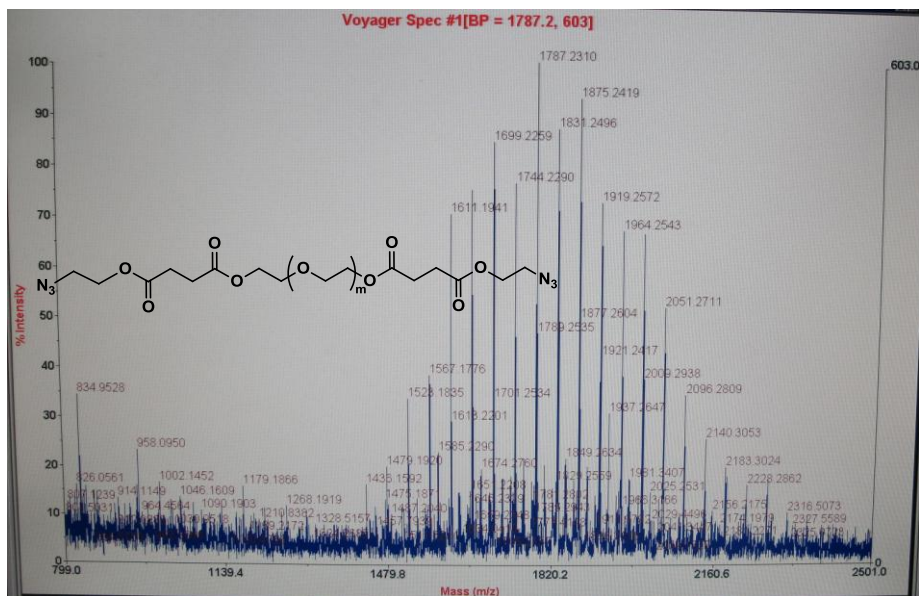


Fig. S4 MALDI-TOF mass spectrum of diazido-ended polyethylene glycol obtained from polyethylene glycol ($M_n = 1500$).

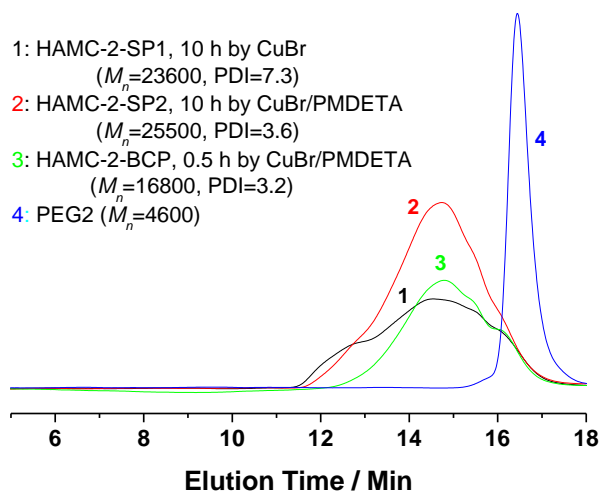


Fig. S5 GPC curves of hyperbranched (PCL3-PEG2) alternating multiblock copolymers.