This journal is © The Royal Society of Chemistry 2013

Supporting Information

Dithioketopyrrolopyrrole (DTPP)-Based Conjugated Polymers Prepared upon Thionation with Lawesson's Reagent

Irina Welterlich and Bernd Tieke*

Figure S1: ^{1}H-NMR spectra of **P1**, **P2** in chloroform-d and of **P3** in dichlormethane-d_2.

Figure S2: Normalized UV/Vis absorption and fluorescence spectra of **P1-P3**. Photographic images of the solutions are also shown.

Figure S3: Cyclic voltammograms of polymers **P1-P3**.

Figure S4: Change of UV/Vis absorption spectra of **TP2** in toluene upon photoillumination with a 200 W Hg-lamp without (a) and with 400 nm-edge filter (b), and plot of $\ln(A_t/A_o)$ vs. time for determination of rate constants k (c). Photographic images of the solution before and after photoirradiation are shown in (a).

Figure S5: Change of UV/Vis absorption spectra of **P2** in toluene upon photoillumination with a 200 W Hg-lamp without 400 nm-edge filter (a), and plot of $\ln(A_t/A_o)$ vs. time for determination of rate constant k (b). Photographic images of the solution before and after photoirradiation for 180 and 720 min are shown in (c).

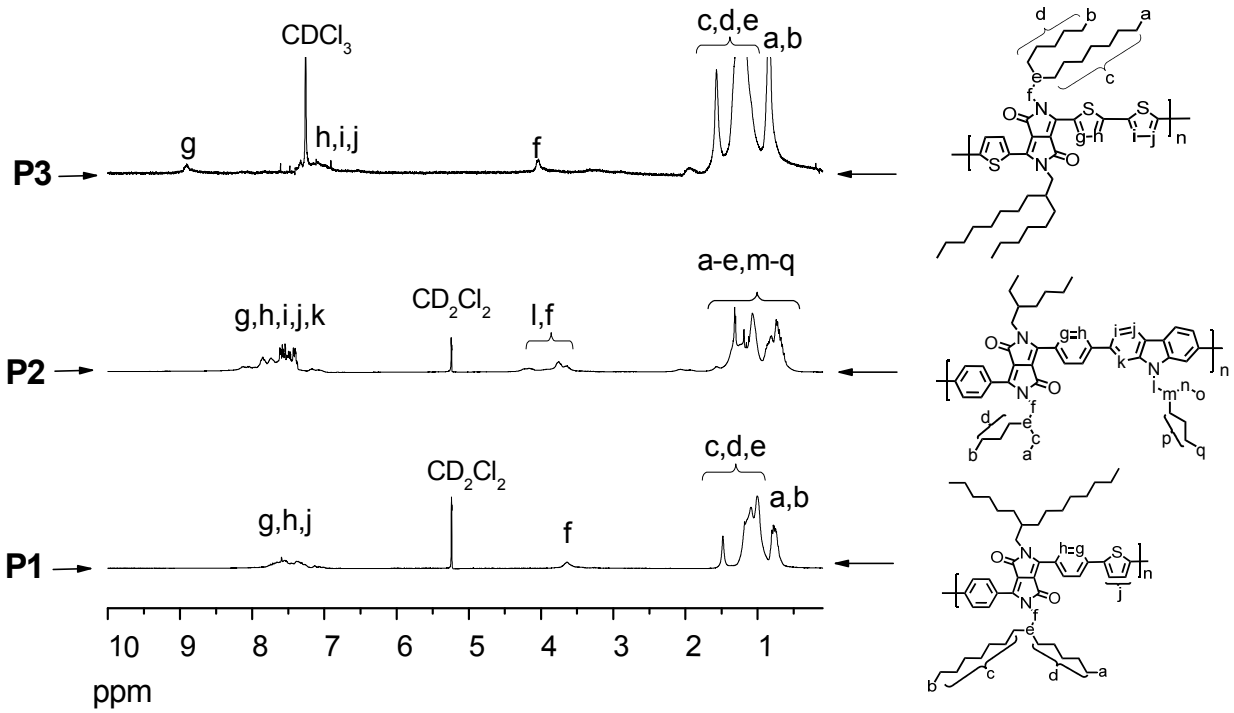

Figure S1: ^{1}H-NMR spectra of **P1**, **P2** in dichlormethane-d_2 and of **P3** in chloroform-d.

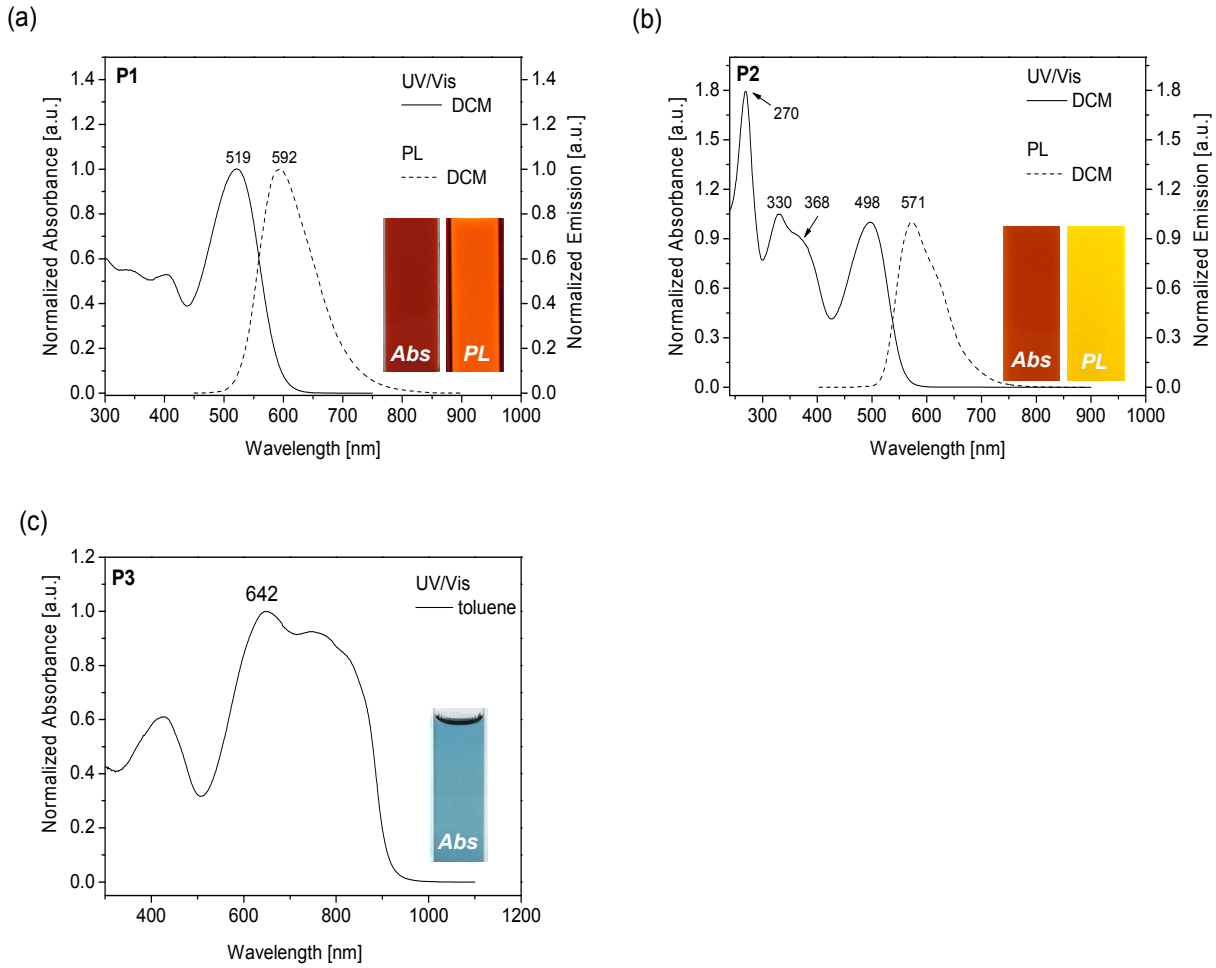

Figure S2: Normalized UV/Vis absorption and fluorescence spectra of **P1-P3**.

Photographic images of the solutions are also shown.

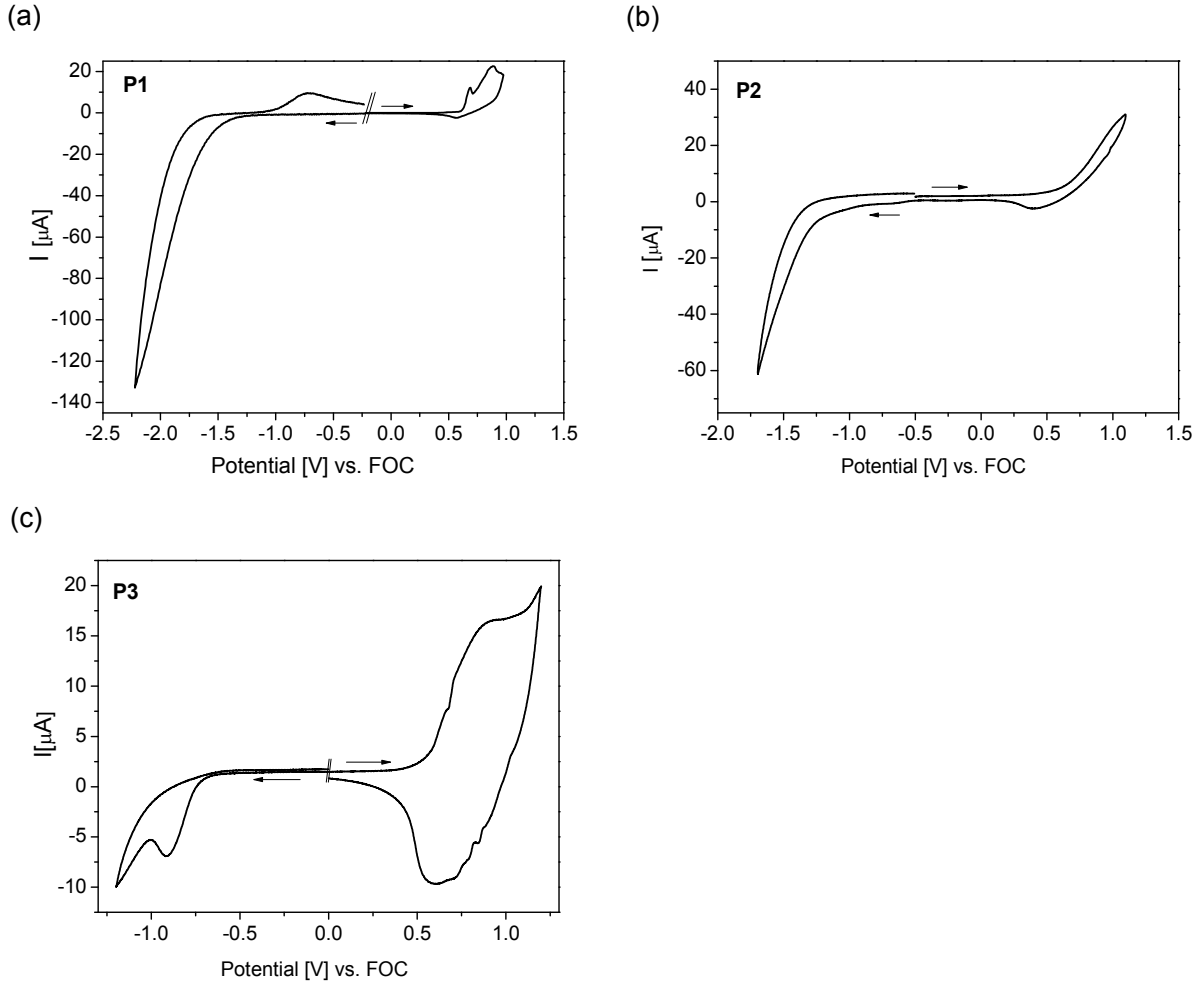

Figure S3: Cyclic voltammograms of polymers **P1-P3**.

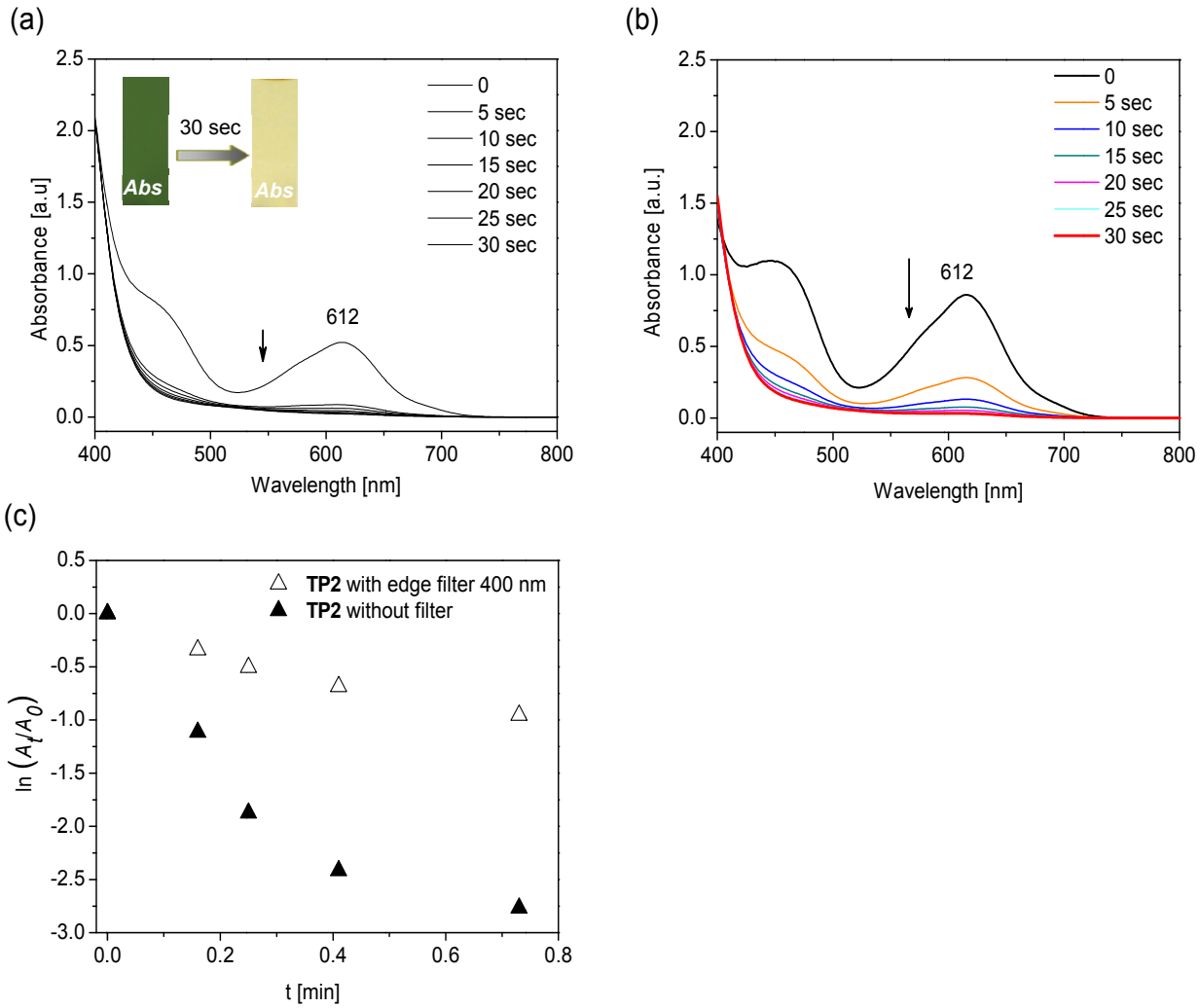

Figure S4: Change of UV/Vis absorption spectra of **TP2** in toluene upon photoillumination with a 200 W Hg-lamp without (a) and with 400 nm-edge filter (b), and plot of $\ln(A_t/A_o)$ vs. time for determination of rate constants *k* (c). Photographic images of the solution before and after photoirradiation are shown in (a).

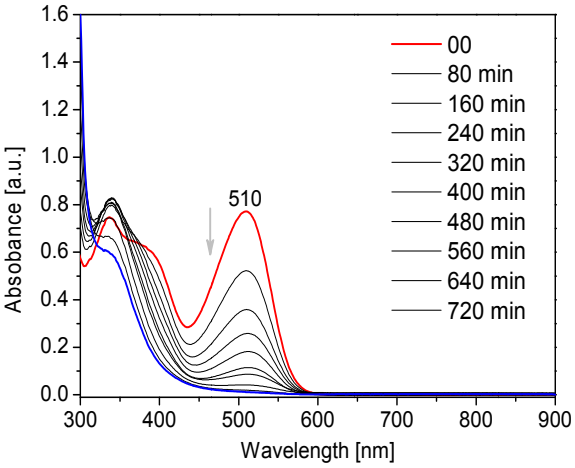

(c)

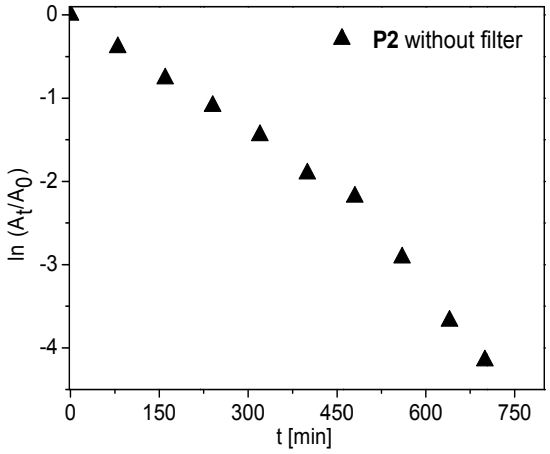

Figure S5: Change of UV/Vis absorption spectra of **P2** in toluene upon photoirradiation with a 200 W Hg-lamp without 400 nm-edge filter (a), and plot of ln(A_t/A_o) vs. time for determination of rate constant *k* (b). Photographic images of the solution before and after photoirradiation for 180 and 720 min are shown in (c).