

Supporting Information:

Unimolecular Micelles Composed of Inner Coil-Like Blocks and Outer Rod-Like Blocks Crafted by Combination of Living Polymerization with Click Chemistry

Xinchang Pang,¹ Chaowei Feng,¹ Hui Xu,^{1,2} Wei Han,¹ Xukai Xin,¹ Haiping Xia,² Feng Qiu,³
and Zhiqun Lin*¹

1. School of Materials Science and Engineering, Georgia Institute of Technology, Atlanta, GA 30332

2. State Key Laboratory of Physical Chemistry of Solid Surfaces and Department of Chemistry, College of Chemistry and Chemical Engineering, Xiamen University, Xiamen 361005, China

3. Key laboratory of computational physical sciences and Department of Macromolecular Science, Fudan University, Shanghai 200433, China

* To whom correspondence should be addressed. Email: zhiqun.lin@mse.gatech.edu

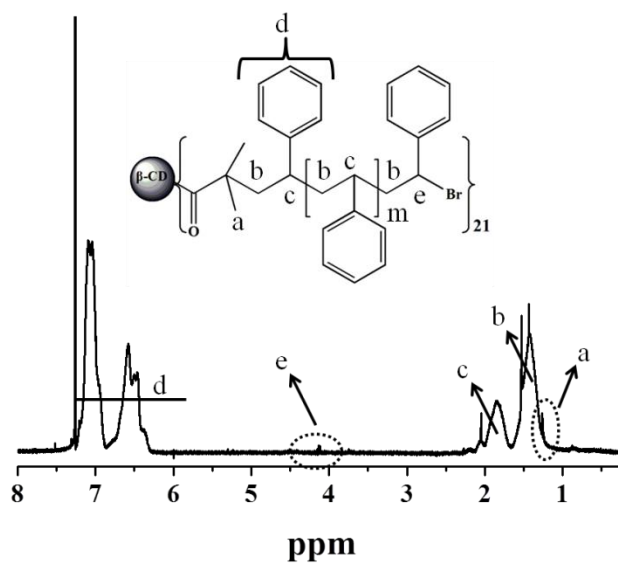


Figure S1. ¹H-NMR spectrum of 21-arm, star-shaped PS (i.e., sample-2 in Table 1; solvent: CDCl₃).

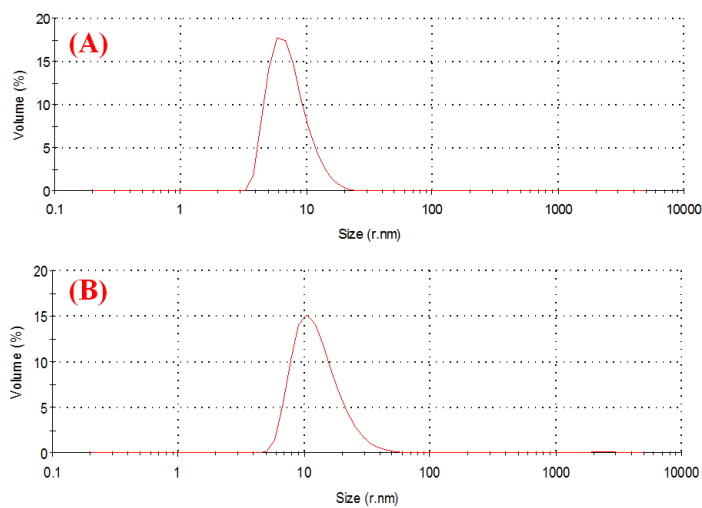


Figure S2. Dynamic light scattering (DLS) measurements of unimolecular micelles of (A) 21-arm star-shaped PS-N₃ (derived from sample-2 in Table-1) and (B) the corresponding star-shaped PS-*b*-P3HT in chloroform (i.e., sample-b in Table-2).




Figure S3. TEM images of star-shaped PS-N₃ (from sample-2 in Table-1) and the corresponding star-shaped PS-*b*-P3HT (sample-b in Table-2). All the samples were stained with ruthenium tetroxide (RuO₄).

Table S1. D_h of star-shaped PS-N₃ and the corresponding star-shaped PS-*b*-P3HT in chloroform measured by DLS.

Entry	Star-shaped PS-N ₃ (nm)	Star-shaped PS- <i>b</i> -P3HT (nm)
Sample-a	~10	~18
Sample-b	~15	~26
Sample-c	~22	~31