

## Supporting Information

# Controlled network structure and its correlation with physical properties of polycarboxyl octaphenylsilsesquioxanes-based inorganic-organic polymer nanocomposites

Zhonggang Wang\*, Zhanbin Wang, Hao Yu, Linni Zhao and Jing Qu

*Department of Polymer Science and Materials, Dalian University of Technology, Dalian 116012,*

*People's Republic of China*

Email: zgwang@dlut.edu.cn

### Contents

**Table 1S.** LC-MS data of cleaved products of COOH<sub>5.5</sub>OPS.

**Table 2S.** LC-MS data of cleaved products of COOH<sub>7.0</sub>OPS.

**Fig. 1S** FTIR of polybromo-OPS of (a) Br<sub>6.4</sub>OPS, (b) Br<sub>9.0</sub>OPS

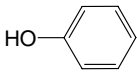
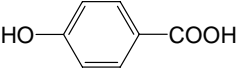
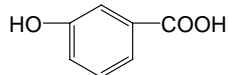
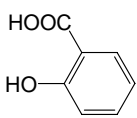
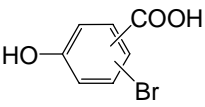
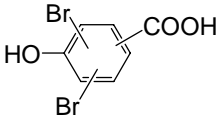
**Fig. 2S** FTIR of polycarboxyl-OPS of (a) COOH<sub>5.5</sub>OPS, (b) COOH<sub>7.0</sub>OPS

**Fig. 3S** LC spectrum of cleaved products of COOH<sub>5.5</sub>OPS

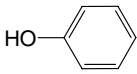
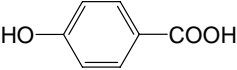
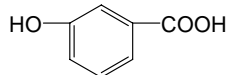
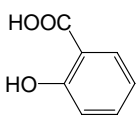
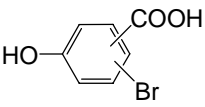
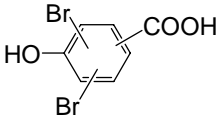
**Fig. 4S** LC spectrum of cleaved products of COOH<sub>7.0</sub>OPS

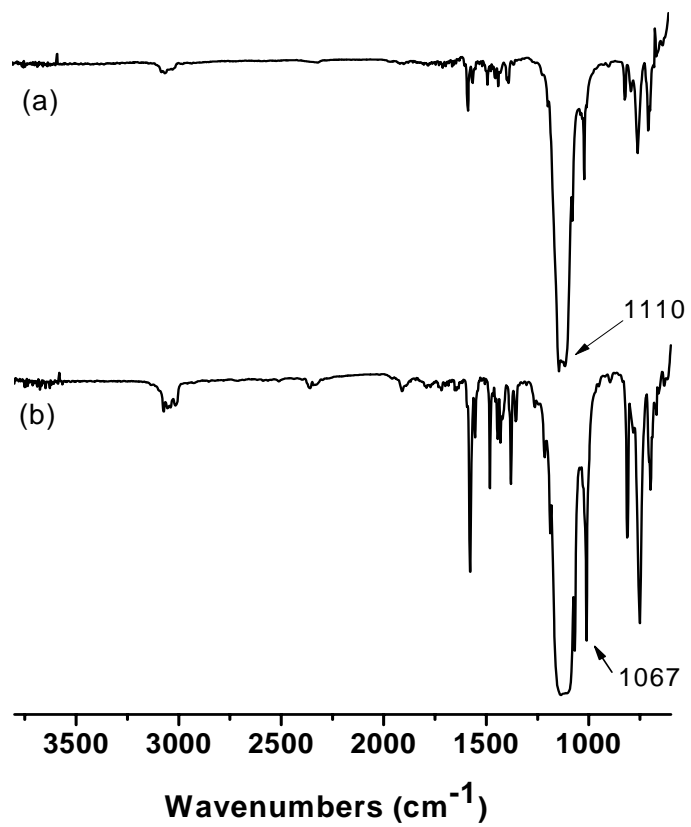
**Fig. 5S** DSC curves of epoxy resins with different content of polycarboxyl-OPS

**Table 1S.** LC-MS data of cleaved products of COOH<sub>5,5</sub>OPS

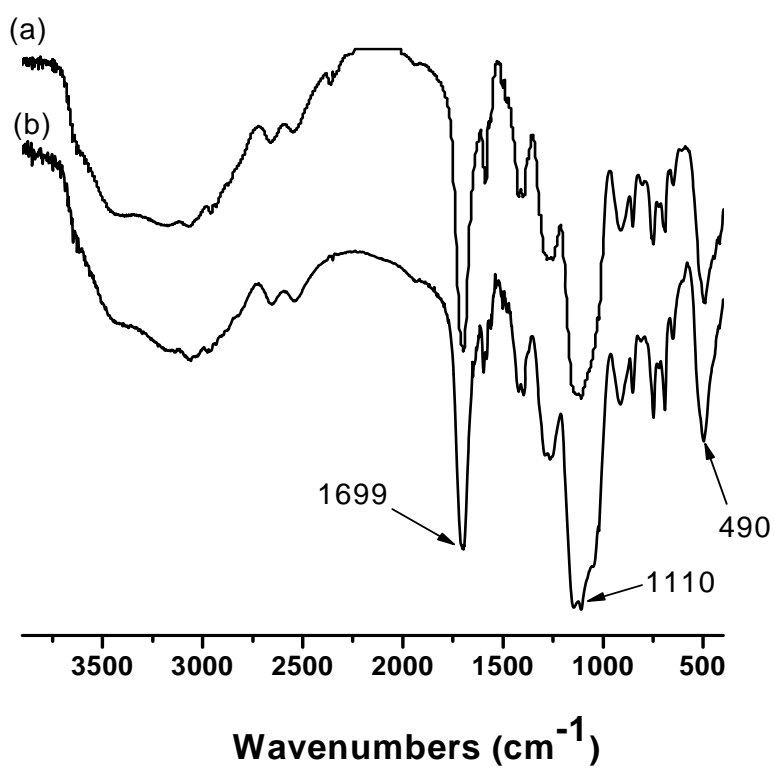
LC/MS Peak/(min)	Assignment		
	Cleaved products	Structure	( mol%)
7.59	Phenol		30.8
13.53	Hydroxybenzoic acid		42.9
			
16.02	Hydroxybenzoic acid		4.3
22.82, 24.23, 25.94, 27.85	Monobromo hydroxybenzoic acid		20.8
33.25, 33.78	Dibromo hydroxybenzoic acid		1.2

**Table 2S.** LC-MS data of cleaved products of COOH<sub>7,0</sub>OPS

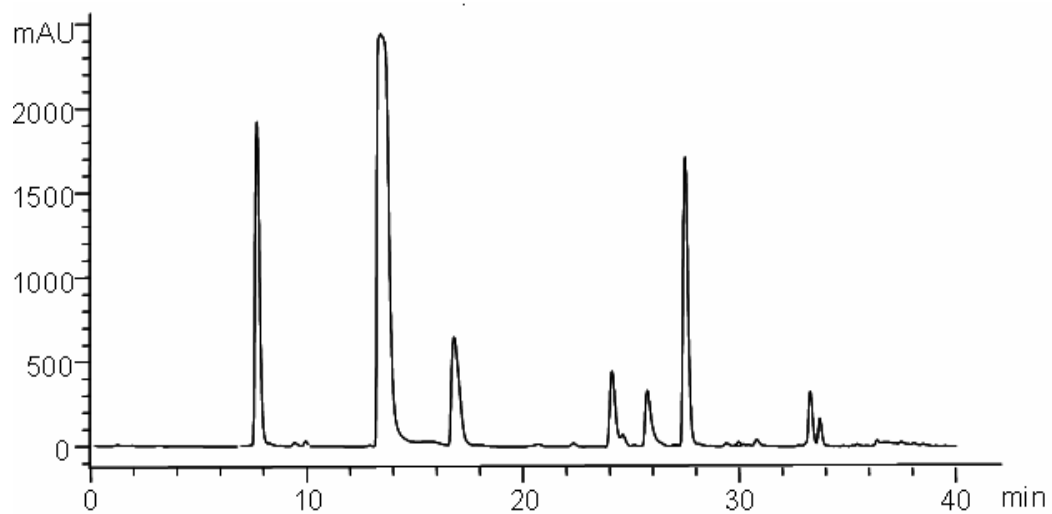
Assignment			
LC/MS Peak/(min)	Cleaved products	Structure	( mol%)
7.64	Phenol		10.2
13.71	Hydroxybenzoic acid		47.4
			
16.33	Hydroxybenzoic acid		16.9
21.31, 24.08, 24.35, 25.99	Monobromo hydroxybenzoic acid		20.7
31.74, 32.31 35.36, 36.52	Dibromo hydroxybenzoic acid		4.8



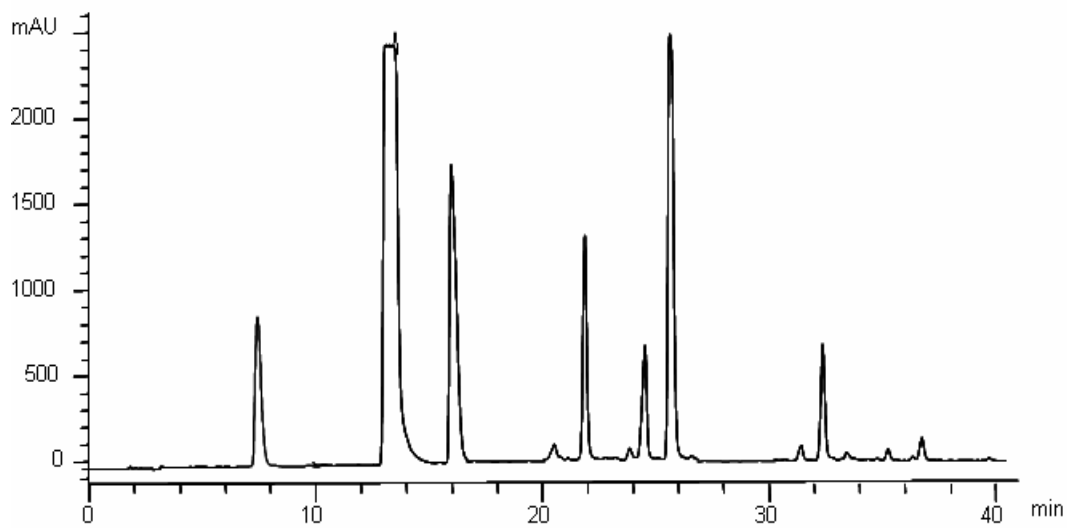
**Fig. 1S** FTIR of polybromo-OPS of (a) Br<sub>6.4</sub>OPS, (b) Br<sub>9.0</sub>OPS



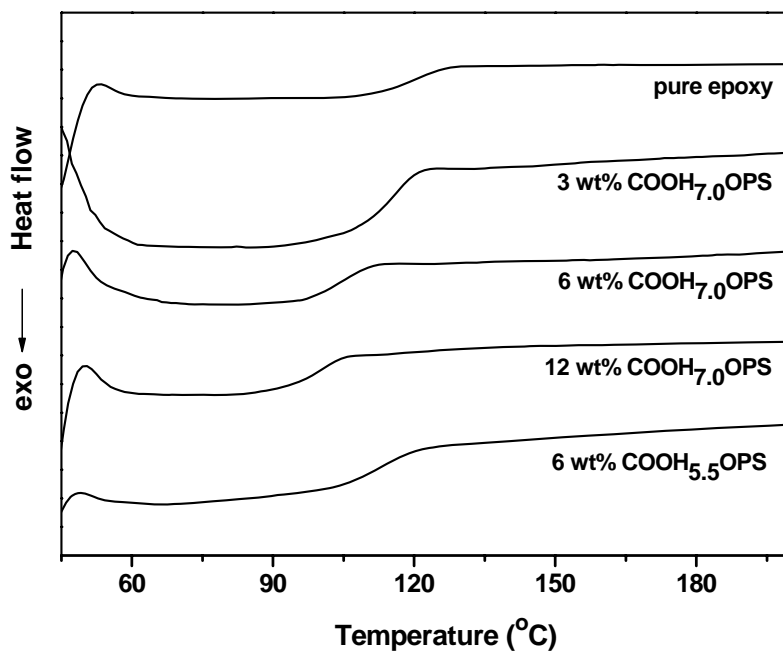
**Fig. 2S** FTIR of polycarboxyl-OPS of (a) COOH<sub>5.5</sub>OPS, (b) COOH<sub>7.0</sub>OPS



**Fig. 3S** LC spectrum of cleaved products of COOH<sub>5,5</sub>OPS



**Fig. 4S** LC spectrum of cleaved products of COOH<sub>5,5</sub>OPS



**Fig. 5S** DSC curves of epoxy resins with different content of polycarboxyl-OPS