

## Effect of Cationic Surfactants on Structure and Morphology of Mesostructured MOFs

Ya-Nan Guo, Yantao Li, Bo Zhi, Daojun Zhang, Yunling Liu and Qisheng Huo\*

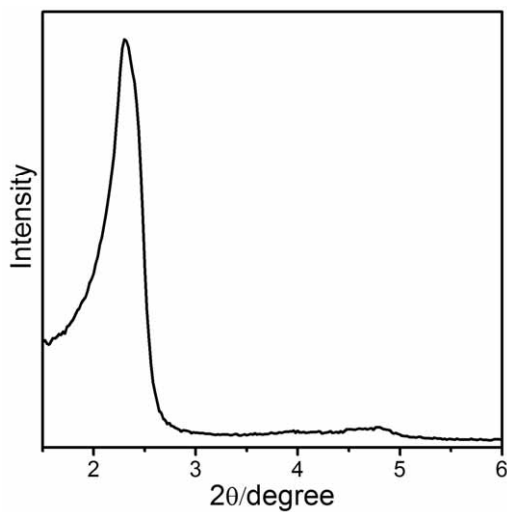


Figure S1 XRD pattern of Cu-(5-OH-BDC)-CTAB.

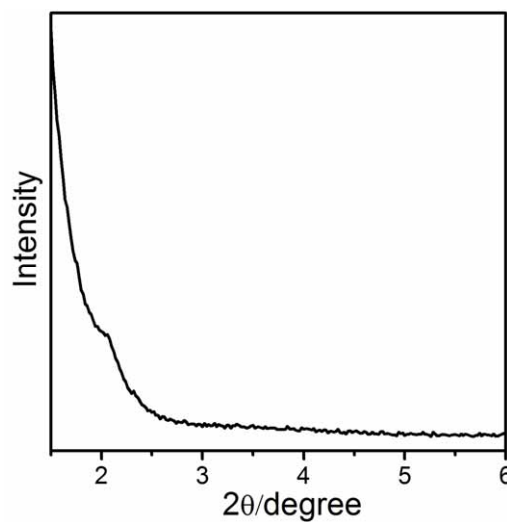


Figure S2 XRD pattern of Cu-(5-OH-BDC)-CTPB.

Supplementary Material (ESI) for Chemical Communications  
This journal is (c) The Royal Society of Chemistry 2009

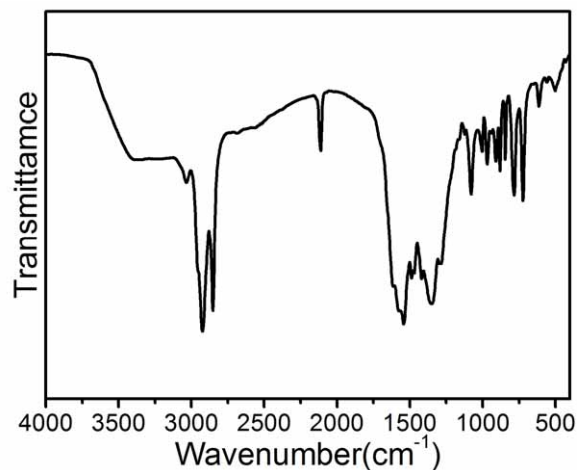


Figure S3 FT-IR spectrum of Cu-(5-OH-BDC)-CTAC meso-MOFs spheres (400 nm).

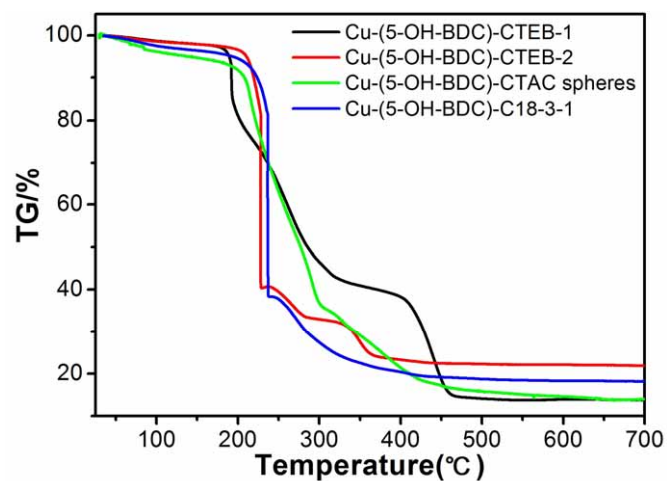


Figure S4 TG curves of meso-MOFs.