

Efficient Dispersion of Multi-walled Carbon Nanotubes in Aqueous Solution by Non-covalent Interaction with Perylene Bisimides

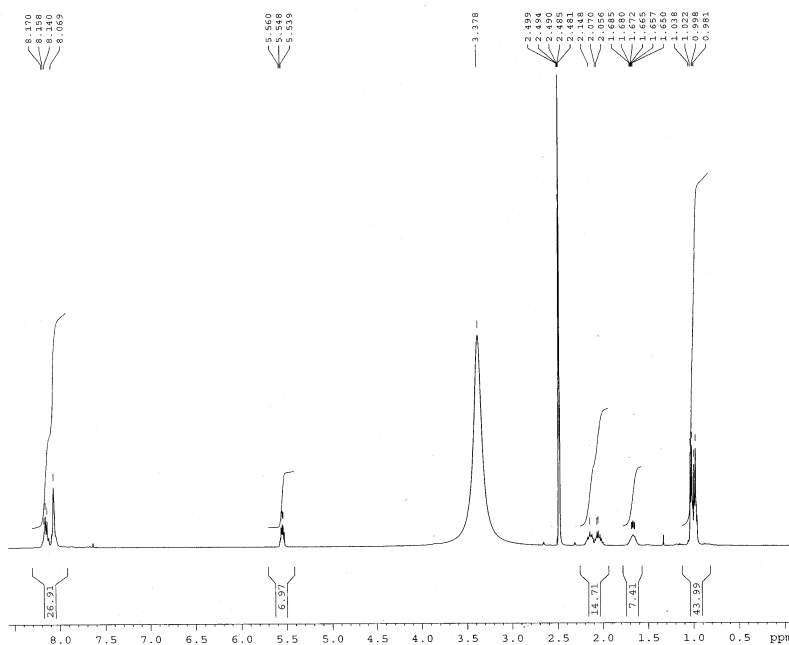
Rui Filipe Araújo,^a Carlos Jorge R. Silva,^a Maria Conceição Paiva,^b Manuel Melle Franco,^c and Maria Fernanda Proença^{*a}

^a *Departamento de Química
Universidade do Minho
4710-057 Braga (Portugal)
Fax: (+351) 253 604 379
E-mail: fproenca@quimica.uminho*

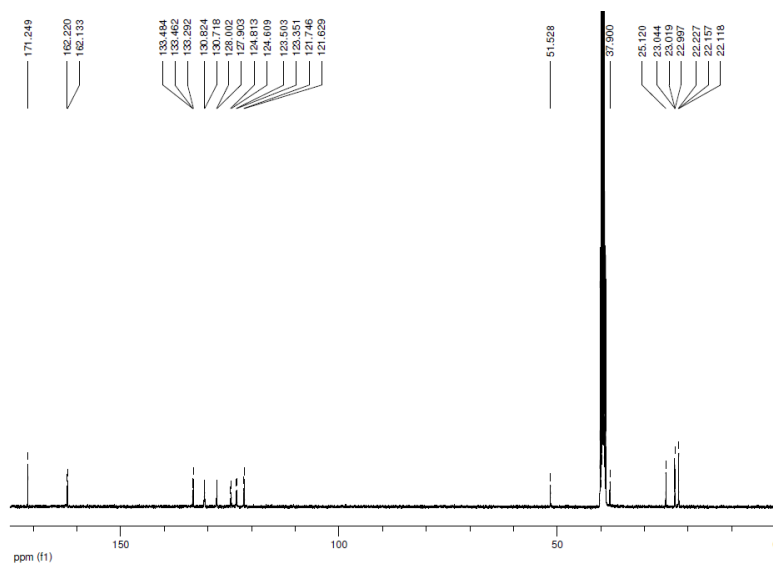
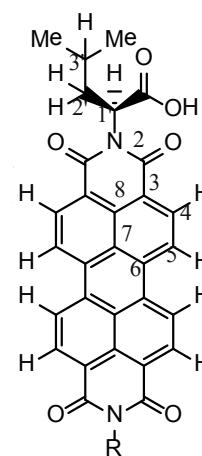
^b *Instituto de Polímeros e Compósitos/I3N
Universidade do Minho
4800-058 Guimarães (Portugal)*

^c *Centro de Ciências e Tecnologias de Computação
Universidade do Minho
4710-057 Braga (Portugal)*

Compound 3a



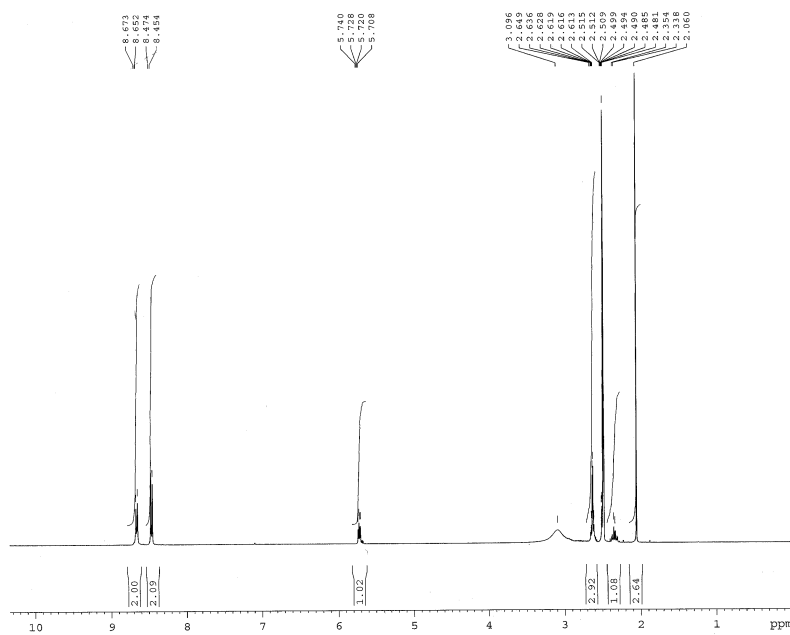
¹H NMR



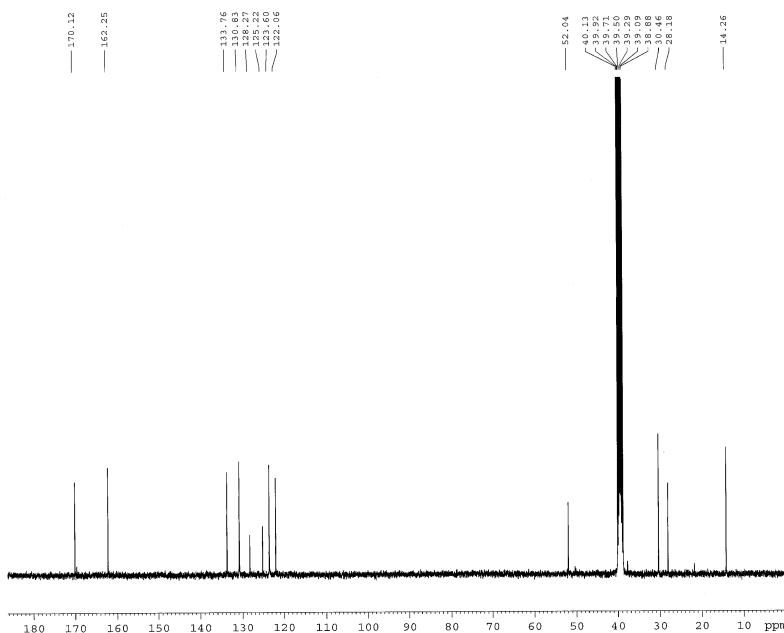
¹³C NMR

Compound **3a**, yield: 92 %, ¹HRMN (400 Mz, DMSO-d₆, 20 °C): δ (ppm) 0.98 (d, 6H, J = 6.8 Hz, Me), 1.02 (d, 6H, J = 6.4 Hz, Me), 1.67 (m, 2H, J = 2.8 Hz, C_{3'} - H), 2.06 (m, 2H, C_{2'} - H), 2.15 (m, 2H, C_{2'} - H), 5.55 (m, 2H, C_{1'} - H), 8.06 (m, 4H, C - H perylene), 8.15 (m, 4H, C - H perylene). ¹³CRMN (100 Mz, DMSO-d₆, 20 °C): δ (ppm) 22.12 (Me), 22.16 (Me), 22.23 (Me), 23.00 (Me), 23.02 (Me), 23.04 (Me), 25.12 (C_{3'}), 37.90 (C_{2'}), 51.53 (C_{1'}), 121.63, 121.75, 123.35 e 123.50 (C from C - H of perylene), 124.61, 124.81, 127.90, 128.00, 130.80 e 130.82 (C from C - H of perylene), 133.29, 133.46, 133.48, 162.12 (C=O, perylene), 162.22 (C=O, perylene), 171.25 (COOH). FT - IR (KBr, cm⁻¹): 3467, 2958, 2935, 2869, 1731, 1697, 1658, 1593, 1434, 1404, 1361, 1346, 1253, 1176, 1130, 1022, 975, 810, 748, 713. Elemental analysis calcd (%) for C₃₆H₃₀N₂O₈: C 69.89, H 4.89, N 4.53; found: C 69.65, H 4.80, N 4.67.

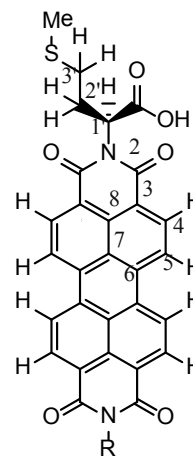
Compound 3b



¹H NMR

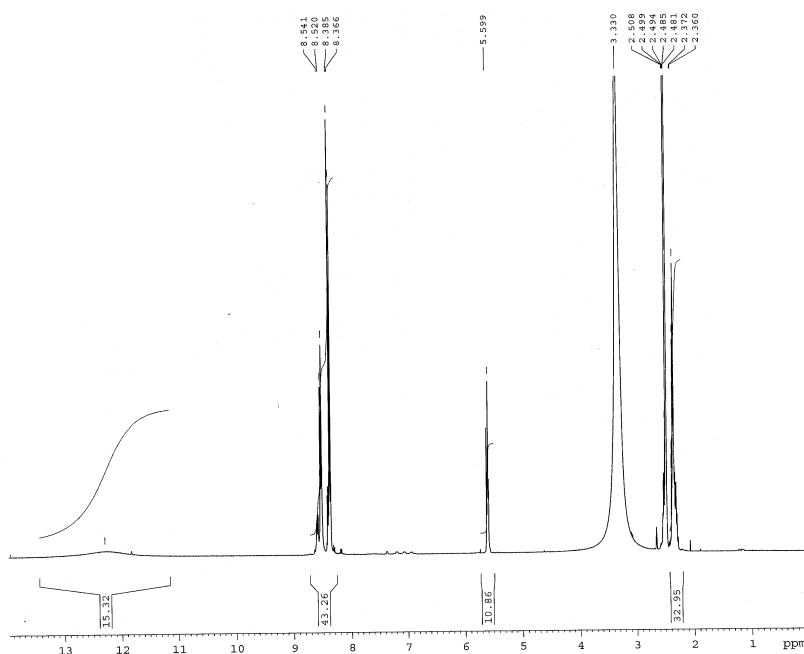


¹³C NMR

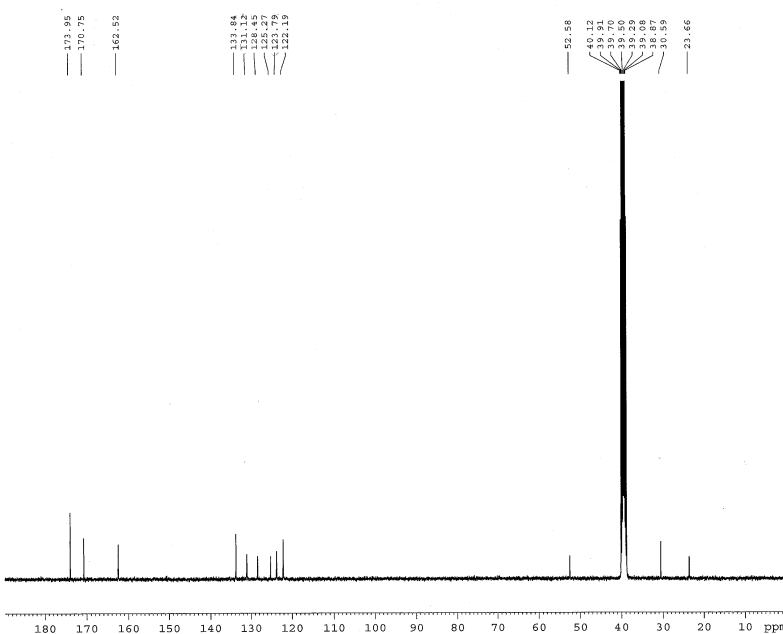
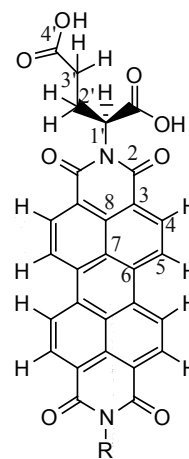


Compound **3b**, yield: 96 %, ¹HRMN (400 Mz, DMSO-d₆, 70 °C): δ (ppm) 2.06 (s, 6 H, Me), 2.35 (m, 2 H, C₂' - H), 2.62 (m, 2 H, C₂' - H), 2.62 (m, 4 H, C₃' - H), 5.72 (dd, 2 H, J = 8 Hz, J = 4.8 Hz, C₁' - H), 8.46 (d, 4 H, J = 8 Hz, C₄ - H), 8.66 (d, 4 H, J = 8.4 Hz, C₅ - H). ¹³CRMN (100 Mz, DMSO-d₆, 70 °C): δ (ppm) 14.26 (Me), 28.18 (C₂'), 30.46 (C₃'), 52.04 (C₁'), 122.06, 123.60 (C₅), 125.22, 128.27 (C₈), 130.83 (C₄), 133.76 (C₆), 162.25 (C₂), 170.12 (COOH). FT - IR (KBr, cm⁻¹): 3487, 2916, 1735, 1697, 1658, 1593, 1573, 1434, 1400, 1361, 1346, 1253, 1176, 1126, 860, 810, 748, 640. Elemental analysis calcd (%) for C₃₄H₂₆N₂O₈S₂: C 62.37, H 4.00, N 4.28, S 9.80; found: C 61.25, H 3.98, N 4.39, S 9.72.

Compound 3c



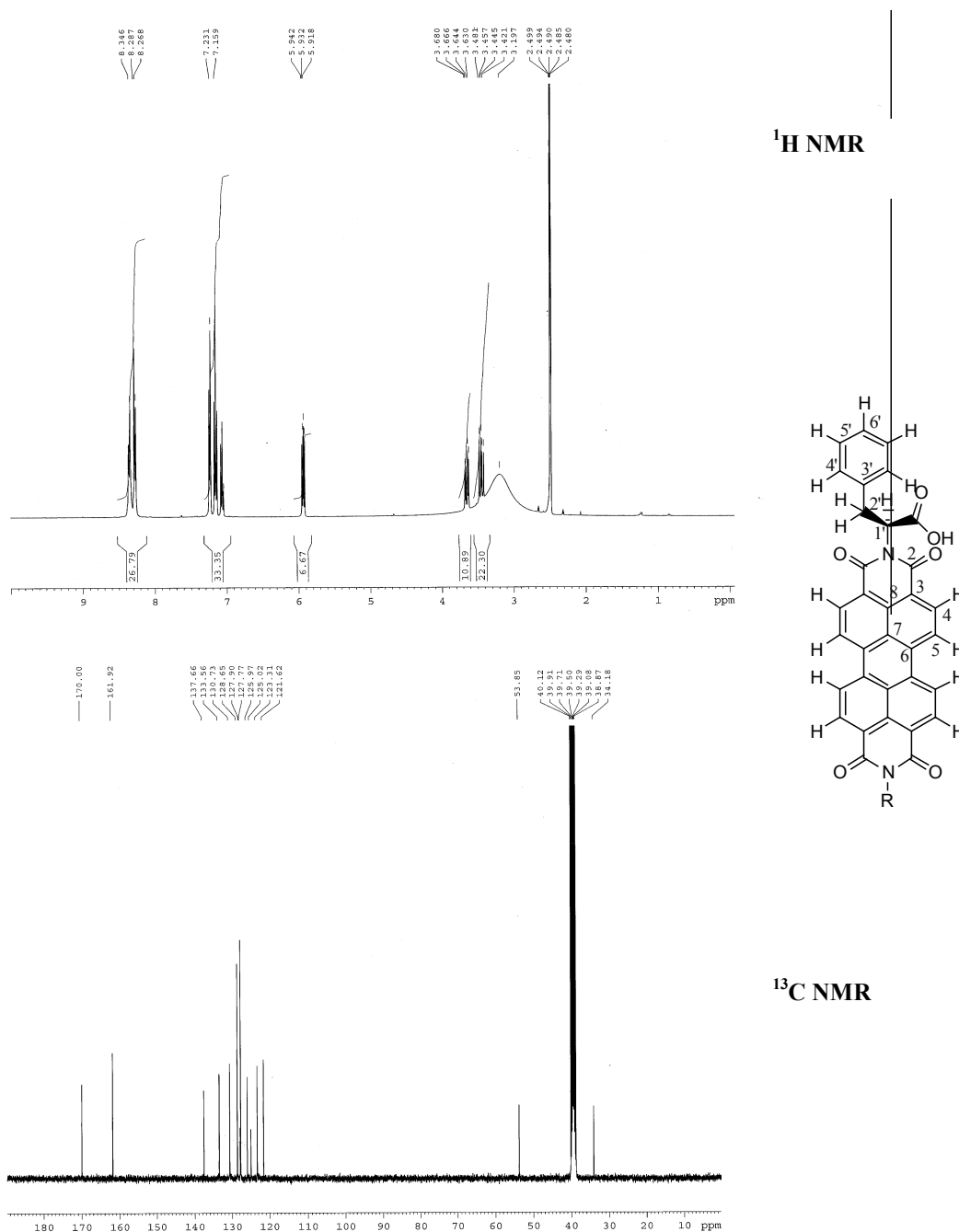
¹H NMR



¹³C NMR

Compound **3c**, yield: 71 %, ¹HRMN (400 Mz, DMSO-d₆, 20 °C): δ (ppm) 2.37 (m, 4 H, C_{3'} - H), 2.37 (m, 2 H, C_{2'} - H), 2.51 (m, 2 H, C_{2'} - H), 5.61 (dd, 2 H, J = 9.2 Hz, J = 4.4 Hz, C_{1'} - H), 8.38 (d, 4 H, J = 8.4 Hz, C₄ - H), 8.53 (d, 4 H, J = 8.4 Hz, C₅ - H), 12.30 (s broad, COOH). ¹³CRMN (100 Mz, DMSO-d₆, 20 °C): δ (ppm) 23.66 (C_{2'}), 30.59 (C_{3'}), 52.58 (C_{1'}), 122.19, 123.79 (C₅), 125.27, 128.45, 131.12 (C₄), 133.84, 162.52 (C₂), 170.75 (COOH), 173.95 (C_{4'}). FT - IR (KBr, cm⁻¹): 3440, 3163, 3116, 2927, 1747, 1697, 1647, 1593, 1573, 1438, 1384, 1365, 1342, 1257, 1180, 1134, 975, 864, 810, 748, 644. Elemental analysis calcd (%) for C₃₄H₂₂N₂O₁₂: C 62.77, H 3.41, N 4.31; found: C 63.34, H 3.35, N 4.29.

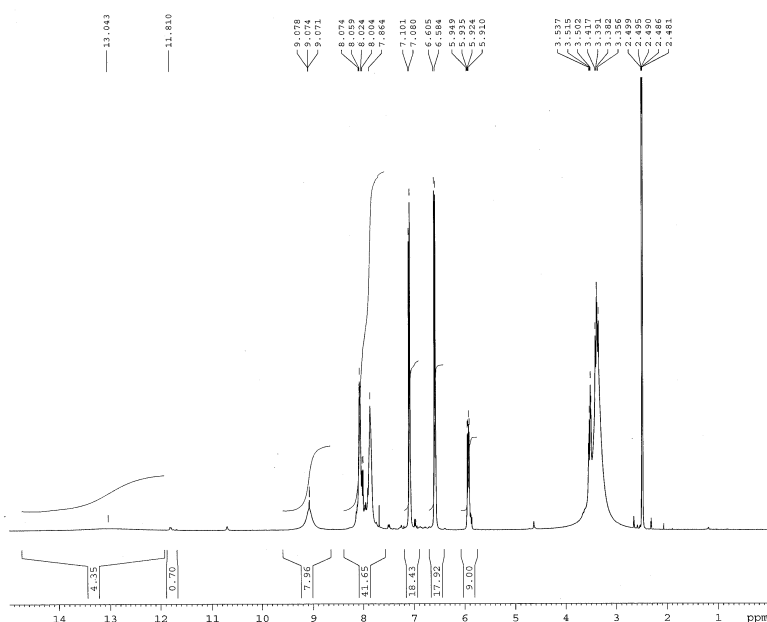
Compound 3d



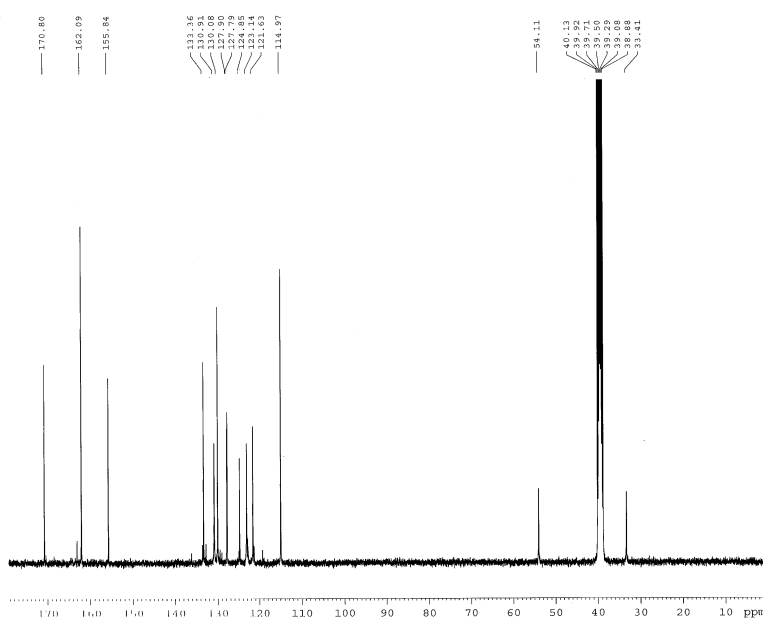
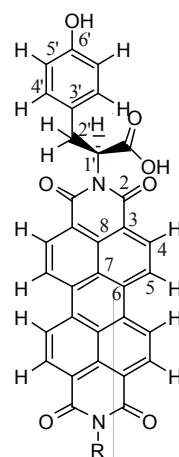
Compound **3d**, yield: 97 %. ¹HRMN (400 Mz, DMSO-d₆, 70 °C): δ (ppm) 3.45 (dd, 2 H, J = 14.4 Hz, J = 9.6 Hz, C_{2'} – H), 3.66 (dd, 2 H, J = 14.4 Hz, J = 5.6 Hz, C_{2'} – H), 5.94 (dd, 2 H, J = 9.6 Hz, J = 5.6 Hz, C_{1'} – H), 7.07 (t, 2 H, J = 7.2 Hz, C_{6'} – H), 7.16 (t, 4 H, J = 6.6 Hz, C_{5'} – H), 7.24 (d, 4H, J = 7.6 Hz, C_{4'} – H) 8.28 (d, 4H, J = 8.28, C₄ – H), 8.36 (d, 4H, J = 8.36, C₅ – H). ¹³CRMN (100 Mz, DMSO-d₆, 70 °C): 34.18 (C_{2'}), 53.85 (C_{1'}), 121.62, 123.31 (C₅), 125.02, 125.97 (C_{6'}), 127.77 (C_{5'}), 127.90 (C₈), 128.65 (C_{4'}), 130.73 (C₄), 133.56 (C₆), 137.66 (C_{3'}), 161.92 (C₂), 170.00 (COOH). FT – IR (KBr, cm⁻¹): 3502, 3028, 2935, 1735, 1697, 1658, 1593, 1573, 1496, 1434, 1400, 1365, 1342, 1253, 1168, 1126, 979, 952, 856, 810, 748,

698, 648, 601. Elemental analysis calcd (%) for $C_{42}H_{26}N_2O_8$: C 73.46, H 3.82, N 4.08; found: C 72.34, H 3.75, N 4.15.

Compound 3e



¹H NMR

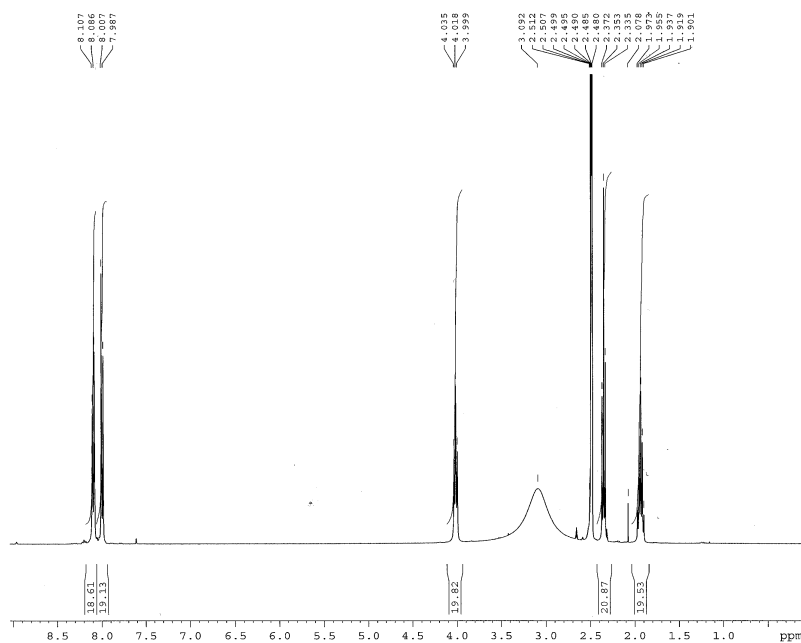


¹³C NMR

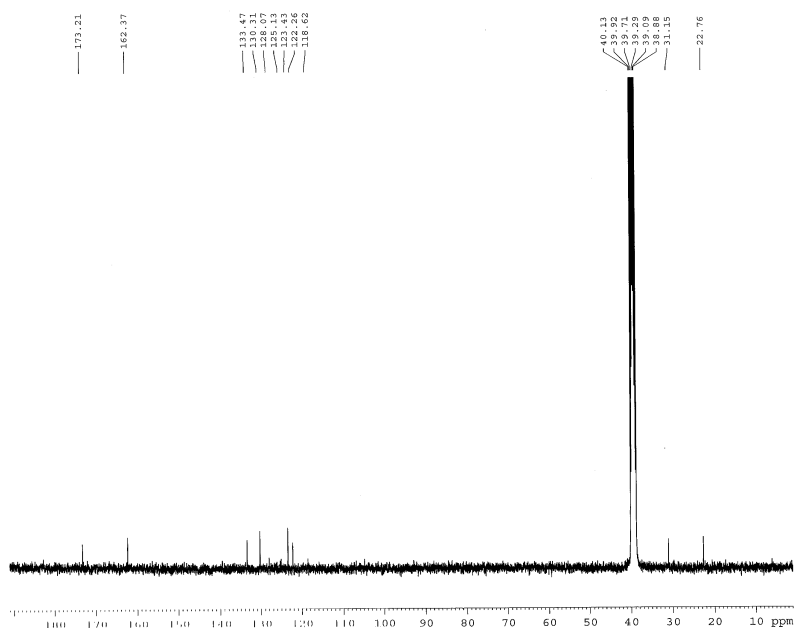
Compound 3e, yiled: 85 %, ¹HRMN (400 Mz, DMSO-d₆, 20 °C): δ (ppm) 3.39 (dd, 2 H, J = 14 Hz, J = 10.4 Hz, C₂ - H), 3.53 (dd, 2 H, J = 14 Hz, J = 5.2 Hz, C₂' - H), 5.93 (dd, 2 H, J = 10Hz, J = 5.6 Hz, C₁'), 6.59 (d, 4 H, J = 8.4 Hz, C₅' - H), 7.09 (d, 4 H, J = 8.4 Hz, C₄' - H), 7.86 (s broad, 4 H, C₅ - H), 8.07 (s broad, 4 H, C₄ - H). ¹³CRMN (100 Mz, DMSO-d₆, 20 °C): δ (ppm) 33.41 (C₂'), 54.11 (C₁'), 114.97 (C₅'), 121.63, 123.14 (C₅), 124.85, 127.79 (C₃'), 127.90, 130.08 (C₄'), 130.91 (C₄), 133.36 (C₆), 155.84 (C₆'), 162.09 (C₂), 170.80 (COOH). FT - IR (KBr, cm⁻¹): 3379, 2935, 1731, 1697, 1650, 1593, 1573, 1512, 1434,

1400, 1365, 1342, 1253, 1222, 1168, 1130, 952, 860, 810, 748, 644, 597. Elemental analysis calcd (%) for $C_{42}H_{26}N_2O_{10}$: C 70.19, H 3.65, N 3.90; found: C 69.85, H 3.81, N 4.20.

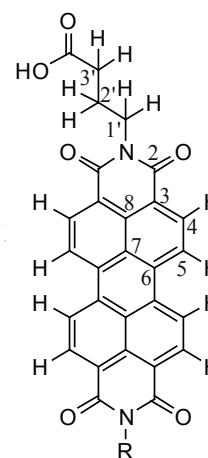
Compound 3f



1H NMR



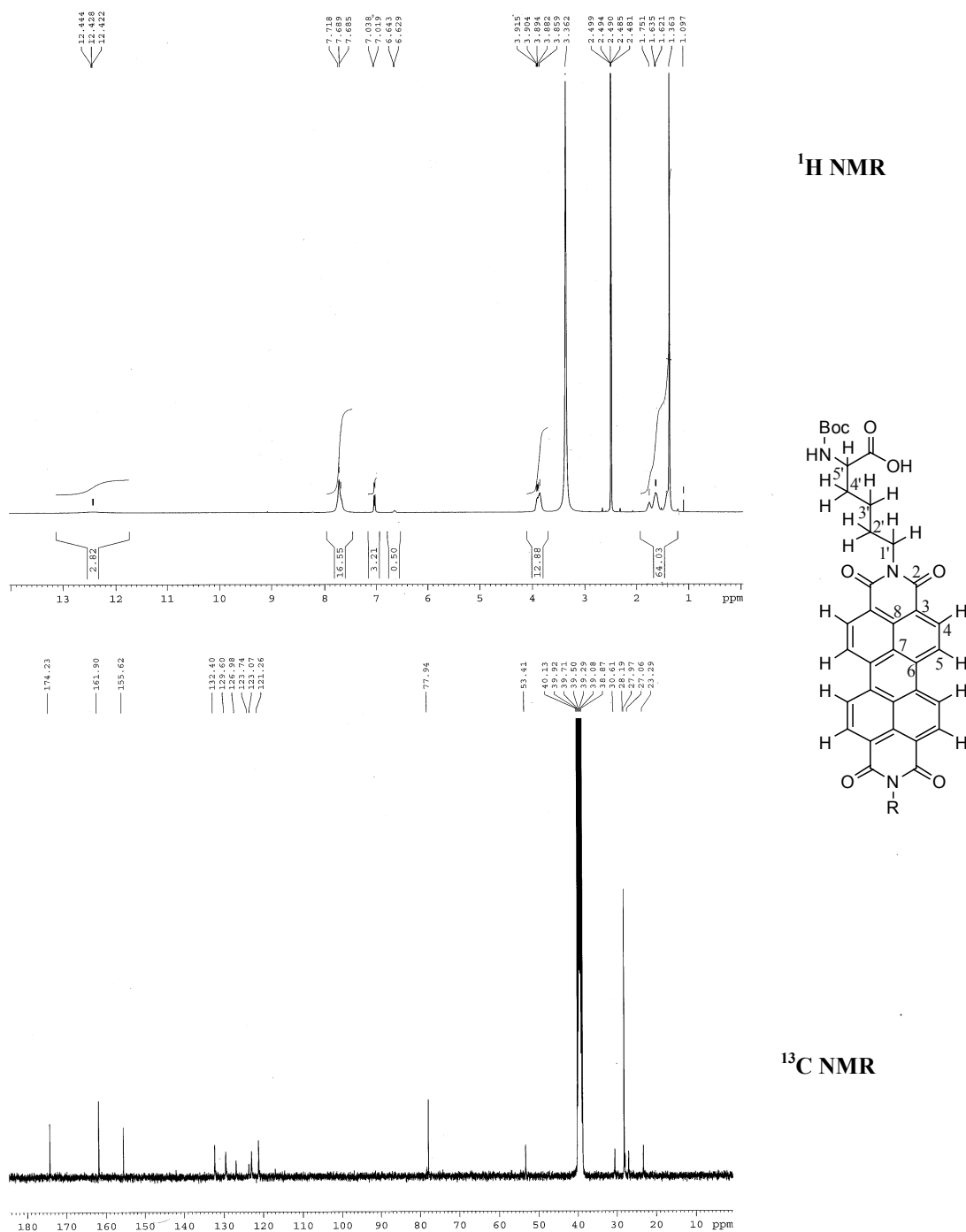
^{13}C NMR



Compound **3f**, yield: 81 %, 1H RMN (400 Mz, DMSO- d_6 , 80 °C): δ (ppm) 1.94 (m, 4 H, $C_{2'}$ - H), 2.35 (t, 4 H, $J = 7.4$ Hz, $C_{3'}$ - H), 4.02 (t, 4 H, $J = 7.2$ Hz, $C_{1'}$ - H), 8.00 (d, 4 H, $J = 8$ Hz, C_4 - H), 8.10 (d, 4 H, $J = 8.4$ Hz, C_5 - H). ^{13}C RMN (100 Mz, DMSO- d_6 , 80 °C): δ (ppm) 22.76 ($C_{3'}$), 31.15 ($C_{2'}$), 39.29 ($C_{1'}$), 122.26, 123.43 (C_5), 125.13, 128.07 (C_8), 130.31 (C_4), 133.47 (C_6), 162.37 (C_2), 173.21 (COOH). FT - IR (KBr, cm^{-1}): 3552, 2927, 2869, 1731, 1693, 1650, 1593, 1577, 1442, 1400, 1384, 1342, 1249, 1164, 1126,

1056, 856, 810, 744. Elemental analysis calcd (%) for $C_{32}H_{22}N_2O_8$: C 68.32, H 3.94, N 4.98; found: C 69.95, H 3.37, N 4.66.

Compound **3g**



Compound **3g**, yield: 90 %, 1H RMN (400 Mz, DMSO- d_6 , 20 °C): δ (ppm) 1.36 (s, 18 H, Me from Boc), 1.40 (m, 4 H), 1.63 (m, 4 H), 1.63 (m, 2 H, $C_{4'}$ - H), 1.75 (m, 2H, $C_{4'}$ - H), 3.89 (m, 6 H, $C_{1'}$ - H e $C_{5'}$ - H), 7.03 (d, 2 H, $J = 7.6$ Hz, N - H), 7.69 (s broad, 8 H, C_4 - H e C_5 - H). ^{13}C RMN (100 Mz, DMSO- d_6 , 20 °C): δ (ppm) 23.29 ($C_{3'}$), 27.06, 28.19 (Me from Boc), 30.61 ($C_{4'}$), 39.71 ($C_{1'}$ ou $C_{5'}$), 53.41 ($C_{1'}$ ou $C_{5'}$), 77.94 ($C(Me)_3$ from Boc), 121.26, 123.07 (C_4 ou C_5), 123.74, 126.98, 129.60 (C_4 ou C_5), 132.40, 155.62

(2C, C=O from Boc), 161.90 (C₂), 174.23 (COOH). FT – IR (KBr, cm⁻¹): 3506, 3355, 2970, 2931, 2866, 1697, 1650, 1593, 1577, 1508, 1442, 1400, 1342, 1249, 1164, 1126, 1087, 1068, 1049, 1018, 856, 810, 744, 628. Elemental analysis calcd (%) for C₄₆H₅₀N₄O₁₂: C 64.93, H 5.92, N 6.58; found: C 63.76, H 5.50, N 6.71.