

## Supporting Information

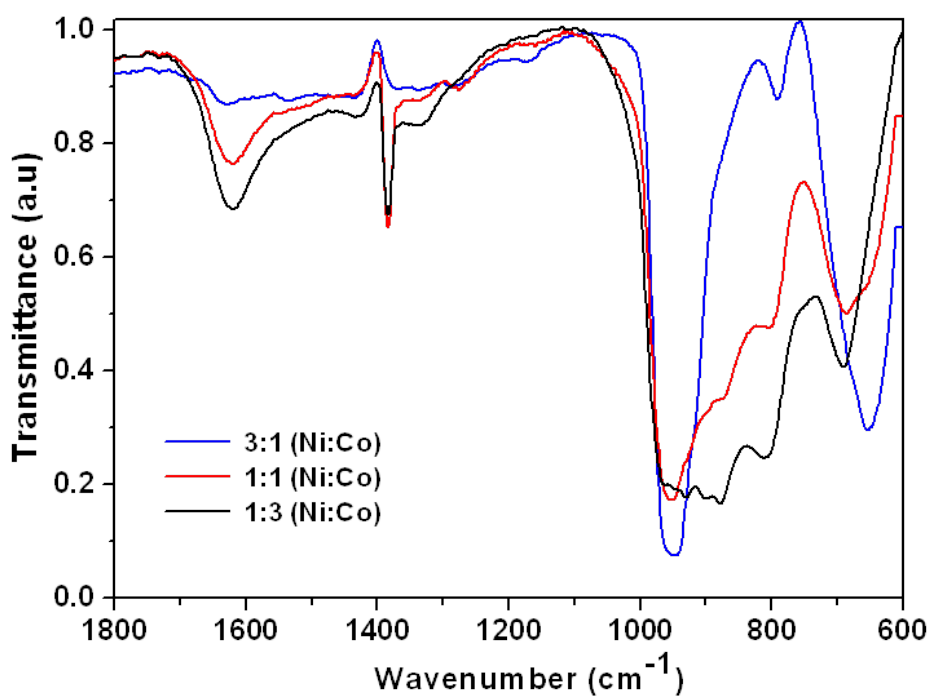
### Synthesis and Improved Electrochemical Performance of Nano $\beta$ -NiMoO<sub>4</sub>-CoMoO<sub>4</sub>.xH<sub>2</sub>O Composites as Electrodes for Asymmetric Supercapacitors

Baskar Senthilkumar,<sup>a,b</sup> Danielle Meyrick,<sup>\*b</sup> Yun-Sung Lee<sup>c</sup> and Ramakrishnan Kalai Selvan<sup>\*a</sup>

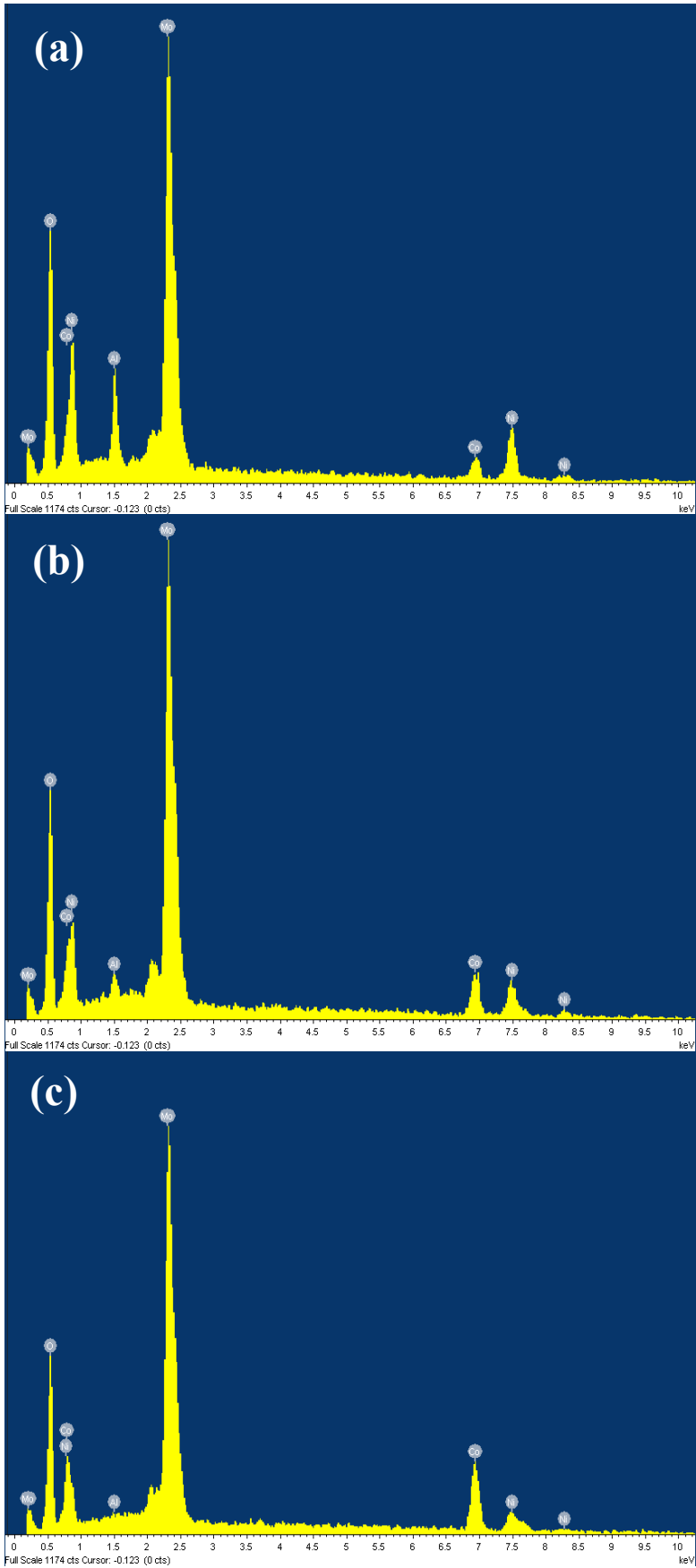
<sup>a</sup> Solid State Ionics & Energy Devices Laboratory, Department of Physics, Bharathiar University, Coimbatore 641 046, India. Tel: +91-422-2428446; E-mail: [selvankram@buc.edu.in](mailto:selvankram@buc.edu.in)

<sup>b</sup> School of Chemical and Mathematical Sciences, Murdoch University, Murdoch, WA 6150, Australia. E-mail: [d.meyrick@murdoch.edu.au](mailto:d.meyrick@murdoch.edu.au)


<sup>c</sup> Faculty of Applied Chemical Engineering, Chonnam National University, Gwangju 500-757, Korea




**Fig. S1** FTIR spectrum of combustion synthesized NiMoO<sub>4</sub>-CoMoO<sub>4</sub>.xH<sub>2</sub>O nanocomposites with Ni:Co ratio of 3:1 (a), 1:1 (b) and 1:3 (c).




**Fig. S2** EDS pattern of combustion synthesized  $\text{NiMoO}_4\text{-CoMoO}_4\cdot x\text{H}_2\text{O}$  nanocomposites with Ni:Co ratio of 3:1 (a), 1:1 (b) and 1:3 (c).



**Fig. S3** Elemental mapping of combustion synthesized  $\text{NiMoO}_4\text{-CoMoO}_4\cdot x\text{H}_2\text{O}$  nanocomposites with Ni:Co ratio of 3:1.



**Fig. S4** Elemental mapping of combustion synthesized  $\text{NiMoO}_4\text{-CoMoO}_4\cdot x\text{H}_2\text{O}$  nanocomposites with Ni:Co ratio of 1:1.



**Fig. S5** Elemental mapping of combustion synthesized  $\text{NiMoO}_4\text{-CoMoO}_4\cdot x\text{H}_2\text{O}$  nanocomposites with Ni:Co ratio 1:3.