

Electronic Supplementary Information

Morphology-controlled fabrication of hierarchical mesoporous NiCo₂O₄ micro-/nanostructures and their intriguing application in electrochemical capacitors

*Le Yu,^{b, c} Haobin Wu,^b Tian Wu,^{*a} and Changzhou Yuan ^{*b, d}*

^a College of Chemistry and Life Sciences, Hubei University of Education, Wuhan 430205, (PR China)

^b School of Chemical and Biomedical Engineering, Nanyang Technological University, 62 Nanyang Drive, Singapore, 637459, (Singapore)

^c Nanyang Environment and Water Research Institute, Nanyang Technological University, 1 Cleantech Loop, Singapore, 637141, (Singapore)

^d School of Materials Science & Engineering, Anhui University of Technology, Ma'anshan, 243002, (PR China)

Email: twu@whu.edu.cn (T. Wu), ayuan cz@163.com (C. Yuan)




Fig. S1 FESEM images of the Co-based precursor obtained using the mixed solvent of EtOH/H₂O (30mL/30mL) (a), and EtOH as the solvent (b). Ni-based precursor structures obtained using the mixed solvent of EtOH/H₂O (30mL/30mL) (c), and EtOH as the solvent (d).

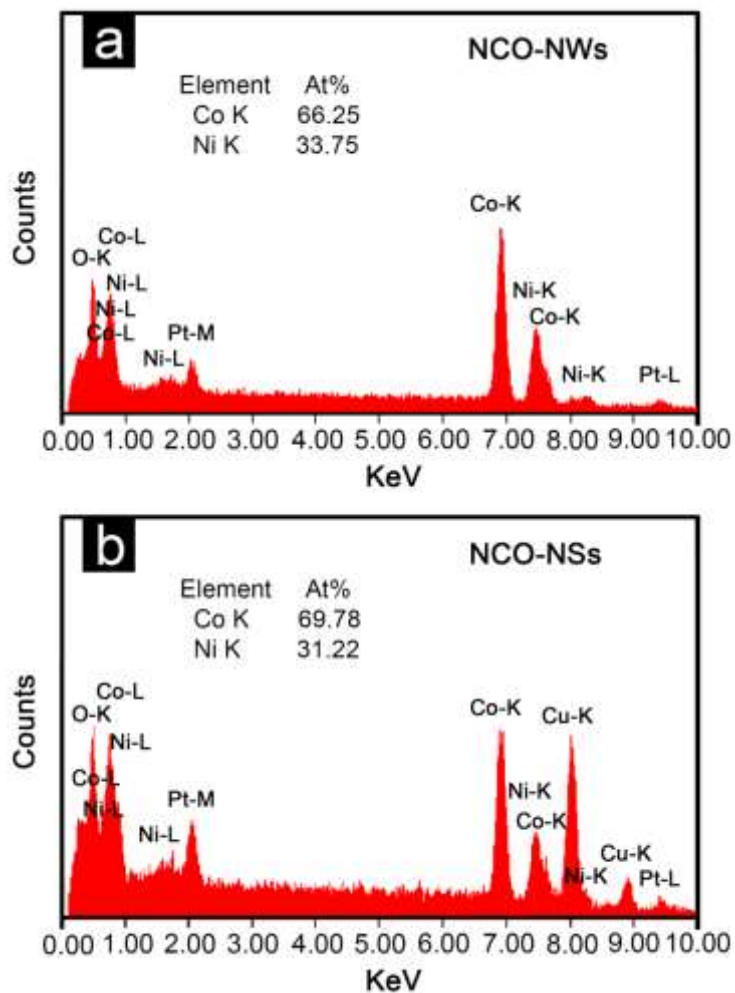


Fig. S2 EDX spectra of (a) the NCO-NWs and (b) the NCO-NSs.

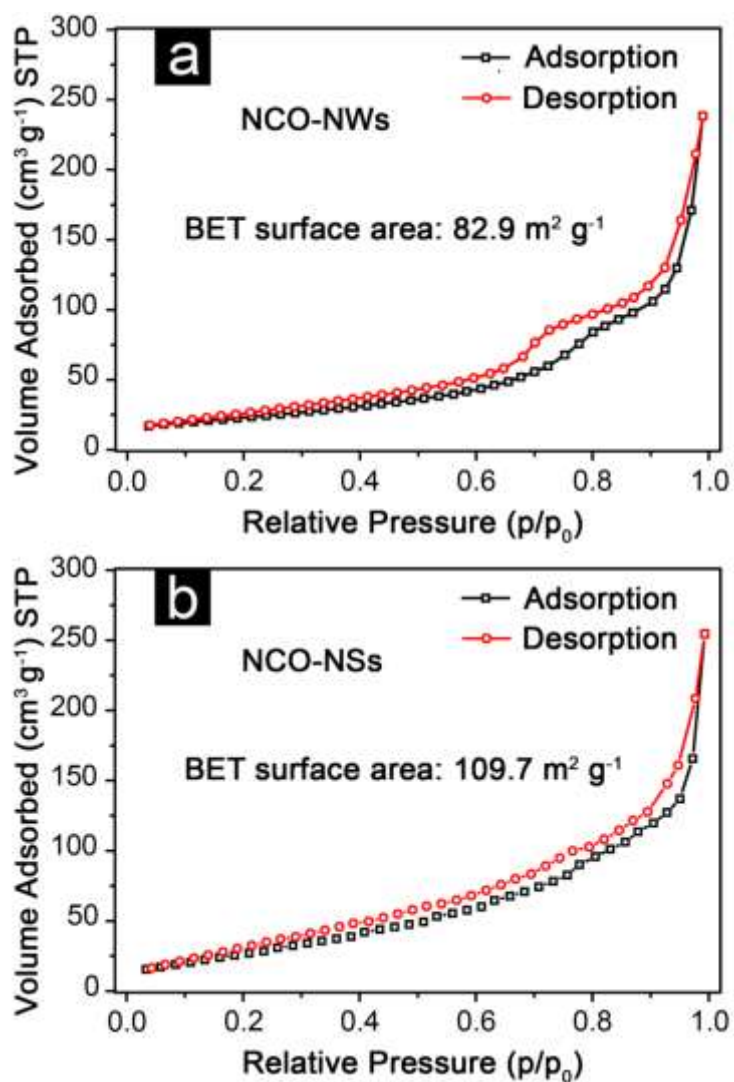


Fig. S3 N₂ adsorption-desorption isotherms at 77 K of (a) the NCO-NWs and (b) the NCO-NSs.