

A greener approach toward gadolinium-based contrast agents

Thais P. Gazzzi, Luiz A. Basso, Diógenes S. Santos* and Pablo Machado*

Instituto Nacional de Ciência e Tecnologia em Tuberculose, Centro de Pesquisas em Biologia Molecular e Funcional, Programa de Pós-Graduação em Biologia Celular e Molecular, Pontifícia Universidade Católica do Rio Grande do Sul, 90619-900, Porto Alegre, RS, Brazil

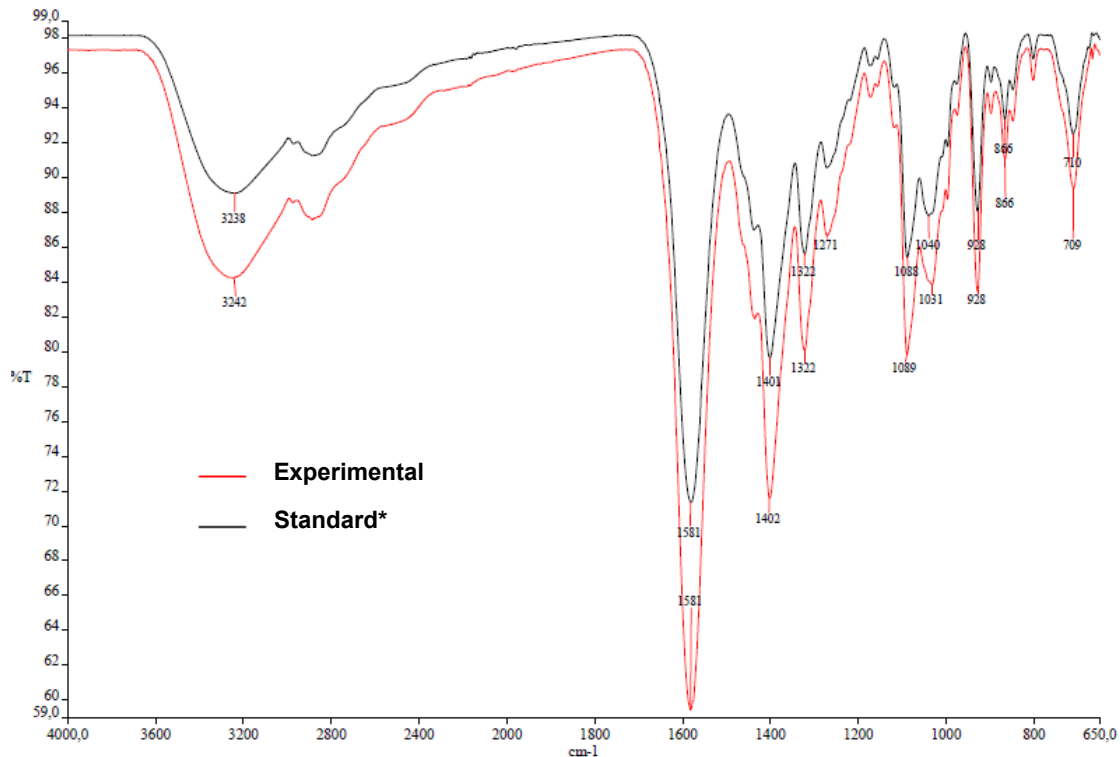
Phone/Fax: +55 51 3320 3629

E-mail: diogenes@pucrs.br (D.S. Santos); pablo.machado@pucrs.br (P. Machado)

Contents:

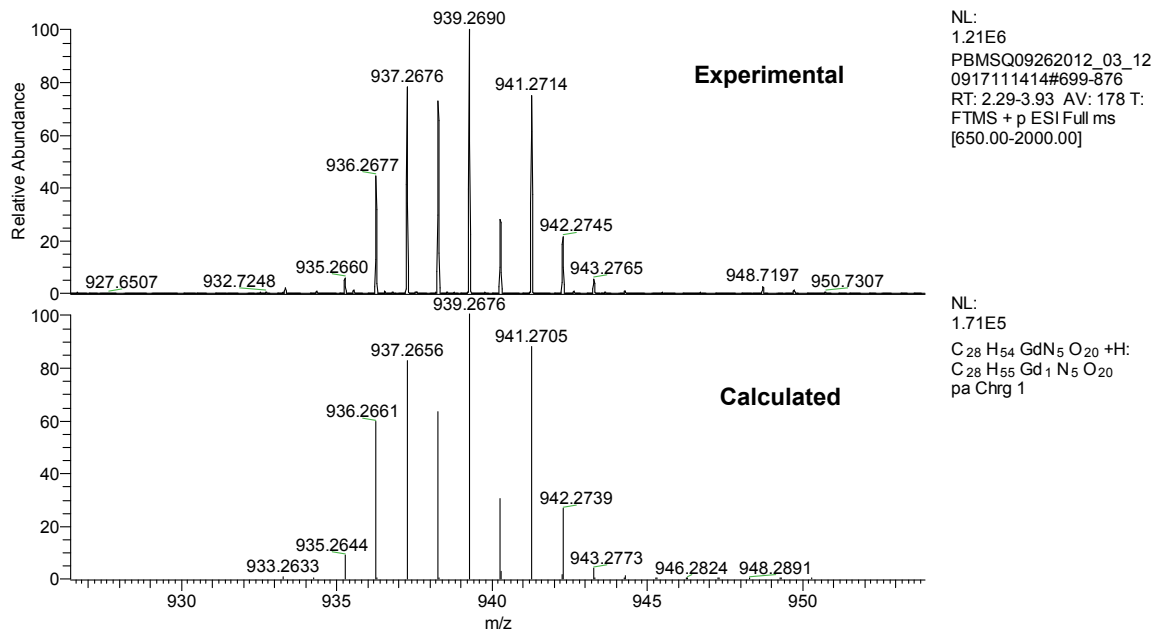
1. FTIR and mass spectra of products Gd-DTPA (**2**) and Gd-DOTA (**3**)

FTIR spectrum (UATR) for gadopentate dimeglumine (2)

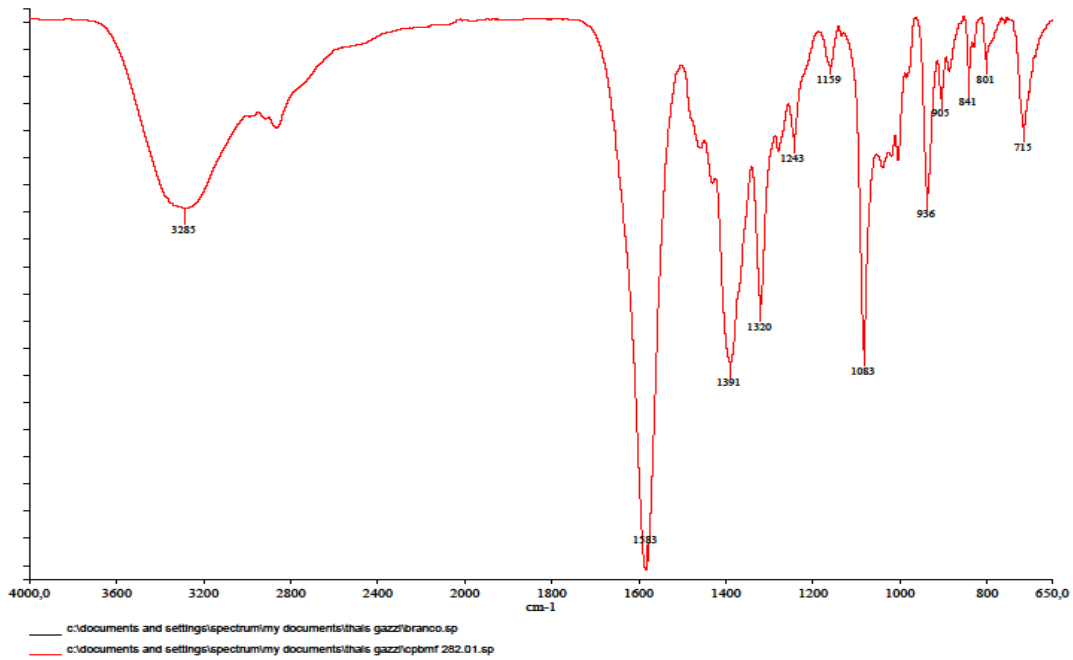


*Gadopentate de dimeglumine 99.5% pure from Zhejiang Chemline International co., LTD, China.

High-resolution mass spectrum for gadopentate dimeglumine (2)



FTIR spectrum (UATR) for gadoterate meglumine (3)



High-resolution mass spectrum gadoterate meglumine (3)

