

Microwave hydrothermal synthesis and gas sensing application of porous ZnO core-shell microstructures

Xiaowei Li^a, Xin Zhou^a, Yang Liu^a, Peng Sun^{*a}, Kengo Shimanoe^b, Noboru Yamazoe^b and

Geyu Lu^{*a}

a. State Key Laboratory on Integrated Optoelectronics, College of Electronic Science and Engineering, Jilin University, Changchun, 130012, People's Republic of China. Fax: +86 431 85167808; Tel: +86 431 8516780; E-mail: spmaster2008@163.com, luyg@jlu.edu.cn

b. Department of Energy and Material Sciences Faculty of Engineering Sciences, Kyushu University, Kasuga-shi, Fukuoka 816-8580, Japan.

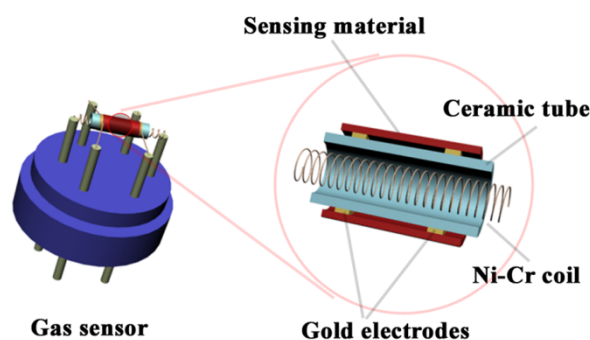


Fig. S1† Schematic structure of gas sensor

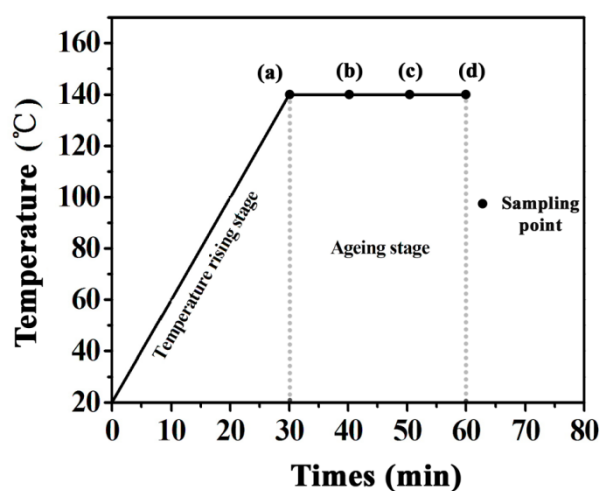


Fig S2† Predefined temperature curve during the synthesis of ZnO powders and sampling point.




Fig S3† TEM images of the products obtained at different reaction stage after heat treatment.