

Characterization of the Binding of the Finland Trityl Radical with Bovine Serum Albumin

Yuguang Song,^{†,‡} Yangping Liu,^{†,‡,*} Wenbo Liu,[†] Frederick A. Villamena,^{‡,§} and Jay L. Zweier^{‡,*}

*[†]Tianjin Key Laboratory on Technologies Enabling Development of Clinical Therapeutics and
Diagnostics, School of Pharmacy, Tianjin Medical University, Tianjin 300070, China.*

*[‡]The Davis Heart and Lung Research Institute, the Division of Cardiovascular Medicine,
Department of Internal Medicine, The Ohio State University, Columbus, OH, 43210, United States.*

*[§]Department of Pharmacology, College of Medicine, The Ohio State University, Columbus, Ohio
43210, United States.*

*Corresponding authors: Yangping Liu and Jay L. Zweier

Email: ypliu@iccas.ac.cn, jay.zweier@osumc.edu

10th December 2015

Note added after first publication: This Supplementary Information file replaces that originally published on 30th September 2014. Due to an editorial error, a different file provided by the authors was mistakenly uploaded.

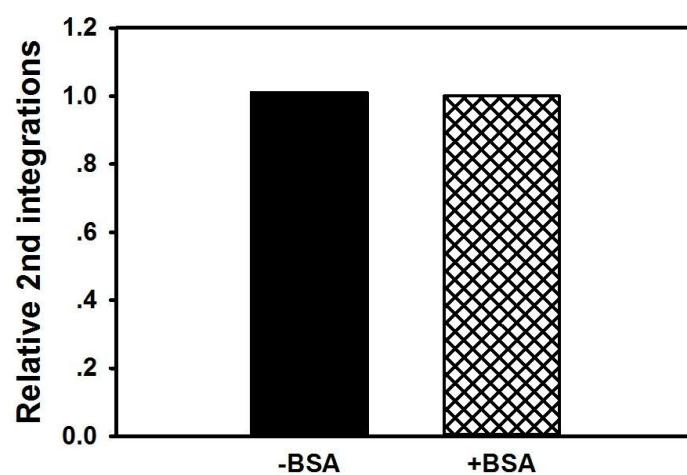


Figure S1. Double integrations of the EPR signals of CT-03 (20 μM) in the absence and presence of BSA (100 μM) in PBS.

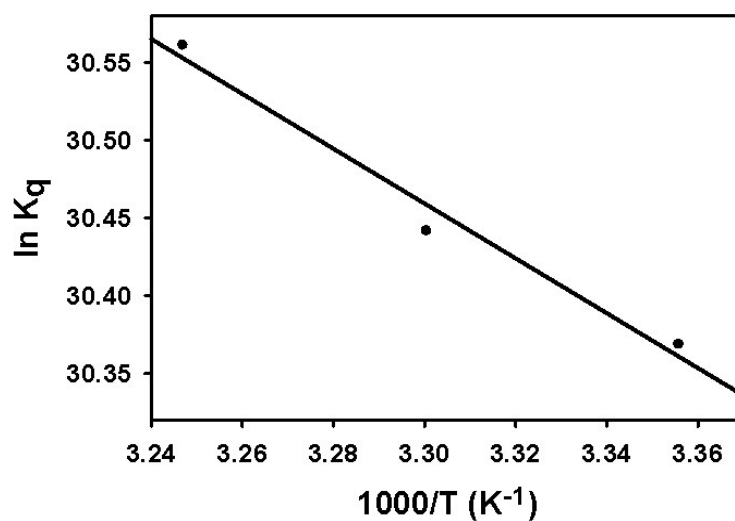


Figure S2. Arrhenius plot of CT-03 and BSA system at pH 7.4 at 298K.

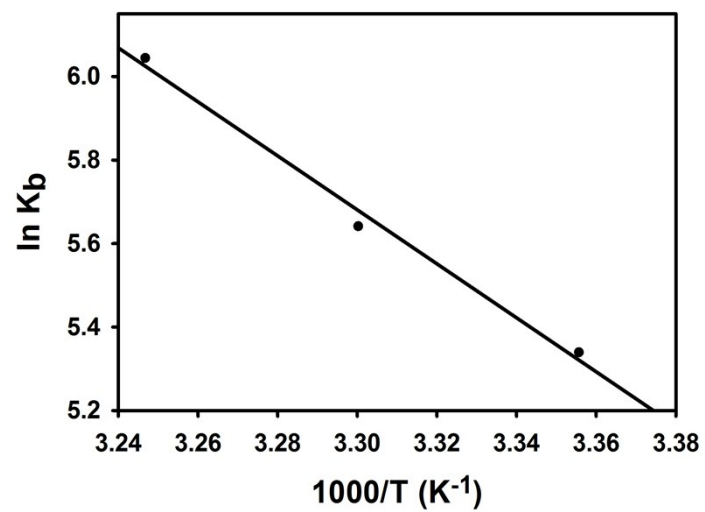


Figure S3. Van's Hoff plot for the interaction of CT-03 and BSA at 298K.

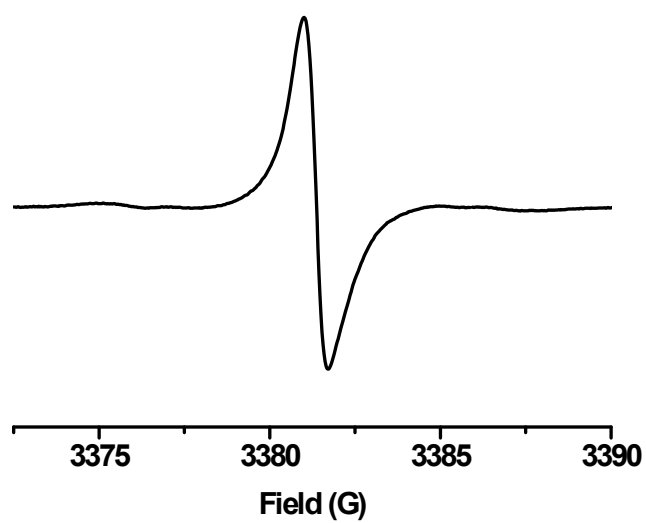


Figure S4. EPR spectrum of CT-03 (50 μ M) with a linewidth of 710 mG in frozen PBS at 233K.