

Cite this: DOI: 10.1039/c4ra04904g

PAPER

www.rsc.org/advances

TiO₂/ZnO nanocomposite, ZnO/ZnO bi-level nanostructure and ZnO nanorod arrays: microstructure and time-affected wettability change in ambient conditions

Yangsi Liu,^{*a} Weiwei Chen,^b Shanghai Wei^a and Wei Gao^a

Received (in XXX, XXX) 24th May 2014, Accepted 12th June 2014

DOI: 10.1039/c4ra04904g

Supporting information

Fig. S1 is the HRTEM images of 0.5ZZ.

Fig. S2 is the Raman spectrum of 4TZ.

Fig. S3 is the CA of ZNRs after O₂ treatment for (a) 7 days and (b) 14 days.

Fig. S4 is the CA of (a) ZNRs, (b) 4TZ and (c) 2ZZ after soaking in acetone for 45h.

Fig. S5 is the CA of (a) ZNRs, (b) 4TZ and (c) 2ZZ after soaking in ethanol for 22h.




Fig. S1 HRTEM images of 0.5ZZ.

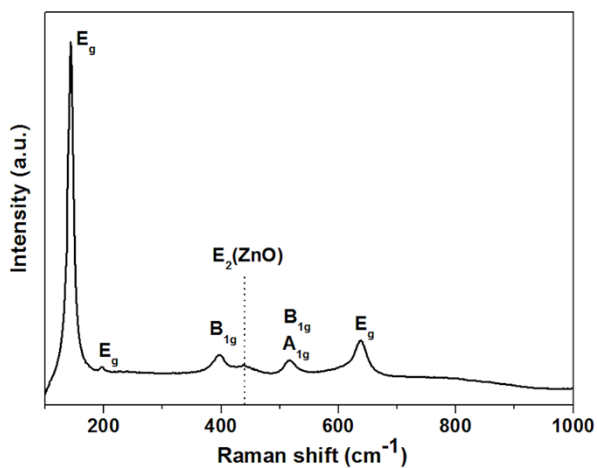


Fig. S2 Raman spectrum of 4TZ.




Fig. S3 CA of ZNRs after O₂ treatment for (a) 7 days and (b) 14 days.




Fig. S4 CA of (a) ZNRs, (b) 4TZ and (c) 2ZZ after soaking in acetone for 45h.




Fig. S5 CA of (a) ZNRs, (b) 4TZ and (c) 2ZZ after soaking in ethanol for 22h.

Notes

^a Department of Chemical and Materials Engineering, the University of Auckland, Private Bag 92019, Auckland 1142, New Zealand. Fax: +64 9 3737463; Tel: +64 9 3737599 ext. 89840; E-mail: yliu403@aucklanduni.ac.nz

^b School of Materials Science and Engineering, Beijing Institute of Technology, Beijing 100081, China