

## Supplementary Information

### **Silver@Graphene Oxide Nanocomposite-Based Optical Sensor Platform for Biomolecules**

**Khosro Zangeneh Kamali,<sup>1</sup> Alagarsamy Pandikumar,<sup>1\*</sup> Gandhi Sivaraman,<sup>2</sup> Hong Ngee Lim,<sup>3</sup> Stephen Paul Wren,<sup>4</sup> Tong Sun,<sup>4</sup> Nay Ming Huang<sup>1\*</sup>**

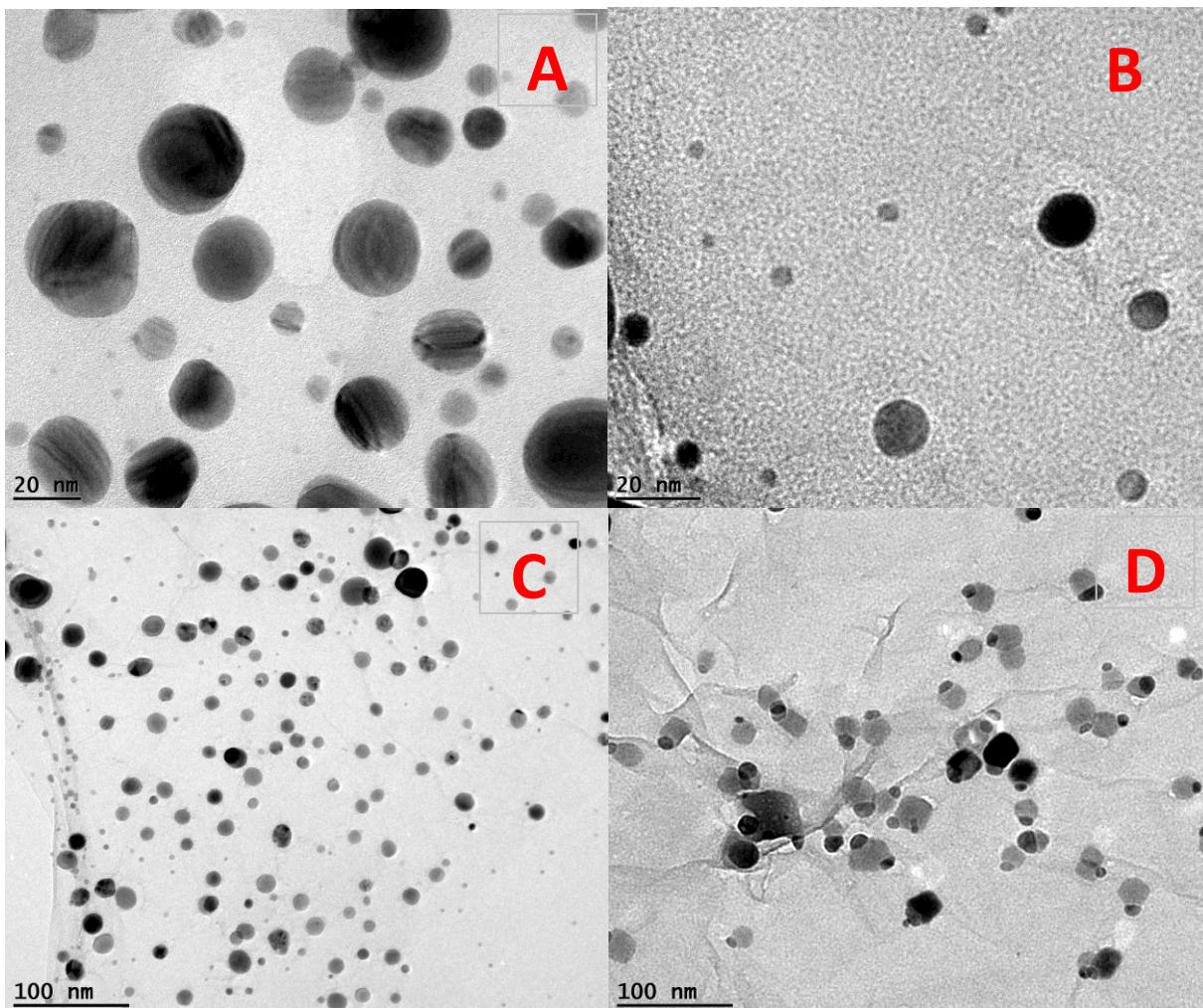
<sup>1</sup>Low Dimensional Materials Research Centre, Department of Physics, Faculty of Science, University of Malaya, 50603 Kuala Lumpur, Malaysia.

<sup>2</sup>School of Chemistry, Madurai Kamaraj University, Madurai-625021, India.

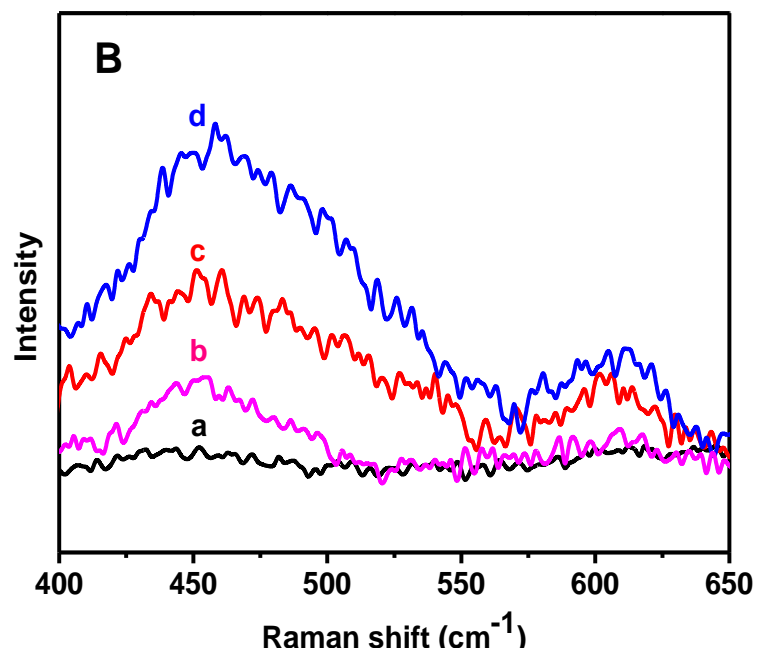
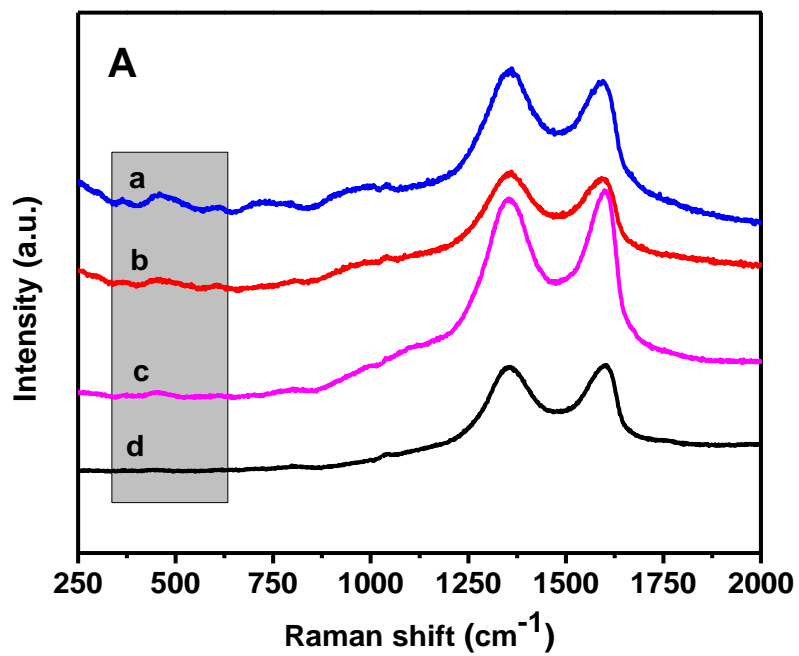
<sup>3</sup>Department of Chemistry, Faculty of Science, Universiti Putra Malaysia, 43400 UPM Serdang, Selangor, Malaysia.

<sup>4</sup>School of Engineering and Mathematical Sciences, City University London, London EC1V0HB, United Kingdom.

Corresponding author's: [huangnayming@um.edu.my.com](mailto:huangnayming@um.edu.my.com) (Nay Ming Huang ),  
[pandikumarinbox@gmail.com](mailto:pandikumarinbox@gmail.com) (Alagarsamy Pandikumar),



**Fig. S1:** TEM images of (A) as-prepared Ag@GO nanocomposite and after addition of (B) AA, (C) UA, and (D) DA.



**Fig. S2:** Raman spectra of (a) Ag@GO and (b) Ag@GO with 1  $\mu\text{M}$  addition of (b) DA, (c) UA, and (d) AA.