

Examining the Compatibility of Collagen and Polythiophene for the Preparation of Bioactive Platforms

Jorge Soto-Delgado,^{a,b} Juan Torras,^{b,*} Luis J. del Valle,^c Francesc Estrany,^{d,*} and Carlos Alemán^{c,e,*}

^a Departamento de Ciencias Químicas, Facultad de Ciencias Exactas, Universidad Andrés Bello, Quillota 980, Viña del Mar, Chile

^b Departament d'Enginyeria Química, Escola d'Enginyeria d'Igualada, Universitat Politècnica de Catalunya, Av. Pla de la Massa 8, Igualada 08700, Spain

^c Departament d'Enginyeria Química, E. T. S. d'Enginyeria Industrial de Barcelona, Universitat Politècnica de Catalunya, Diagonal 647, Barcelona E-08028, Spain

^d Departament d'Enginyeria Química, Escola Universitària d'Enginyeria Tècnica Industrial de Barcelona, Universitat Politècnica de Catalunya, Comte d'Urgell 187, 08036 Barcelona, Spain

^e Center for Research in Nano-Engineering, Universitat Politècnica de Catalunya, Campus Sud, Edifici C', C/Pasqual i Vila s/n, Barcelona E-08028, Spain

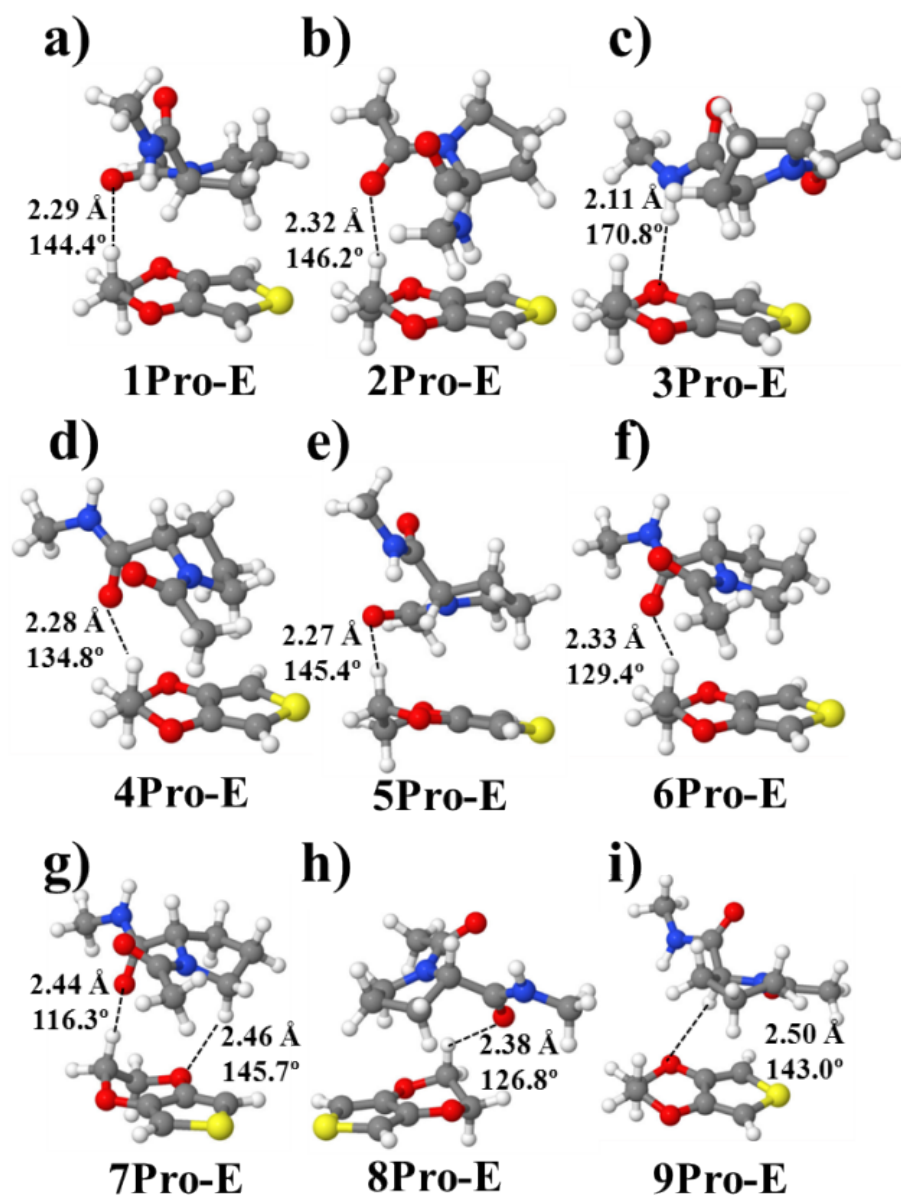


Figure S1. Representation of the EDOT...Ac-L-Pro-NMe complexes optimized at the PCM-MP2/6-31+G(d,p) level in chloroform solution. Structural parameters and relative energies are provided in Table 3.

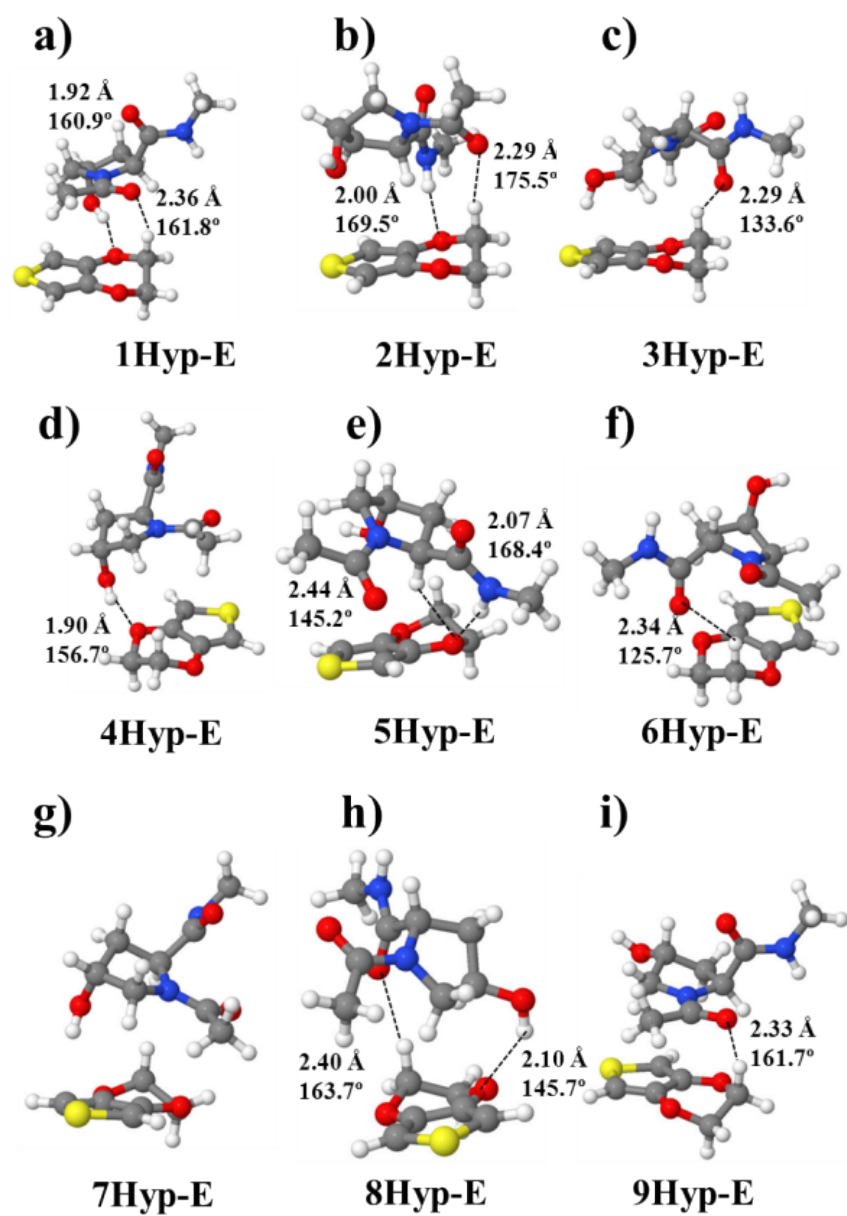


Figure S2. Representation of the EDOT...Ac-L-Hyp-NMe complexes optimized at the PCM-MP2/6-31+G(d,p) level in chloroform solution. Structural parameters and relative energies are provided in Table 3.

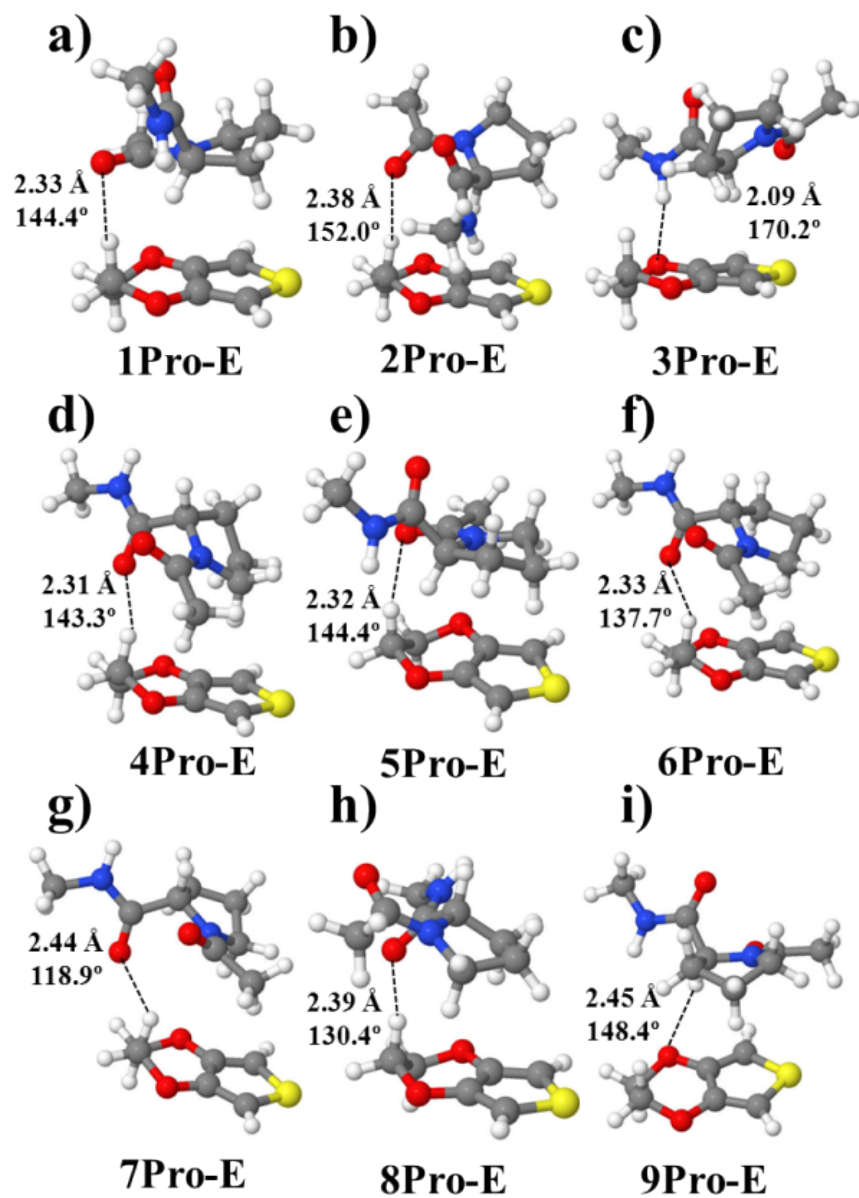


Figure S3. Representation of the EDOT...Ac-L-Pro-NMe complexes optimized at the PCM-MP2/6-31+G(d,p) level in water. Structural parameters and relative energies are provided in Table 4.

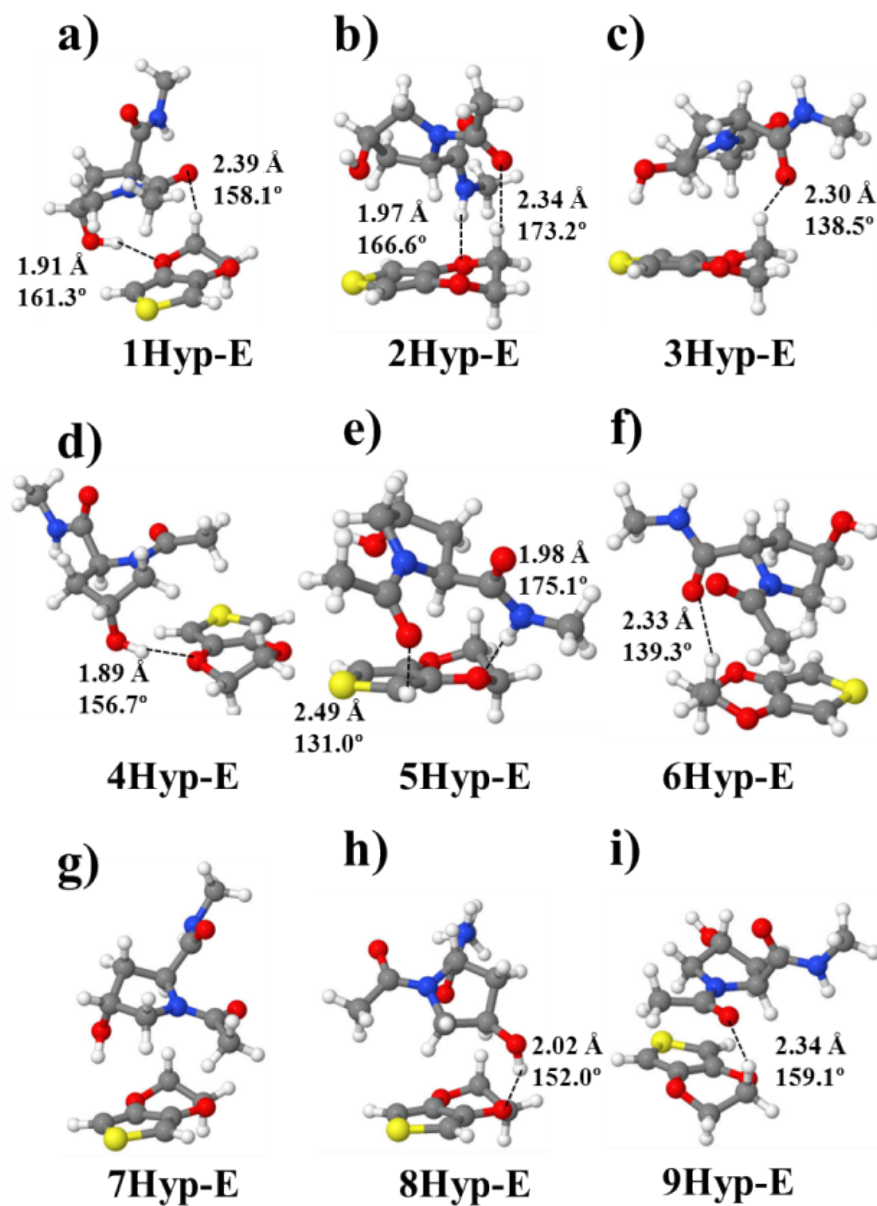


Figure S4. Representation of the EDOT...Ac-L-Hyp-NMe complexes optimized at the PCM-MP2/6-31+G(d,p) level in water. Structural parameters and relative energies are provided in Table 4.

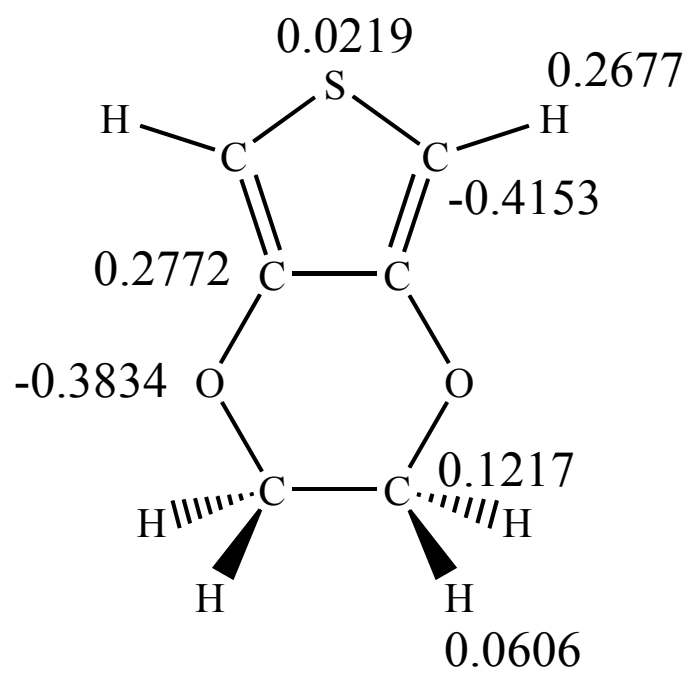


Figure S5. ESP charges of EDOT monomer.