

Morphologies and Dynamics of Linear ABC Triblock Copolymers with Different Block Sequences

Yang Zhou,^{a,*} Xinping Long,^c Xianggui Xue,^a Wen Qian,^a and Chaoyang Zhang^a

^a Institute of Chemical Materials, Chinese Academy of Engineering and Physics, Mianyang, 621900; ^b The 1st Affiliated Hospital of Dalian Medical University, Dalian, 116000; ^c Chinese Academy of Engineering and Physics, Mianyang, 621900, China. E-mail: xia_honggang@126.com (H.X.) and zhouy@caep.cn (Y.Z.).

Supporting Information

Figure Legends

Figure S1. Morphological phase diagrams of linear triblocks, taking *l*-ABC (4-4-4) as a starting point. Color scheme in the snapshots: A (red), B (blue), C (green).

Figure S2. Morphological phase diagrams of linear triblocks, taking *l*-ABC (8-8-8) as a starting point. Color scheme in the snapshots: A (red), B (blue), C (green).

Figure S3. Morphological phase diagrams of linear triblocks, taking *l*-ACB (4-4-4) as a starting point. Color scheme in the snapshots: A (red), B (blue), C (green).

Figure S4. Morphological phase diagrams of linear triblocks, taking *l*-ACB (8-8-8) as a starting point. Color scheme in the snapshots: A (red), B (blue), C (green).

Figure S5. Morphological phase diagrams of linear triblocks, taking *l*-BAC (4-4-4) as a starting point. Color scheme in the snapshots: A (red), B (blue), C (green).

Figure S6. Morphological phase diagrams of linear triblocks, taking *l*-BAC (8-8-8) as a starting point. Color scheme in the snapshots: A (red), B (blue), C (green).

Figure S1.

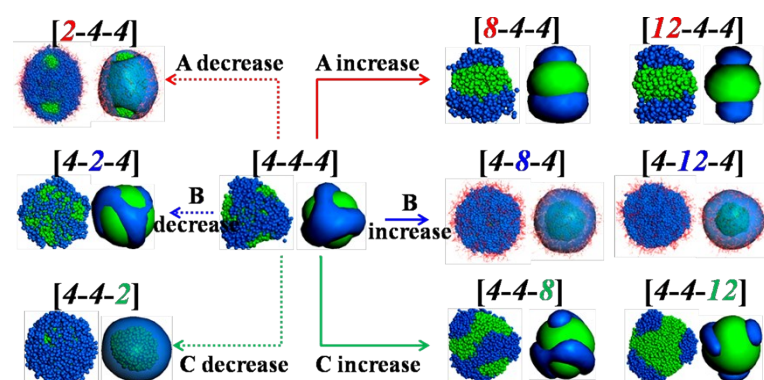


Figure S2.

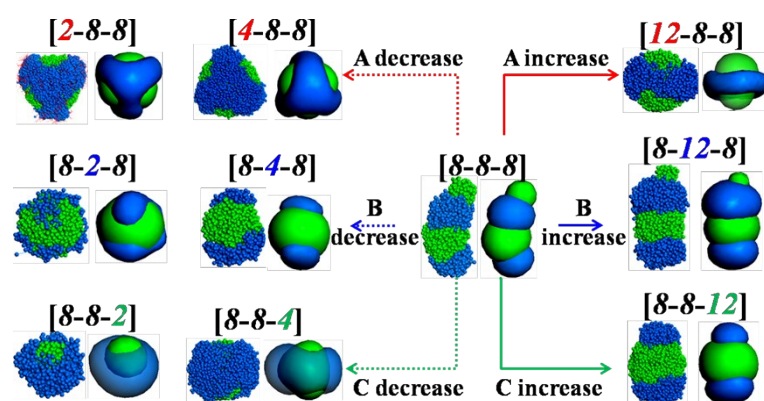


Figure S3.

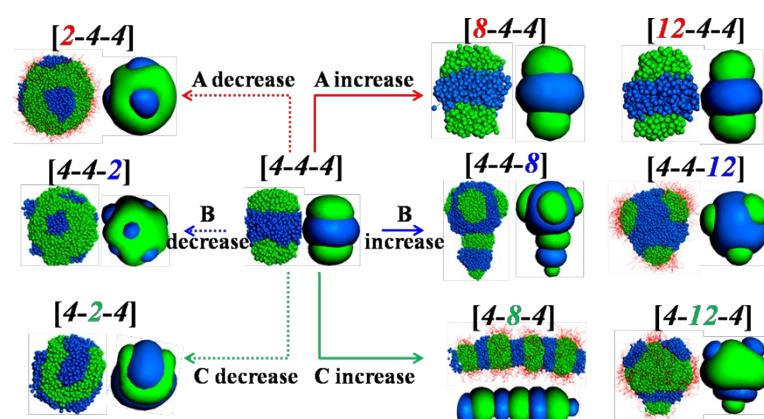


Figure S4.

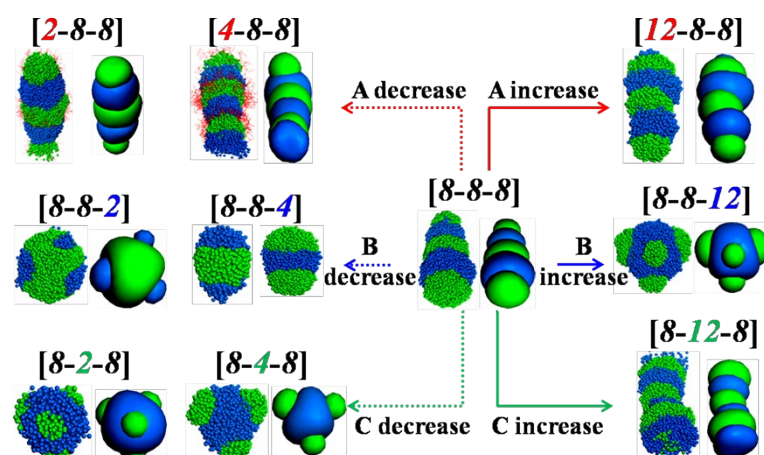


Figure S5.

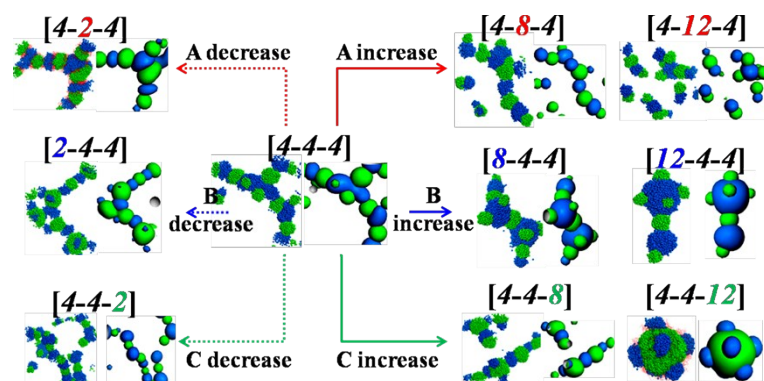


Figure S6.

