

Electronic Supplementary Information (ESI)

Facile synthesis of Co_3O_4 with different morphology and their application in supercapacitors

Tian Ouyang, Kui Cheng*, Shuying Kong, Ke Ye, Yinyi Gao, Dingfu Zhang, Guiling

Wang, Dianxue Cao *

Key Laboratory of Superlight Material and Surface Technology of Ministry of

Education, College of Material Science and Chemical Engineering, Harbin

Engineering University, Harbin, 150001, P.R.China

E-mail: chengkui@hrbeu.edu.cn; caodianxue@hrbeu.edu.cn

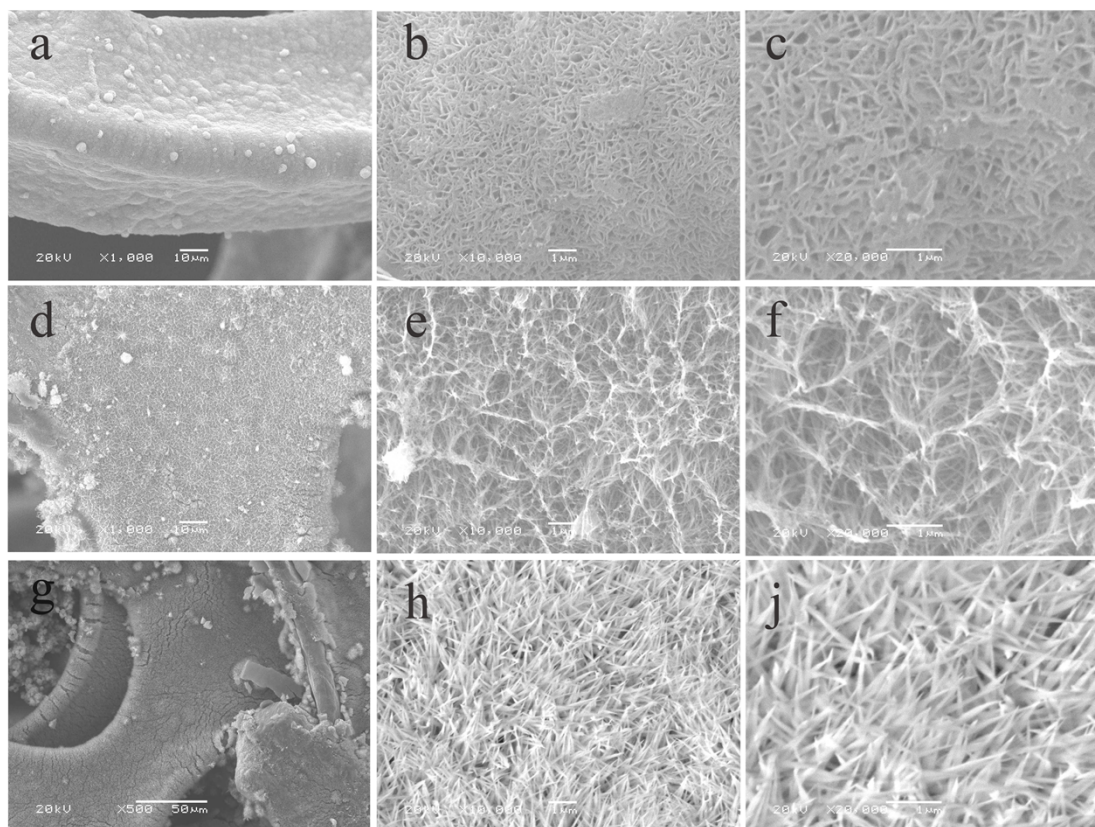


Figure S1 SEM images of E- Co_3O_4 (a~c), EW- Co_3O_4 (d~f) and W- Co_3O_4 (g~j) .

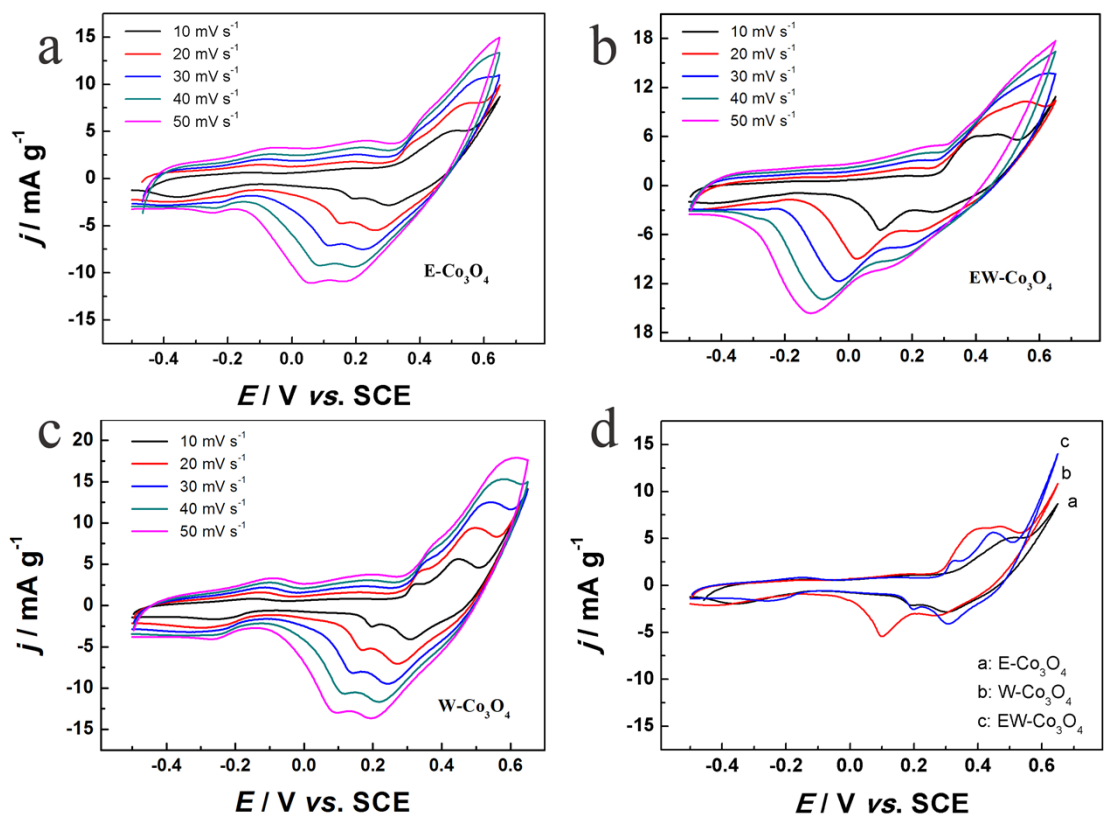


Figure S2. Cyclic voltammograms of E- Co_3O_4 (a), EW- Co_3O_4 (b) and W- Co_3O_4 (c) (pressed into a nickel foam) in 3.0 mol L^{-1} KOH solution at different scan rates, respectively. (d) The Cyclic voltammograms comparison of the three samples.

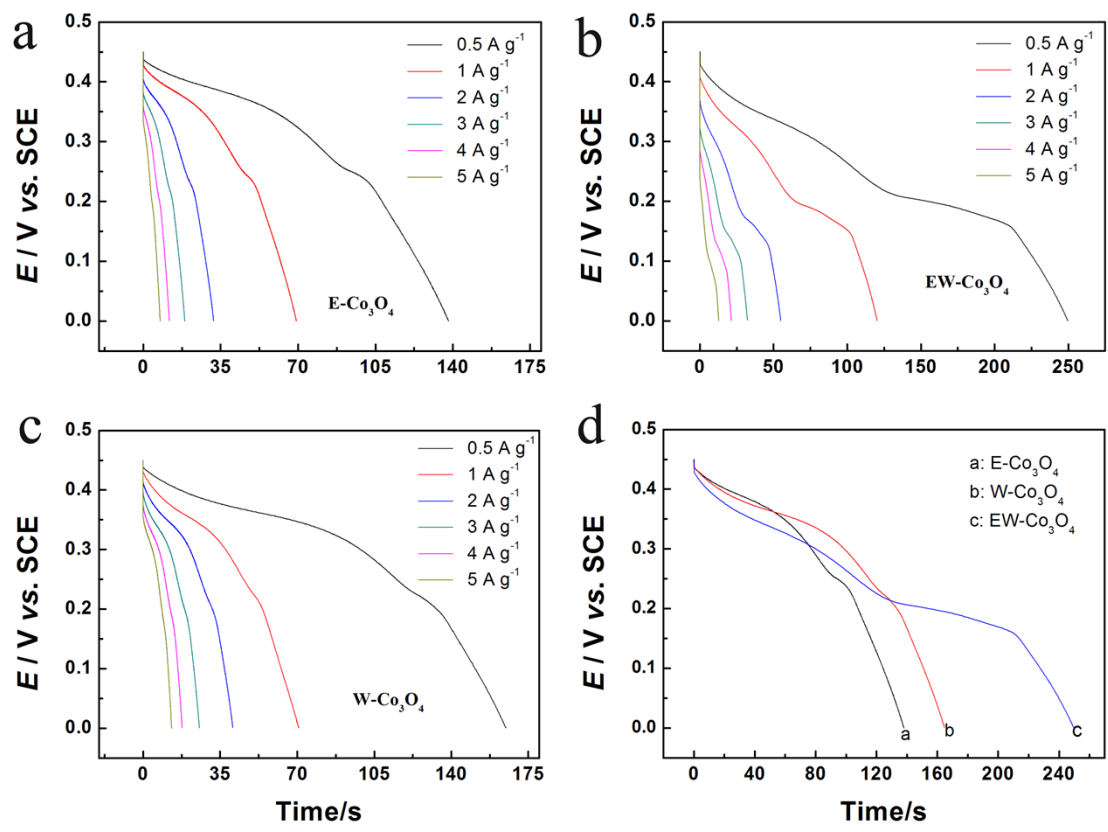


Figure S3 The discharge curves of of E-Co₃O₄ (a), EW-Co₃O₄ (b) and W-Co₃O₄ (c) (pressed into a nickel foam) in 3.0 mol L⁻¹ KOH solution at different scan rates, respectively. (d) The discharge curves comparison of the three samples.

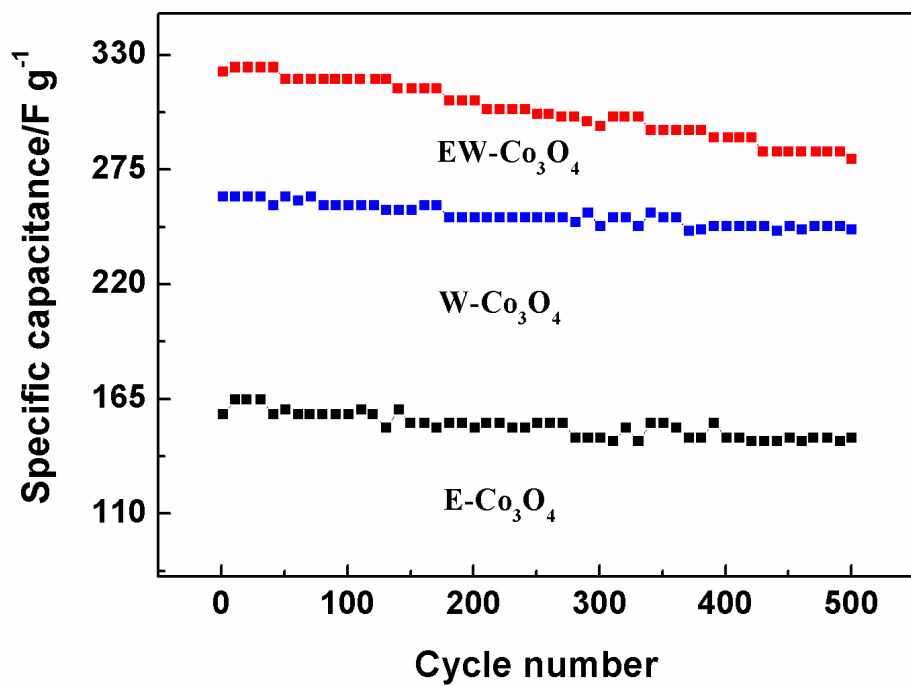


Figure S4. The discharge specific capacitance of the three sample for 500 cycles at 1 A g⁻¹ in 3.0 mol L⁻¹ KOH solution.