

Supplementary Material (ESI) for *Soft Matter*  
This journal is © The Royal Society of Chemistry 2011

1

# Electronic Supporting Information (ESI)

## The Interaction of Cubosomes with Supported Phospholipid Bilayers using Neutron Reflectometry and QCM-D

*Hsin-Hui Shen*<sup>1\*</sup>, *Patrick G. Hartley*<sup>1</sup>, *Michael James*<sup>2,3</sup>, *Andrew Nelson*<sup>2</sup>, *Hugo Defendi*<sup>1</sup> and *Keith M. McLean*<sup>1</sup>

<sup>1</sup> CSIRO Materials Science and Engineering, Bayview Avenue, Clayton, VIC 3168, Australia

<sup>2</sup> The Bragg Institute, Australian Nuclear Science and Technology Organization (ANSTO), New Illawarra Rd, Lucas Heights, NSW 2234, Australia

<sup>3</sup> School of Chemistry, University of New South Wales, Kensington, NSW 2052, Australia

\*Corresponding author: Fax: +61-3-95458106; Tel: +61-3-95458108;

Email: [hsin-hui.shen@csiro.au](mailto:hsin-hui.shen@csiro.au)

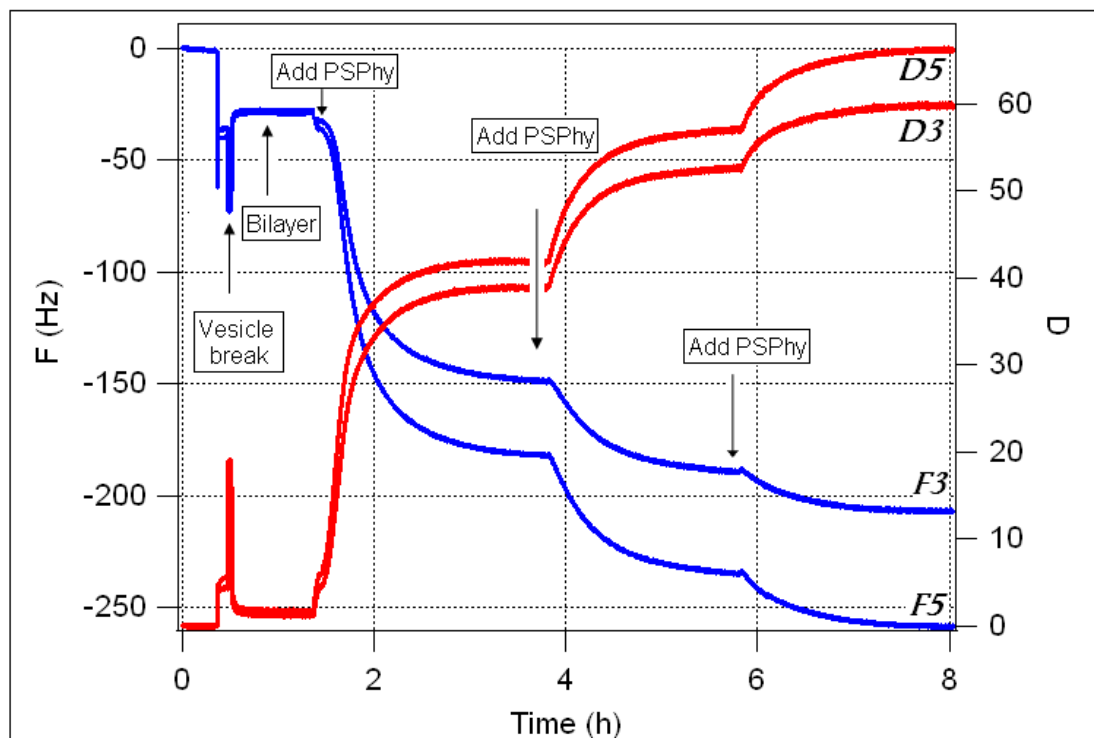
### Content:

Figure S1: Neutron reflectivity profiles of phytantriol cubosomes interact with d<sub>31</sub>-POPC bilayer.

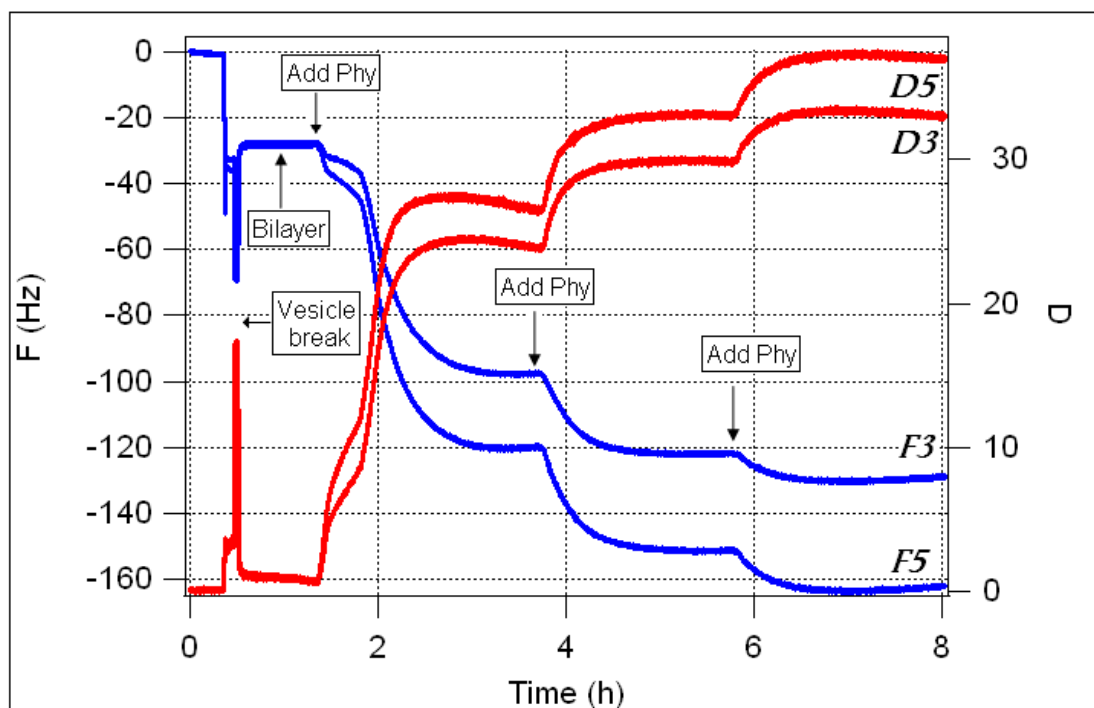
Figure S2: Neutron reflectivity profiles of DPPS:phytantriol cubosomes interact with d<sub>31</sub>-POPC bilayer.

Supplementary Material (ESI) for *Soft Matter*  
This journal is © The Royal Society of Chemistry 2011

**Figure 1.** QCM-D measurements following the adsorption of Phy and PPhy cubosomes to an adsorbed POPC bilayer.



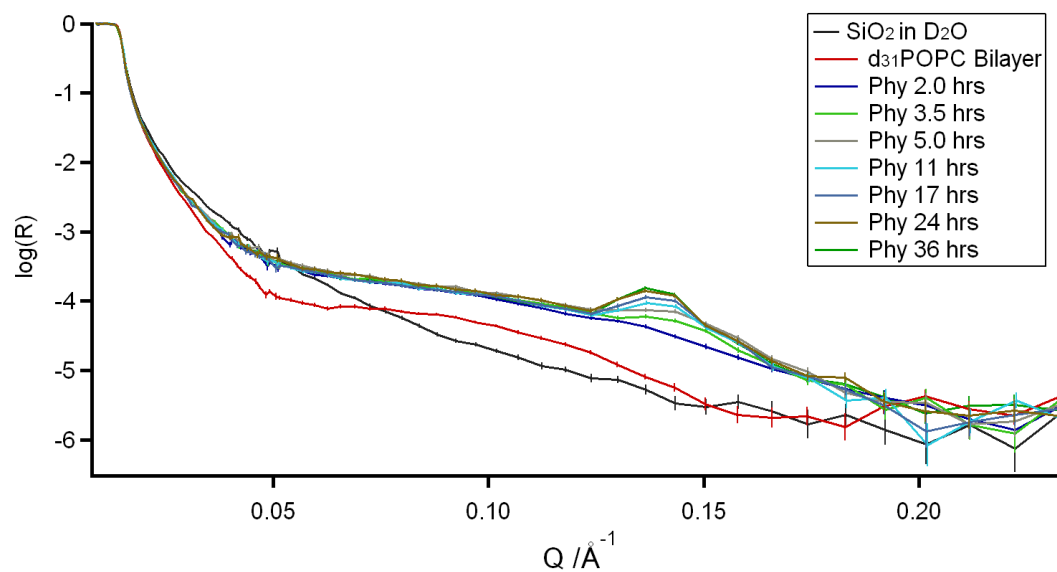
(a)



(b)

Supplementary Material (ESI) for *Soft Matter*  
This journal is © The Royal Society of Chemistry 2011

**Figure S2.** Neutron reflectivity profiles recorded after the addition of 50  $\mu\text{g/ml}$  phytantriol (Phy) cubosomes to  $\text{d}_{31}$ -POPC bilayer. Kinetic reflectivity profiles in  $\text{D}_2\text{O}$  continuously monitored for 36 hours.



Supplementary Material (ESI) for *Soft Matter*  
This journal is © The Royal Society of Chemistry 2011

**Figure S3.** Neutron reflectivity profiles recorded after the addition of 50  $\mu\text{g/ml}$  DPPS-containing phytantriol (PSPhy) cubosomes to  $\text{d}_{31}$ -POPC bilayer. Kinetic reflectivity profiles in  $\text{D}_2\text{O}$  continuously monitored for 24 hours.

