

Electronic Supporting Information

Antimicrobial Properties of Ethoxyether Functionalized Imidazolium Salts

Roy T. W. Huang,^a K. C. Peng,^{*b} H. N. Shih,^b G. H. Lin,^{*c} T. F. Chang,^c S. J. Hsu,^a
Tina S. T. Hsu^a and Ivan J. B. Lin^{*a}

Tel: +886-3-863-3599

Fax: +886-3-863-3570

*Corresponding Author Email: ijblin@mail.ndhu.edu.tw

^aDepartment of Chemistry, National Dong Hwa University, Shoufeng, Hualien 974, Taiwan

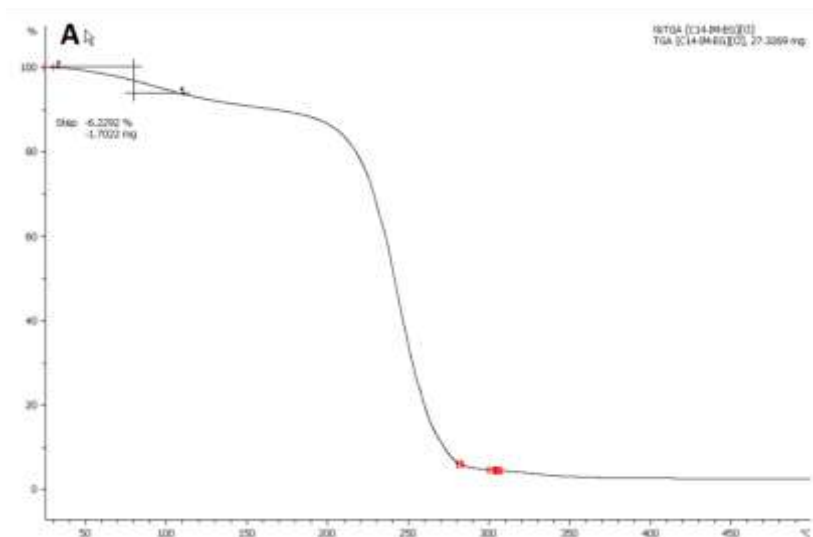
E-mail : ijblin@mail.ndhu.edu.tw; Fax : +886-3-863-3570

^bInstitute of Biotechnology, National Dong Hwa University, Shoufeng, Hualien, 974, Taiwan

E-mail : kcpeng@mail.ndhu.edu.tw

^cInstitute of Microbiology, Immunology and Biochemistry, Tzu-Chi University, Hualien 970, Taiwan

E-mail : veronica@mail.tcu.edu.tw



$$27.03(1.5\text{H}_2\text{O})/460.10([\text{C}_{14}\text{-IM-3OEG}][\text{Cl}] \cdot 1.5 \text{H}_2\text{O}) = 5.87\%$$

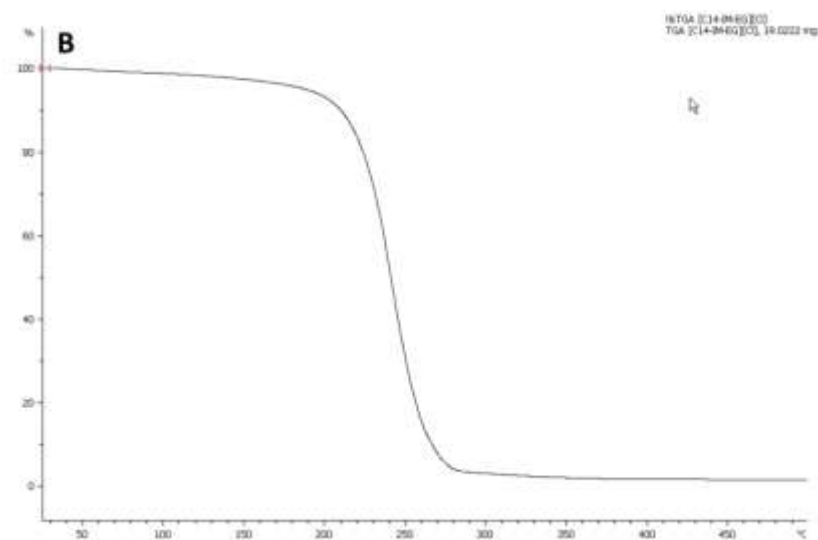


Figure S1. TGA diagram of [C₁₄-Im-3OEG][Cl] (A)with 1.5H₂O (B)remove H₂O

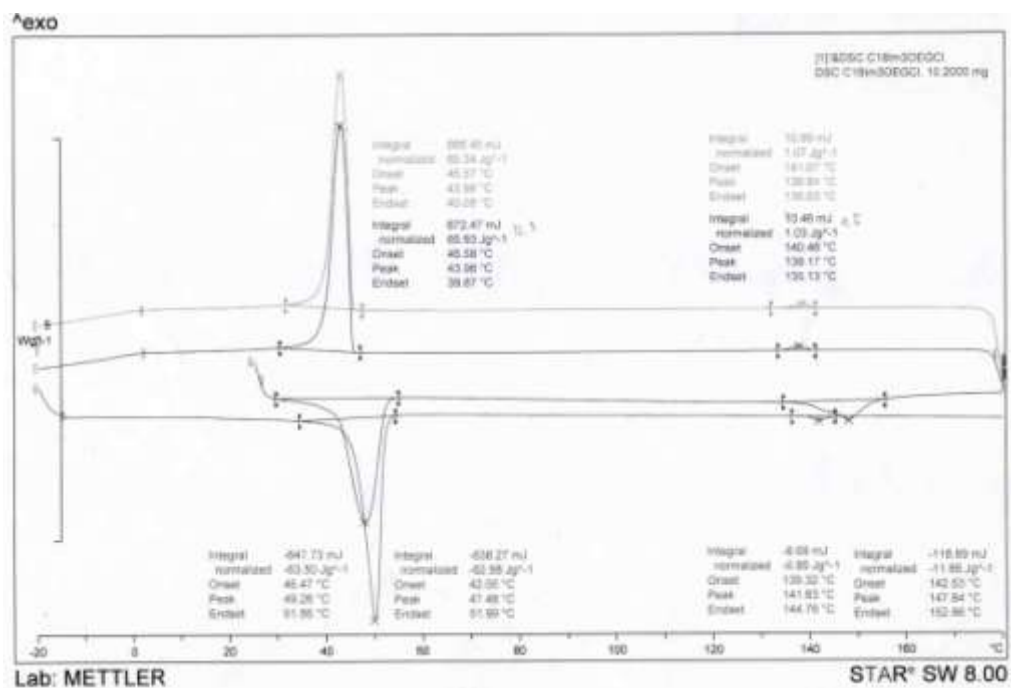


Figure S2. DSC diagram of [C₁₈-Im-3OEG][Cl]



Figure S3. Optical micrographs of 80 wt% [C₁₄-Im-3OEG][Cl] in water between
Crossed polarizing filters