

Electronic supplementary information

Controlled Synthesis of Hierarchical Graphene-Wrapped $\text{TiO}_2@ \text{Co}_3\text{O}_4$ Coaxial Nanobelt Arrays for High-Performance Lithium Storage

Yongsong Luo,^{†a,b,g} Jingshan Luo,^{†a} Weiwei Zhou,^a Xiaoying Qi,^c Hua Zhang,^c Denis Y. W. Yu,^b
Chang Ming Li,^{d,e} Hong Jin Fan^{a,b} and Ting Yu^{*a,b,f}

^a *Division of Physics and Applied Physics, School of Physical and Mathematical Sciences, Nanyang Technological University, 637371, Singapore*

^b *Energy Research Institute at Nanyang Technological University (ERIAN), 639789 Singapore*

^c *School of Materials Science and Engineering, Nanyang Technological University, 639798, Singapore*

^d *Institute for Clean Energy and Advanced Materials, Southwest University, Chongqing 400700, P. R. China*

^e *Division of Bioengineering, School of Chemical and Biomedical Engineering, Nanyang Technological University, 637371, Singapore*

^f *Department of Physics, Faculty of Science, National University of Singapore, 117542 Singapore*

^g *School of Physics and Electronic Engineering, Xinyang Normal University, Xinyang 464000, P. R. China*

* To whom correspondence should be addressed: E-mail: yuting@ntu.edu.sg (T. Yu.).

† These authors contribute equally to this work.

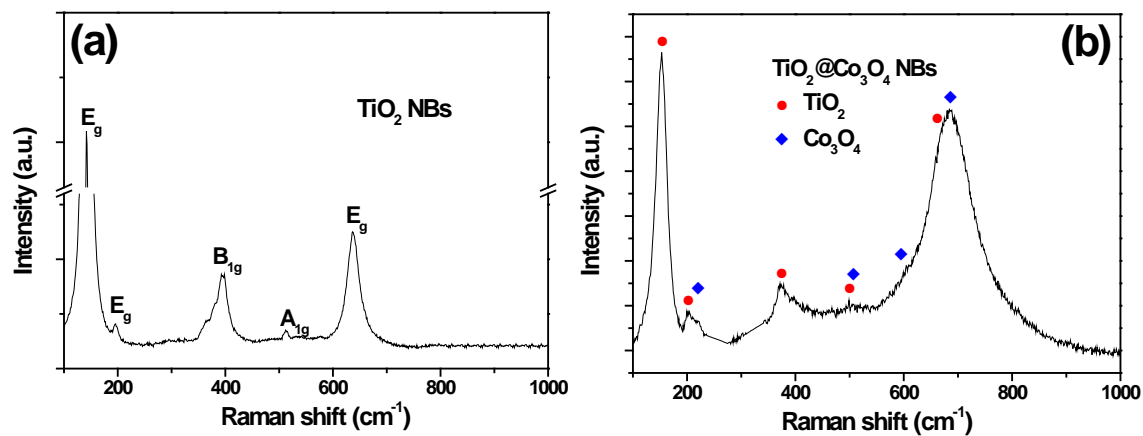


Fig. S1 Raman spectra of TiO_2 (a) and $\text{TiO}_2@Co_3O_4$ (b) nanobelt arrays.

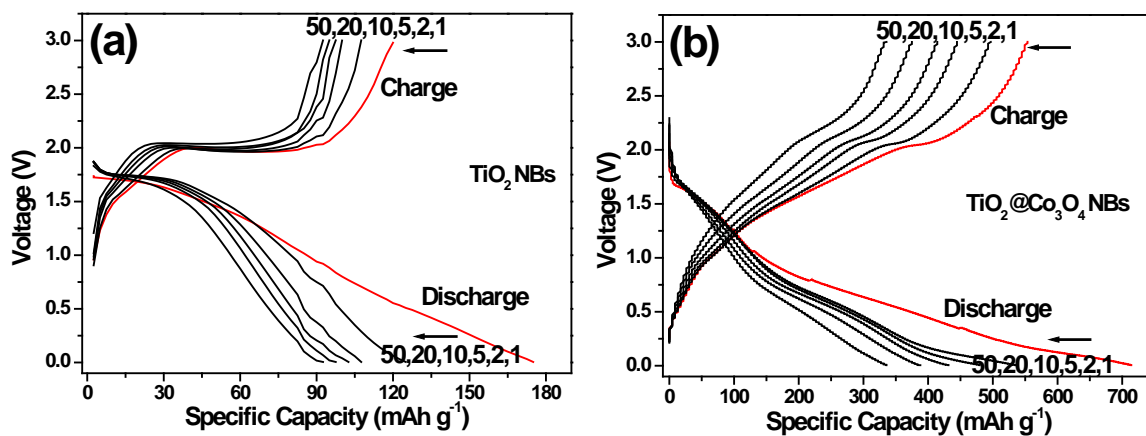


Fig. S2 Galvanostatic discharge/charge profiles of TiO_2 (a) and $\text{TiO}_2@Co_3O_4$ NBs at a constant current density of 100 mA g^{-1} .

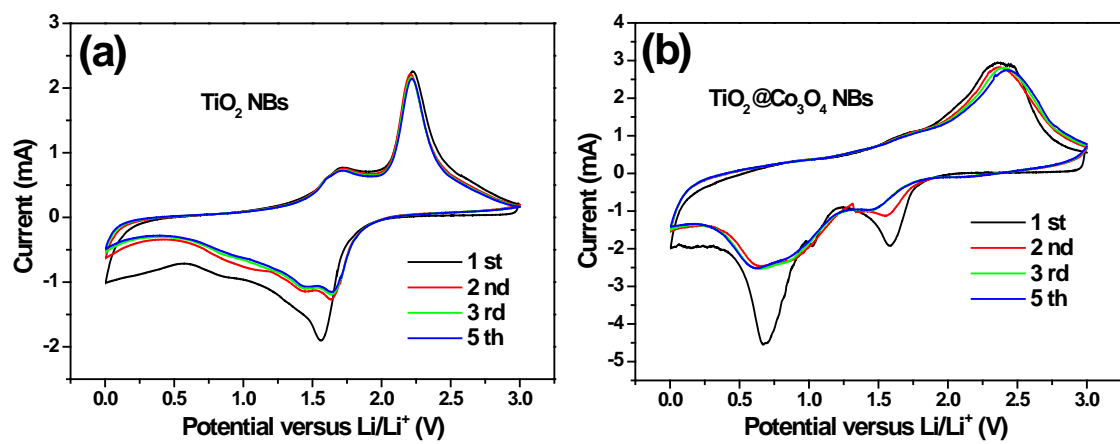


Fig. S3 Cyclic voltammograms curve of TiO₂ (a) and TiO₂@Co₃O₄ (b) NBs anode at 0.5 mV s⁻¹ scanning rate.