

Supporting Information

Semiconductor-noble metal hybrid nanomaterials with controlled structures

Dingsheng Wang, Xiaoyang Li, Hao Li, Linsen Li, Xun Hong, Qing Peng*, and
Yadong Li

Department of Chemistry, Tsinghua University, Beijing 100084, P. R. China

*E-mail: pengqing@mail.tsinghua.edu.cn

Supplementary Figures

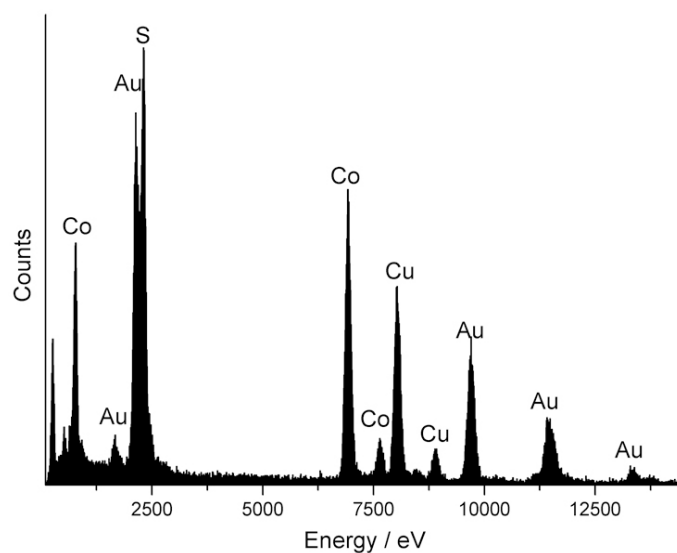


Figure S1. EDS pattern of Co_xS@Au sample.

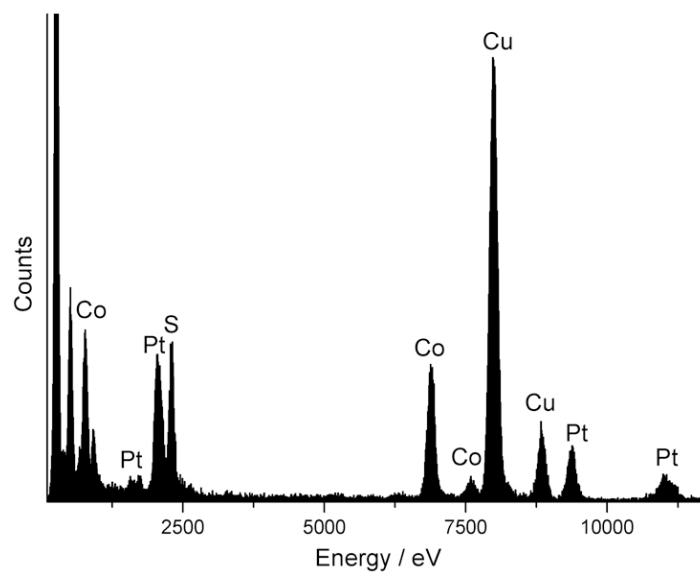


Figure S2. EDS pattern of Co_xS/Pt sample.




Figure S3. TEM images of Pt@Ag nanoparticles treated with nitric acid.

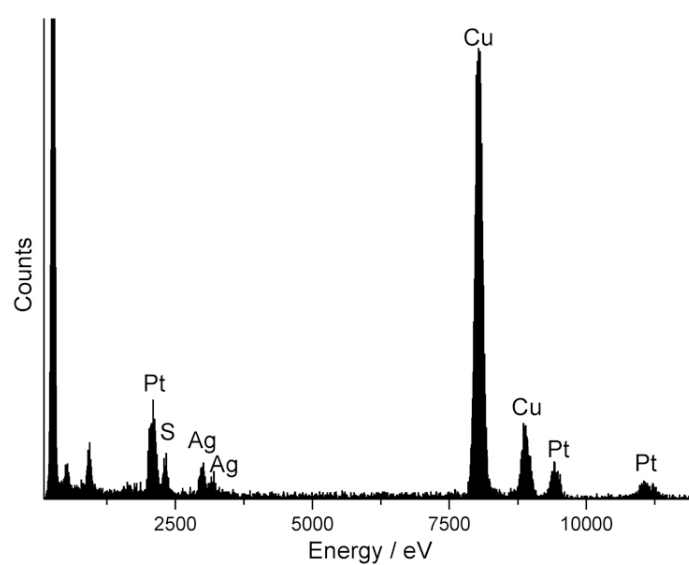


Figure S4. EDS pattern of Pt-Ag₂S sample.