

## Electronic Supplementary Information

# CNTs-Ni/SiC Hierarchical Nanostructures: Preparation and Their Application in Electrocatalytic Oxidation of Methanol

Song Xie,<sup>a,b</sup> Xi-Li Tong,<sup>a</sup> Guo-Qiang Jin,<sup>a</sup> Yong Qin,<sup>a</sup> and Xiang-Yun Guo<sup>a,\*</sup>

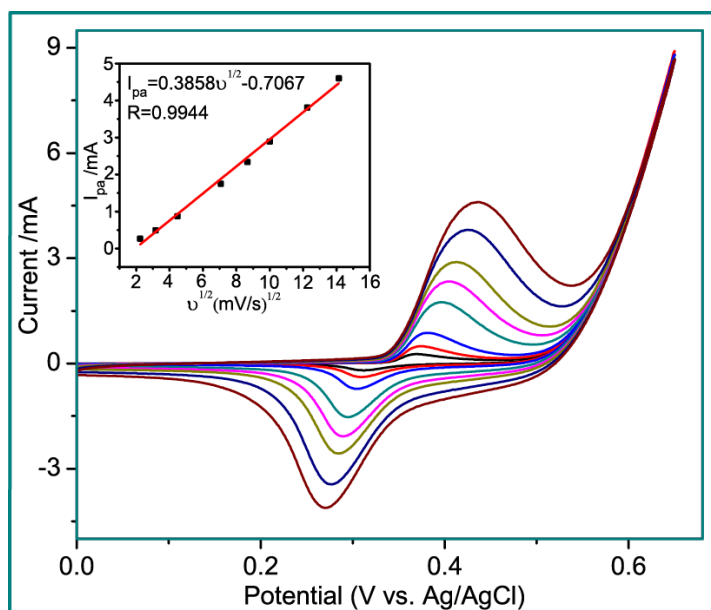
<sup>a</sup> Key Laboratory of Coal Conversion, Institute of Coal Chemistry, Taiyuan 030001, PR China

<sup>b</sup> Graduate University of the Chinese Academy of Sciences, Beijing 100039, PR China

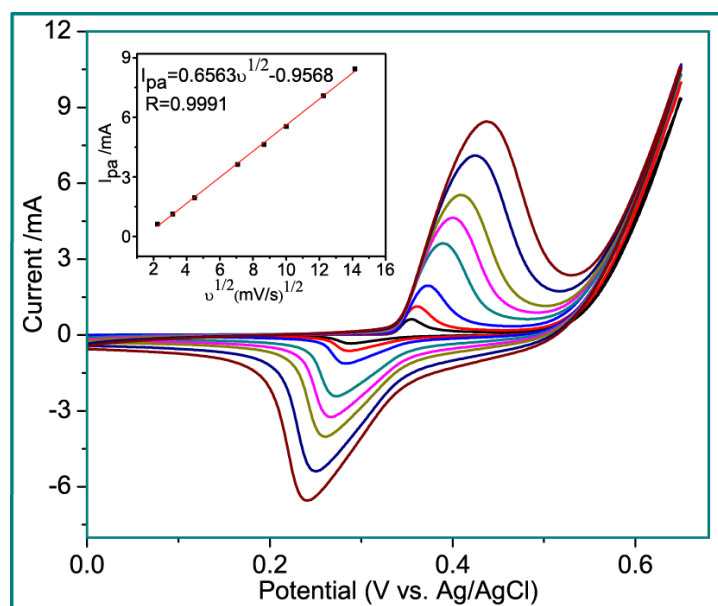
---

\* Corresponding author. Tel.: +86 351 4065282; fax: +86 351 4050320.

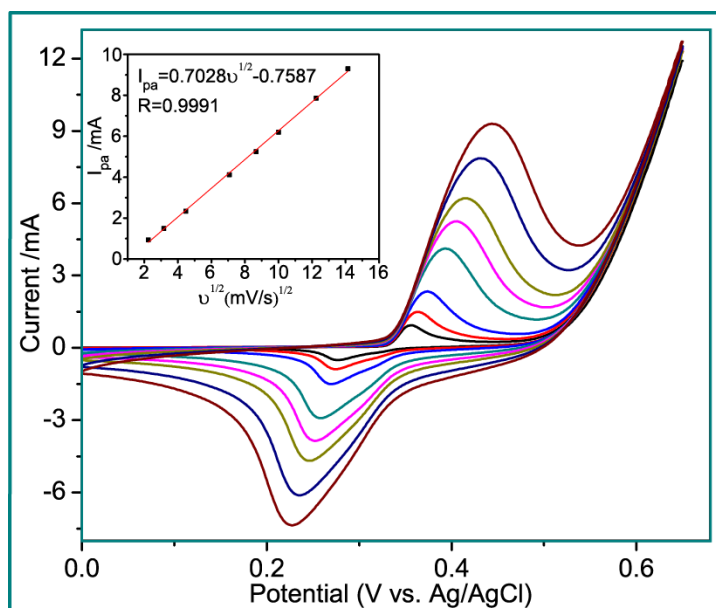
Email address: [xyguo@sxicc.ac.cn](mailto:xyguo@sxicc.ac.cn) (X-Y. Guo).



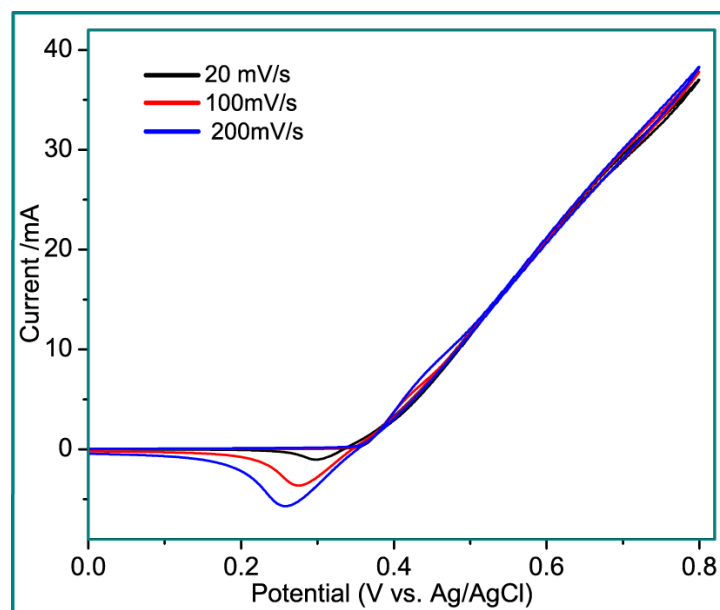
**Figure S1** Cyclic voltammograms of CNTs-Ni/SiC-500 in 1 M KOH solution at potential sweep rates of 5, 10, 20, 50, 75, 100, 150 and 200 mV/s. Inset:  $I_{pa} \sim v^{1/2}$  relationship.



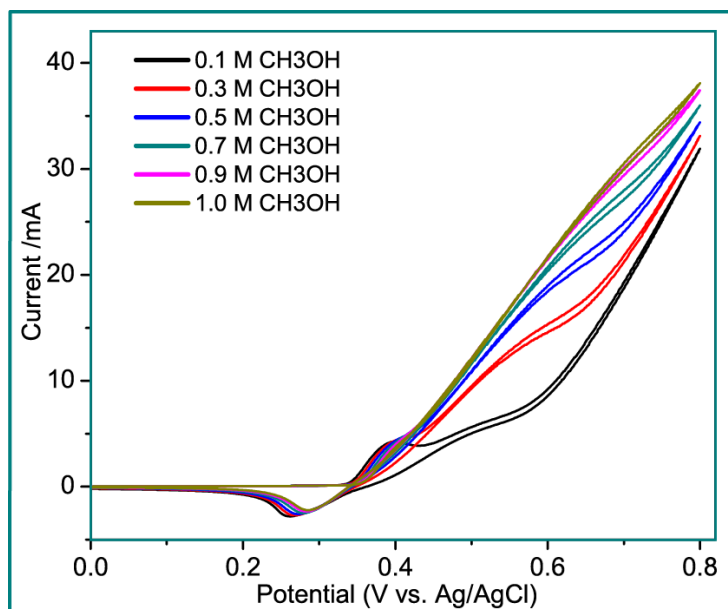
**Figure S2** Cyclic voltammograms of CNTs-Ni/SiC-600 in 1 M KOH solution at potential sweep rates of 5, 10, 20, 50, 75, 100, 150 and 200 mV/s. Inset:  $I_{pa} \sim v^{1/2}$  relationship.



**Figure S3** Cyclic voltammograms of CNTs-Ni/SiC-800 in 1 M KOH solution at potential sweep rates of 5, 10, 20, 50, 75, 100, 150 and 200 mV/s. Inset:  $I_{pa} \sim v^{1/2}$  relationship.



**Figure S4** Cyclic voltammograms of CNTs-Ni/SiC-800 in 1 M KOH + 1 M CH<sub>3</sub>OH solution at potential sweep rates of 20, 100 and 200 mV/s.



**Figure S5** Cyclic voltammograms of CNTs-Ni/SiC-800 in 1 M KOH + different concentration of CH<sub>3</sub>OH solution at potential sweep rates of 50 mV/s.