

Electronic Supplementary Information for

Electrospinning preparation and adsorption property of mesoporous alumina fibers

Yan Wang, Wei Li, Xiuling Jiao* and Dairong Chen*

School of Chemistry & Chemical Engineering, National Engineering Research Center for colloidal materials, Shandong University, Jinan 250100, P.R. China. Fax: +86-531-88364281; Tel: +86-531-88364280; E-mail: jiaoxl@sdu.edu.cn

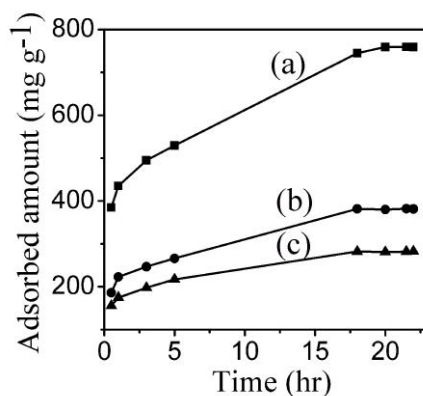


Fig. S1 The adsorption amount of mesoporous alumina fibers toward Congo red as a function of adsorption time. The fibers were obtained at 700 °C (a), 800 °C (b) and 900 °C (c). Initial Congo red concentration (a) 900 mg L⁻¹, (b) 500 mg L⁻¹, (c) 500 mg L⁻¹.

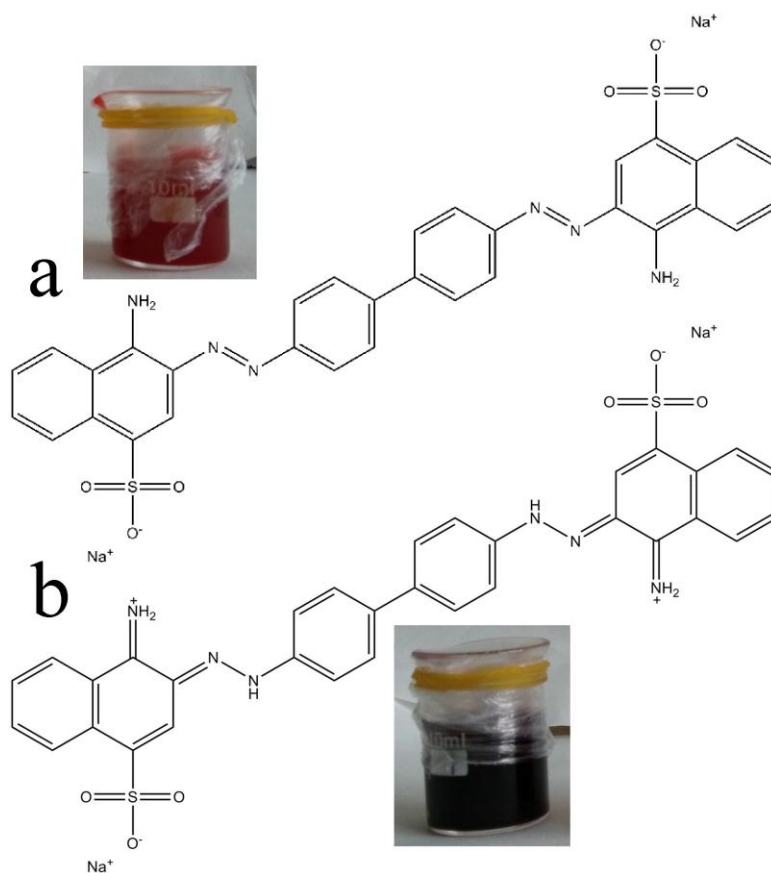


Fig. S2 The structural formula and color of red form in alkaline solution (a) and bluish violet in acidic solution (b) of Congo red.

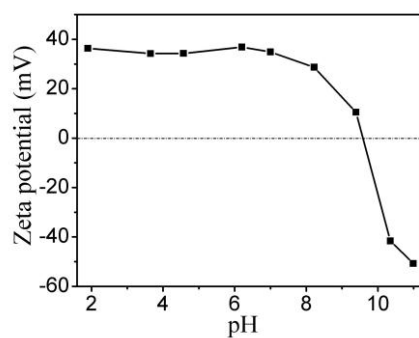


Fig. S3 Zeta potentials of alumina samples calcined at 700 °C as a function pH value.