

Supporting information for

Low crystallinity VOOH hollow microspheres as outstanding high-rate and long-life cathode for sodium ion batteries

Jie Shao, Yuanlei Ding, Xinyong Li, Zhongming Wan, Caiyan Wu, Jiping Yang, Qunting Qu, and Honghe Zheng**

School of Energy & College of Chemistry, Chemical Engineering and Material Science, Soochow University, Suzhou Jiangsu 215006, China
E-mail: qtqu@suda.edu.cn; hhzheng@suda.edu.cn

Experimental details

Synthesis of VOOH and V₂O₅ hollow microspheres: The V(OH)₂NH₂ solid precursors were first prepared according to the method reported in literature with minor modification.^[30] Briefly, 2 mmol of NH₄VO₃ and 1 mL of HCl (1 mol·L⁻¹) were dissolved in 45 mL of H₂O to obtain a yellow transparent solution. Subsequently, 3 mL of hydrazine (N₂H₄·H₂O) was introduced into the above solution dropwise, which was further stirred at room temperature for 30 min. The yellow transparent solution became gray and turbid. At last, the V(OH)₂NH₂-containing suspensions were directly transferred into an autoclave and hydrothermally treated at 120°C for 4h. The VOOH precipitate was collected by centrifuging and washing. High crystalline V₂O₅ hollow microspheres were obtained via calcination of VOOH at 350°C in air for 3h.

Characterization methods: The morphology, microstructure, and composition of the materials were investigated by FE-SEM (Hitachi SU8000), TEM (Philips EM 420), XRD (Bruker D4), XPS (VG ESCA 2000), and FTIR (Nicolet 730).

Electrochemical testing: The working electrode slurry was prepared by dispersing the

mixture of VOOH or V_2O_5 , Super P-Li, and poly(vinylidene fluoride) (PVDF) binder with a weight ratio of 7/2/1 in N-methylpyrrolidone. The slurry was spread onto aluminum foil disks and dried in a vacuum oven at 120 °C overnight. The mass loading of active material on each electrode is about 1 mg cm^{-2} . Na foil as the counter and reference electrodes, and 1 mol L^{-1} NaClO_4 dissolved in propylene carbonate (PC) solvent as the electrolyte, Celgard 2500 as the separator, were used to assemble a CR2032 coin cell. Galvanostatic discharge and charge tests were performed with a cycle tester from LAND Electronic Co. The cyclic voltammograms were obtained using ZAHNER Electrochemical Workstation IM6.

Supplementary figures

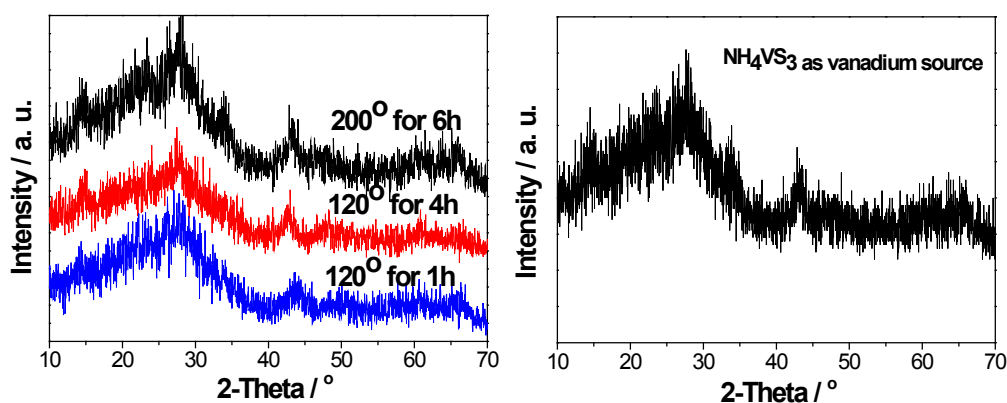


Figure S1 XRD patterns of VOOH hollow microspheres prepared at different hydrothermal conditions or using different vanadium sources.




Figure S2 TEM images of high crystallinity V₂O₅ hollow microspheres.

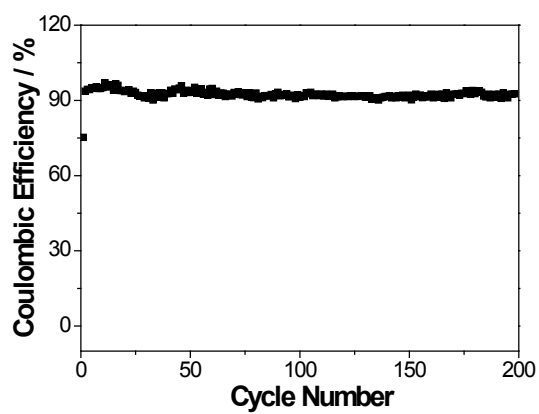


Figure S3 Coulombic efficiency of the VOOH microspheres electrode during long-term cycles.

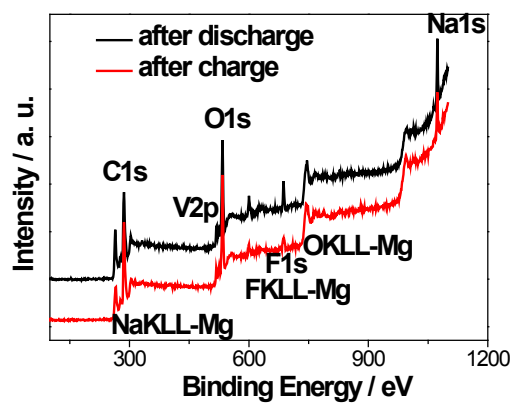


Figure S4 Survey XPS spectra of VOOH electrodes after cycling.