

Three-dimensional hierarchical MoS₂ nanoflake arrays/carbon cloth as high-performance flexible lithium-ion battery anodes

Hailong Yu,^{‡a} Chunling Zhu,^{‡b} Kai Zhang,^a Yujin Chen,^{*a} Chunyan Li,^a Peng Gao,^{*b} Piaoping Yang,^{*b} and Qiuyun Ouyang^a

^a Key Laboratory of In-Fiber Integrated Optics, Ministry of Education, and College of Science, Harbin Engineering University, Harbin 150001, Heilongjiang, China

^b College of Materials Science and Chemical Engineering, Harbin Engineering University, Harbin, Heilongjiang, 150001, China.

E-mail: chen yujin@hrbeu.edu.cn, gaopeng@hrbeu.edu.cn, and yangpiaoping@hrbeu.edu.cn




Figure S1. Photographic image of the 3D hierarchical MoS₂ nanoflake arrays/carbon cloth exhibited very good flexibility and it can be rolled up periodically with a tweezer.

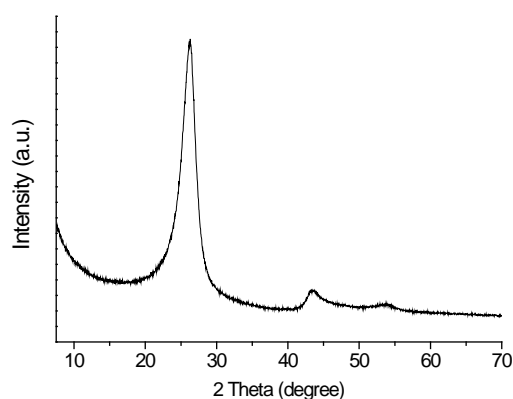


Figure S2. XRD pattern of carbon cloth that was hydrothermally treated under the same conditions as CCMS-2 without Mo source.

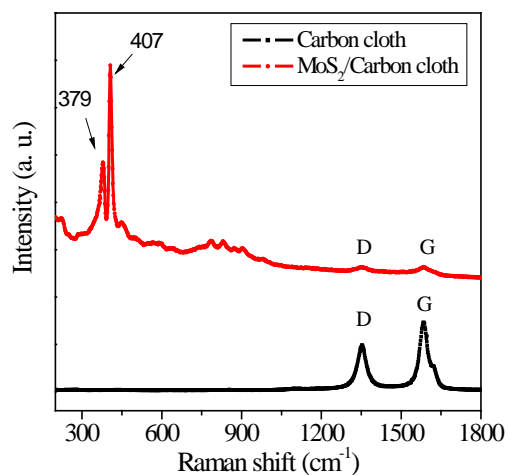


Figure S3. Raman spectra of the 3D hierarchical MoS₂ nanoflake arrays/carbon cloth and carbon cloth.

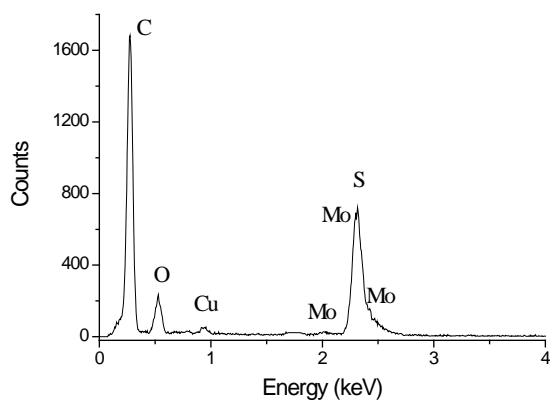


Figure S4. EDX pattern of 3D hierarchical MoS₂ nanoflake arrays/carbon cloth.



Figure S5. Photograph of a flexible full battery based on MoS₂ nanoflake arrays/carbon cloth-liquid electrolyte-LiCoO₂ full battery.