

Supporting Information

Investigation into the effect of Fe-site substitution on the performance of $\text{Sr}_2\text{Fe}_{1.5}\text{Mo}_{0.5}\text{O}_{6-\delta}$ anode for SOFC

Jie Feng,^a Guoquan Yang,^a Ningning Dai,^a Zhenhua Wang,^a Wang Sun,^a David Rooney,^b Jinshuo Qiao^{*,a} and Kening Sun^{*,a}

^a Beijing Key Laboratory for Chemical Power Source and Green Catalysis, School of Chemical Engineering and Environment, Beijing Institute of Technology, Beijing, 100081, China

^b School of Chemistry and Chemical Engineering, Queen's University Belfast, Belfast, Northern Ireland BT9 5AG, United Kingdom

E-mail: qjinshuo@bit.edu.cn; bitkeningsun@163.com; Tel&Fax: 0086-10-68918696

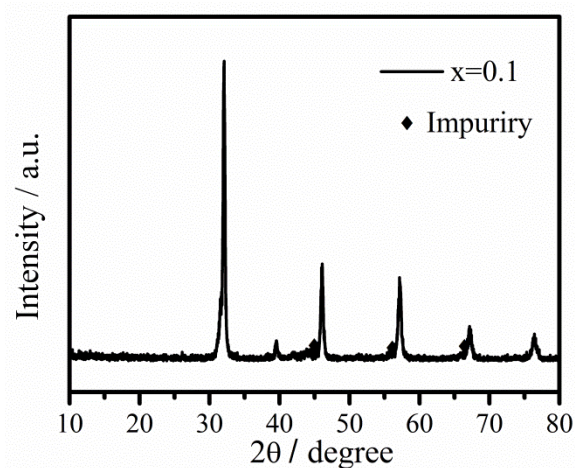


Figure S1. XRD patterns of SFNM0.1 powder after reduction in H_2 at 800 °C for 3 h.

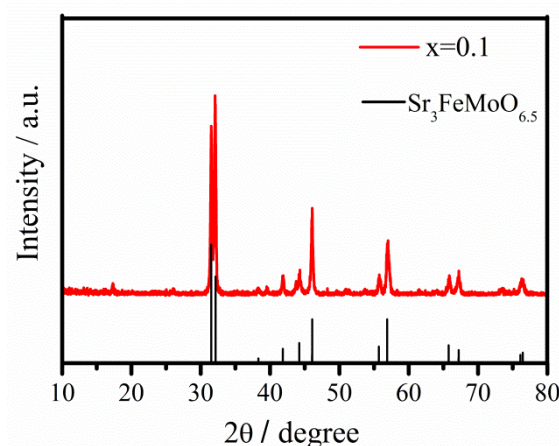


Figure S2. XRD patterns of SFNM0.1 powder after reduction in H_2 at 800 °C for 24 h.

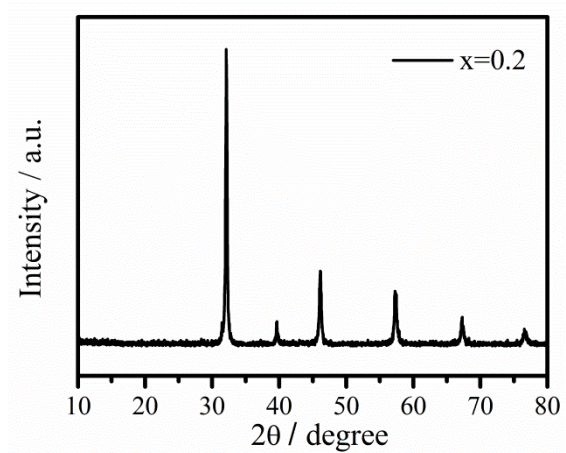


Figure S3. XRD patterns of re-oxidized SFNM0.2 sample in air at 800 °C for 10 h.