Electronic Supplementary Material (ESI) for Journal of Materials Chemistry A.
This journal is © The Royal Society of Chemistry 2014

Supporting Information

High pressure treated ZnO ceramics towards giant dielectric constant

Xuhai Li, Liang Xu, Lixin Liu, Yuan Wang, Xiuxia Cao, Yuanjie Huang, Chuanmin Meng*, and Zhigang Wang*

National Key Laboratory of Shock Wave and Detonation Physics, Institute of Fluid Physics, Chinese Academy of Engineering Physics
P.O. Box 919-111, Mianyang, 621900, People's Republic of China
E-mail: mcm901570@126.com (Chuanmin Meng), wangzg@caep.cn (Zhigang Wang); Tel: +86-816-2485105

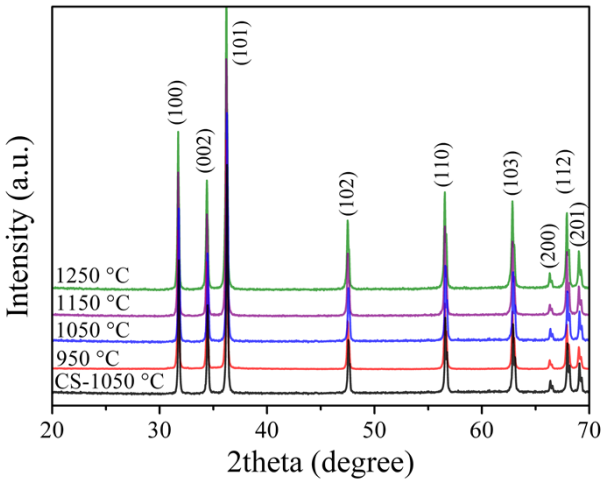

Figure S1. XRD patterns of ZnO ceramics sintered at different temperatures with and without HPT .

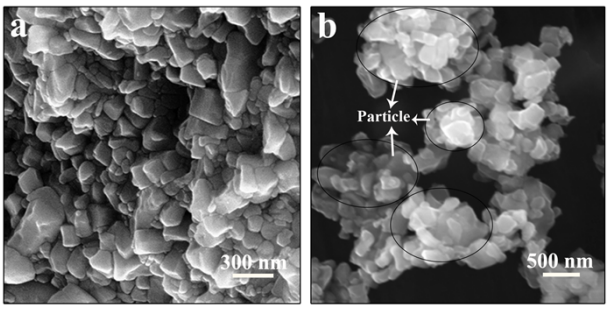

Figure S2. SEM images of ZnO powders after a) high pressure treating and b) grinding.

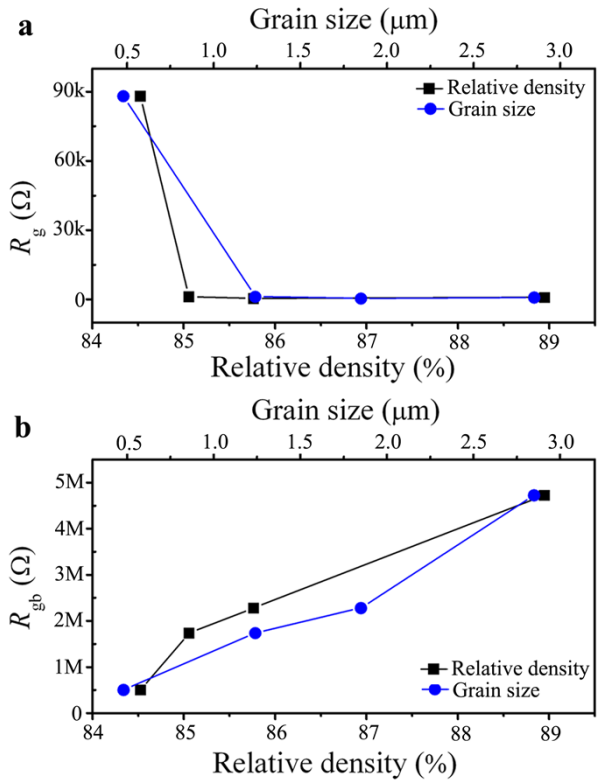

Figure S3. Variation of a) R_g and b) R_{gb} of HPT ZnO ceramics with relative density and grain size.

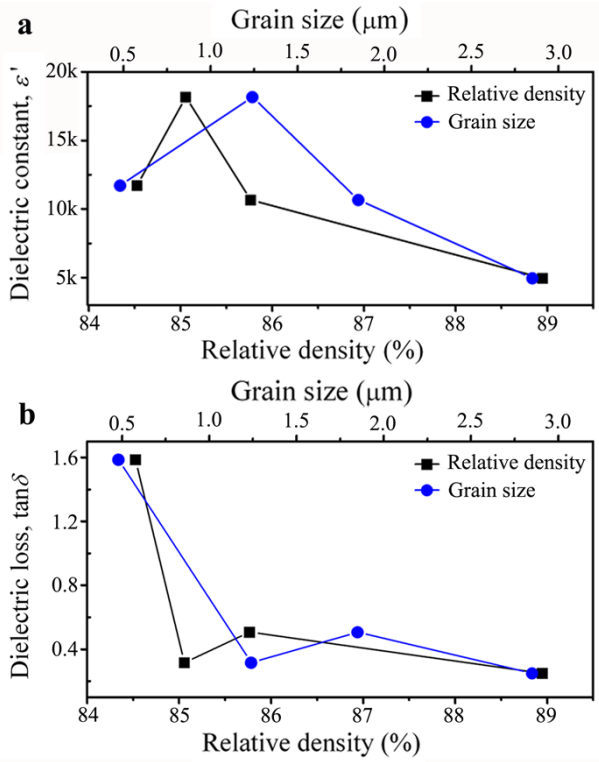

Figure S4. Variation of a) dielectric constant and b) dielectric loss of HPT ZnO ceramics with relative density and grain size.

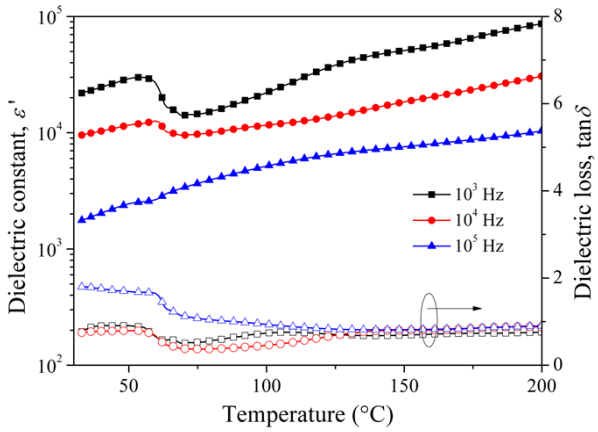

Figure S5. Dielectric properties of 1050 °C sintered HPT ZnO ceramics as a function of temperature.