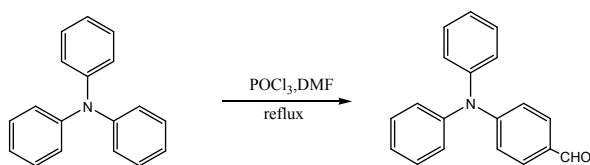


# Surface charge tuning of functionalized silica cross-linked micellar nanoparticles encapsulating a Donor-Acceptor dye for Fe (III) sensing

Fangyuan Gai,<sup>a</sup> Tianlei Zhou,<sup>b</sup> Yunling Liu,<sup>a</sup> and Qisheng Huo<sup>\*a</sup>

<sup>a</sup> State Key Laboratory of Inorganic Synthesis and Preparative Chemistry, College of Chemistry, Jilin University, Changchun 130012, Tel: +86-431-85168602; E-mail: huoqisheng@jlu.edu.cn

<sup>b</sup> State Key Laboratory of Supramolecular Structure and Materials, College of Chemistry, Jilin University, Changchun 130012, China. Tel: +86-431-85168484



Scheme S1 Synthesis route of FTA

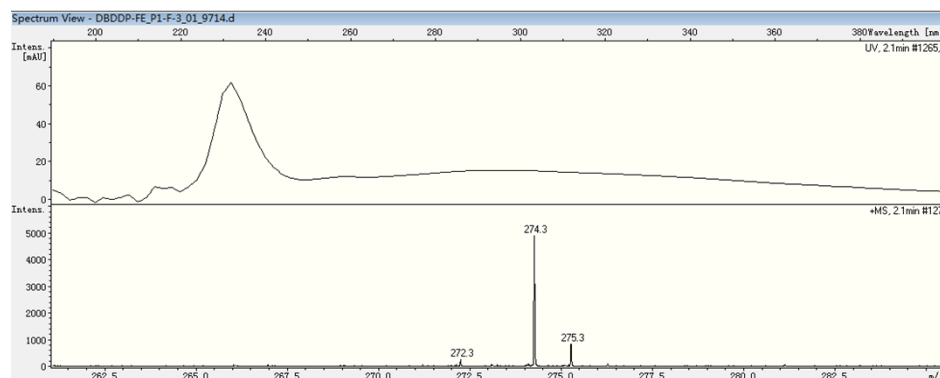


Figure S1. Mass spectrum (MS) of FTA

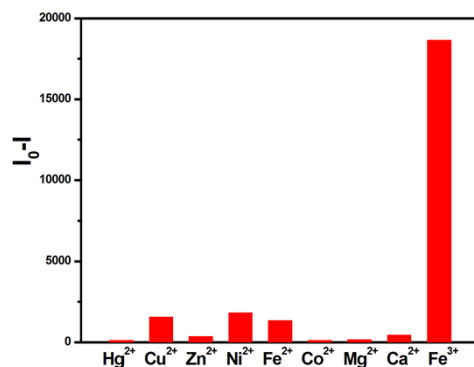


Figure S2. Selectivity detection of FTA-SO<sub>3</sub>H-SCMNPs (All the metal ions are tested at the concentration of 20ppm )