

## Supporting Information

### **Enhanced visible light photocatalytic properties of TiO<sub>2</sub> thin films on the Textured Multicrystalline Silicon Wafers**

Jianjiang Li, Jingjiao Zhang, Liang Fang<sup>\*a</sup>, Junling Wang<sup>b</sup>, Mingrong Shen<sup>a</sup> and  
Xiaodong Su<sup>\*a</sup>

<sup>a</sup> *College of Physics, Optoelectronics and Energy, Collaborative Innovation Center of Suzhou Nano Science and Technology, Photovoltaic Research Institute of Soochow University & Canadian Solar Inc., and Jiangsu Key Laboratory of Thin Films, Soochow University, Suzhou 215006, China.*

<sup>c</sup> *School of Materials Science and Engineering, Nanyang Technological University, Singapore 639798, Singapore*

\*Author to whom correspondence should be addressed. e-mail: lfang@suda.edu.cn;  
xdsu@suda.edu.cn

Summary: There are 4 pages including 3 figures




Figure S1. Cross section SEM images of (a) MT *p*-Si wafer, (b) NT *p*-Si wafer.

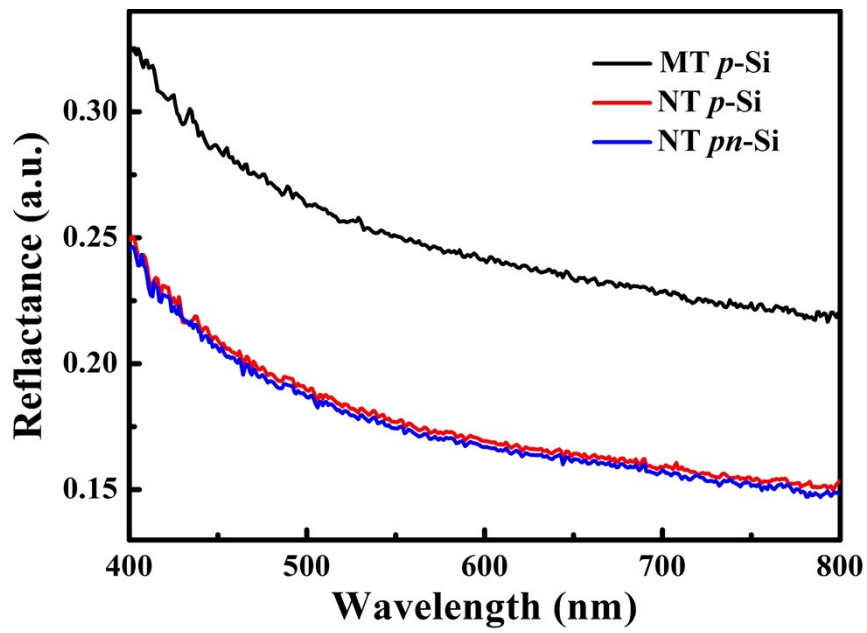


Figure S2. Reflectance spectra of the different Si wafers

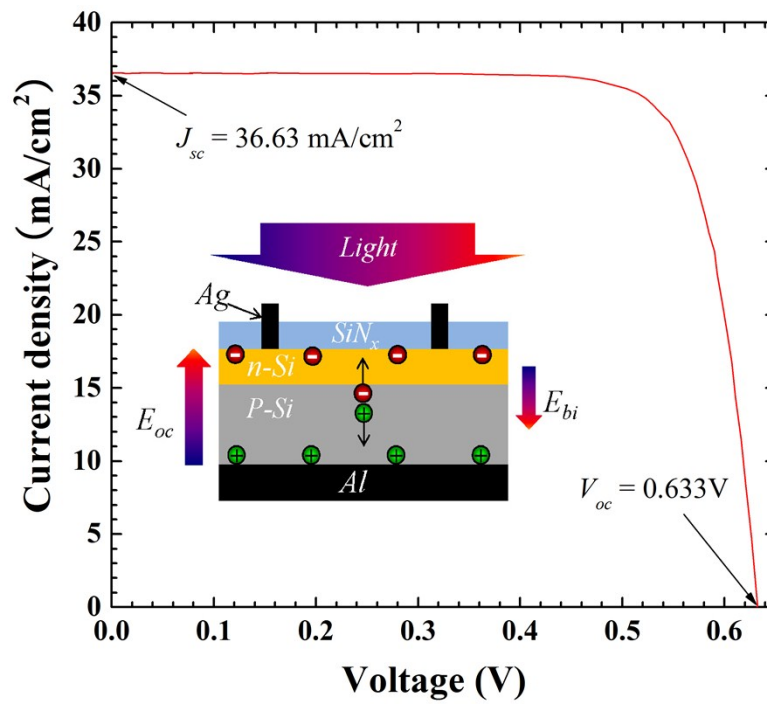


Figure S3. Current density versus voltage ( $J$ - $V$ ) curve of the NT  $pn$ -Si solar cell under AM 1.5G illumination ( $100 \text{ mW cm}^{-2}$ ). The inset is the schematic of the device and working principle.