

## Electronic Supplementary Information

### Effects of One- and Two-Dimensional Carbon Hybridization of PEDOT:PSS on the Power Factor of Polymer Thermoelectric Energy Conversion Devices

Dohyuk Yoo<sup>a</sup>, Jeonghun Kim<sup>b</sup>, Seung Hwan Lee<sup>a</sup>, Wonseok Cho<sup>a</sup>, Hyang Hee Choi<sup>c</sup>, Felix Sunjoo Kim<sup>d,†</sup>, and Jung Hyun Kim<sup>a,†</sup>

<sup>a</sup> *Department of Chemical and Biomolecular Engineering, Yonsei University, 50 Yonsei-ro, Seodaemun-gu, Seoul 120–749, Republic of Korea*

<sup>b</sup> *Electronic Materials Division, R&D Center, Dongjin Semichem Co., Ltd., 625-3 Yodang-Ri, Yanggam-Myeon, Hwaseong-Gun, Gyeonggi-Do, Republic of Korea*

<sup>c</sup> *Institute of Nanoscience and Nanotechnology, Yonsei University, Seoul 120–749, Republic of Korea*

<sup>d</sup> *School of Chemical Engineering and Materials Science, Chung-Ang University, 84 Heukseok-ro, Dongjak-gu, Seoul 156–756, Republic of Korea*

<sup>†</sup> *Correspondence to: jayhkim@yonsei.ac.kr [J.H.K.]; fskim@cau.ac.kr [F.S.K.]*

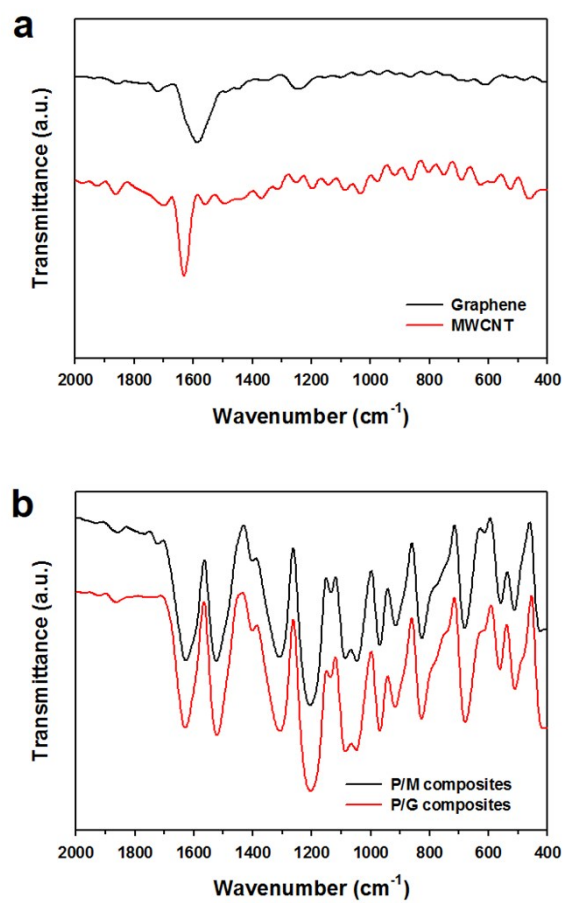


Figure S1. FT-IR spectra of (a) graphene platelets and MWCNT bundles and (b) PEDOT:PSS/MWCNT (P/M) composites and PEDOT:PSS/graphene (P/G) composites.

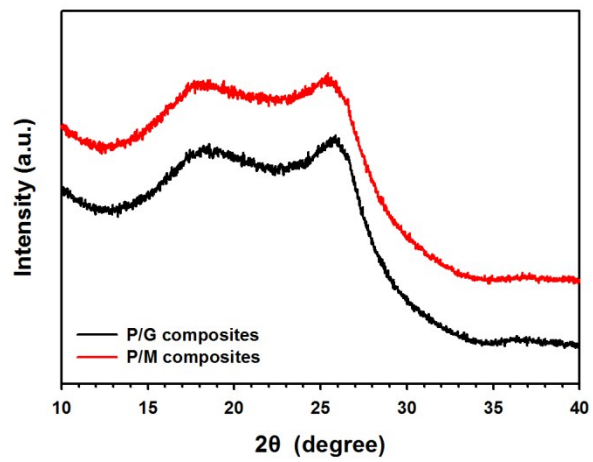


Figure S2. XRD pattern of PEDOT:PSS/MWCNT (P/M) composites and PEDOT:PSS/graphene (P/G) composites.

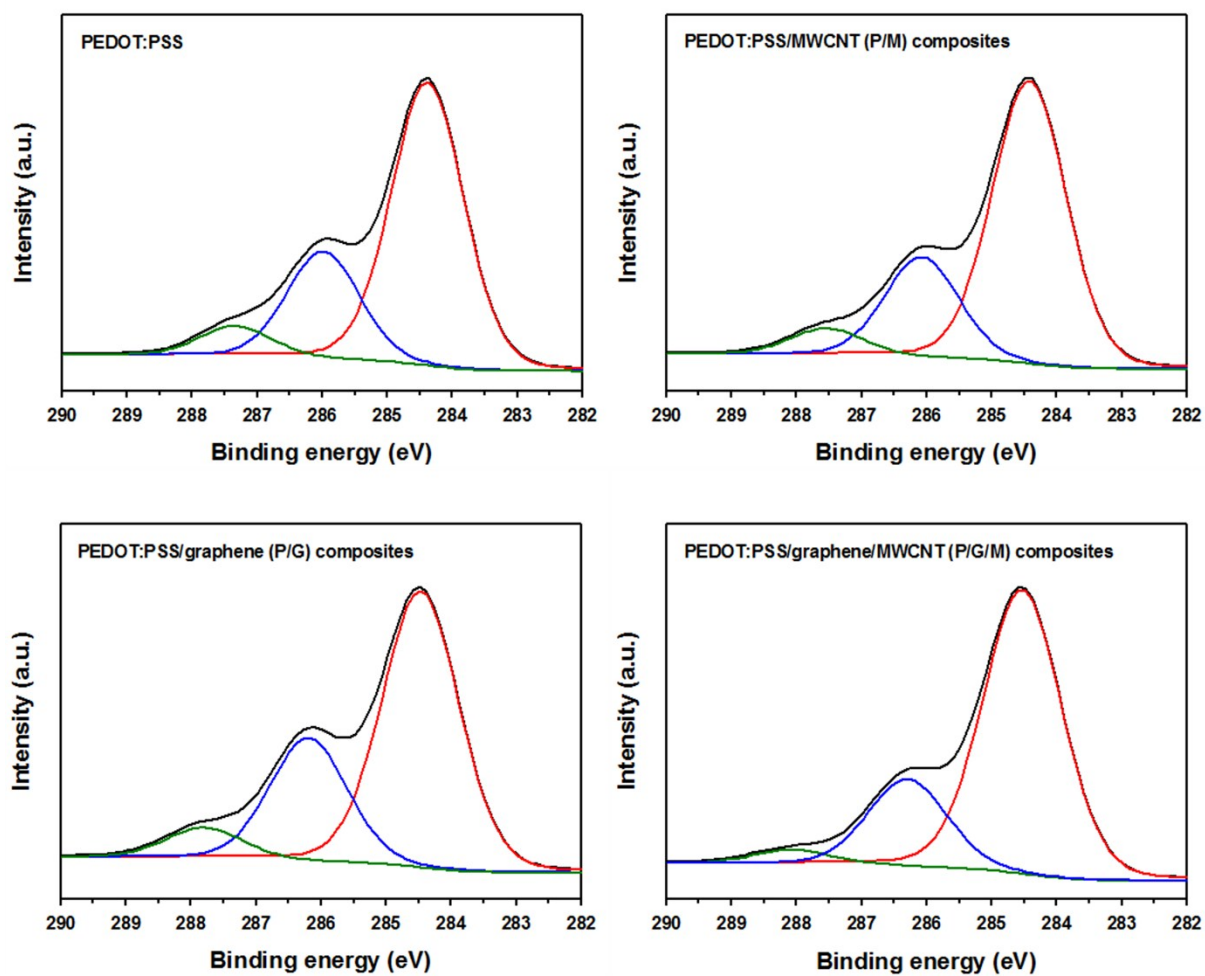


Figure S3. C1s XPS spectra of PEDOT:PSS, PEDOT:PSS/MWCNT (P/M) composites, PEDOT:PSS/graphene (P/G) composites, and PEDOT:PSS/graphene/MWCNT (P/G/M) composites.

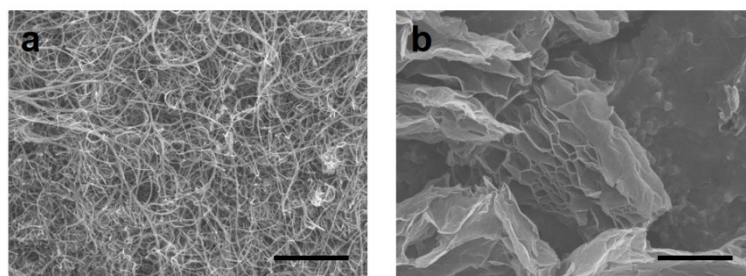


Figure S4. SEM images of (a) MWCNT bundles and (b) graphene platelets (scale bar : 1 $\mu$ m)