

SUPPORTING INFORMATIONS

Functionalized halloysite multivalent glycocluster as a new drug delivery system

M. Massaro, S. Riela, P. Lo Meo,^aR. Noto, G. Cavallaro, S. Milioto, and G. Lazzara

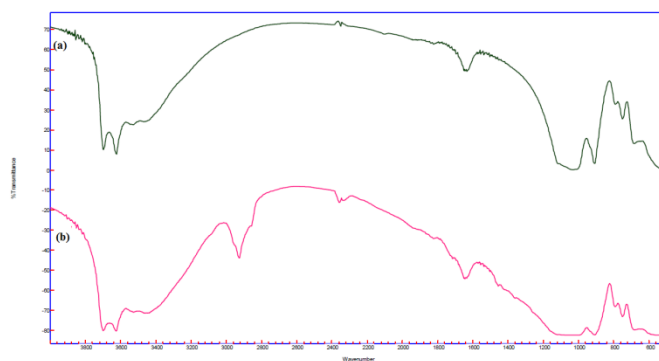


Figure S1. IR spectra of (a) pristine HNT and (b) **7a** compound.

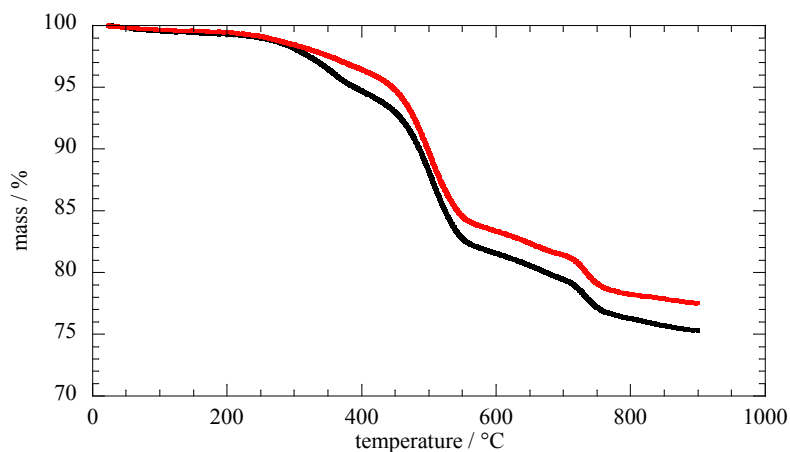


Figure S2. Thermograms of **3** (red line) and **7a** (black line).

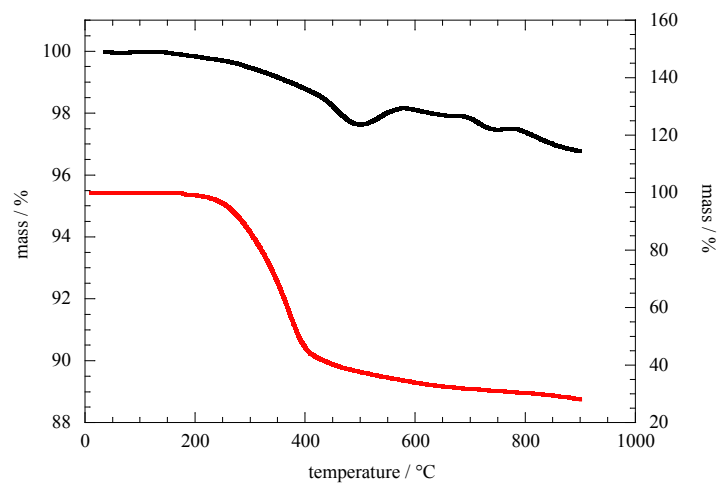


Figure S3. Thermograms of curcumin (red line) and **7a**/Curc complex (black line).