

Supporting Materials

Fluorine Substituted Thiophene-Quinoxaline Copolymer to Reduce HOMO Level and Increase Dielectric Constant for High Open-circuit Voltage Organic Solar Cell

Yunzhang Lu^{ab}, Zhengguo Xiao^a, Yongbo Yuan^a, Haimei Wu^c, Zhongwei An^c, Yanbing Hou^{*b},

Chao Gao^{*c} and Jinsong Huang^{*a}

^aDepartment of Mechanical and Materials Engineering and Nebraska Center for Materials and Nanoscience, University of Nebraska-Lincoln, Lincoln, Nebraska 68588-0656, USA; E-mail: jhuang2@unl.edu

^bKey laboratory of Luminescence and Optical Information, Ministry of Education, Institute of Optoelectronic Technology, Beijing Jiaotong University, Beijing, 100044, China; E-mail: ybhou@bjtu.edu.cn

^cXi'an Modern Chemistry Research Institute, 168 of East ZhangBa Road, Xi'an, Shaanxi, 710065, P.R.China; E-mail: chaogao74@gmail.com

Contents

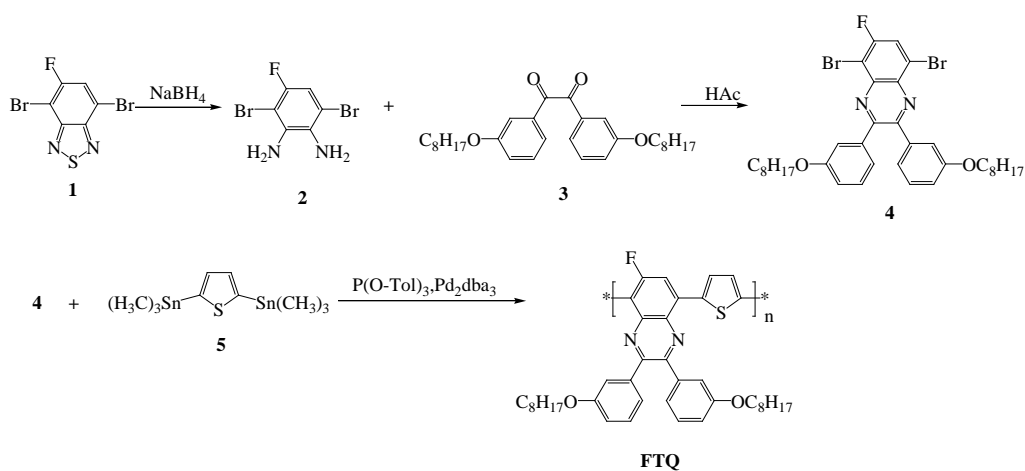
Scheme 1. Synthesis routine of FTQ.

Figure S1-S2. ¹H and ¹³C NMR spectra of compound 2.

Figure S3-S4. ¹H and ¹³C NMR spectra of compound 4.

Figure S5. ¹H NMR spectrum of FTQ.

Figure S6. AFM phase images of blend film with 5 and 30 min annealing (1 μm × 1 μm).



Scheme 1. Synthesis routine of FTQ

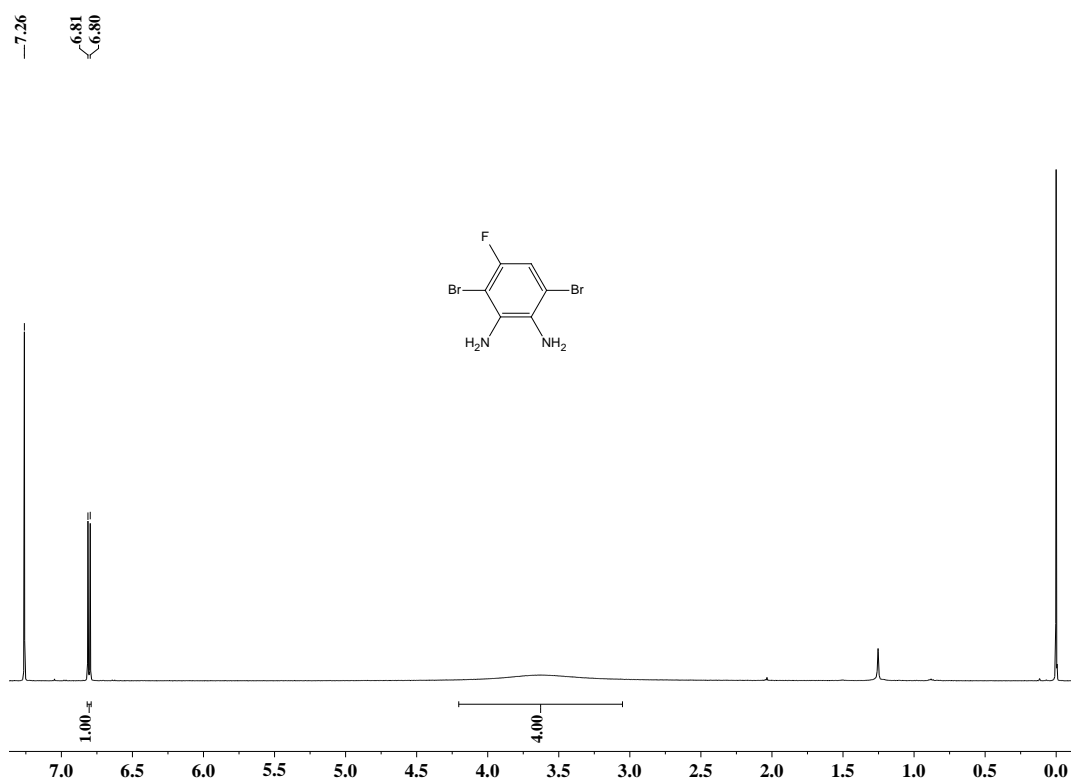


Figure S1. ¹H NMR spectrum of compound 2.

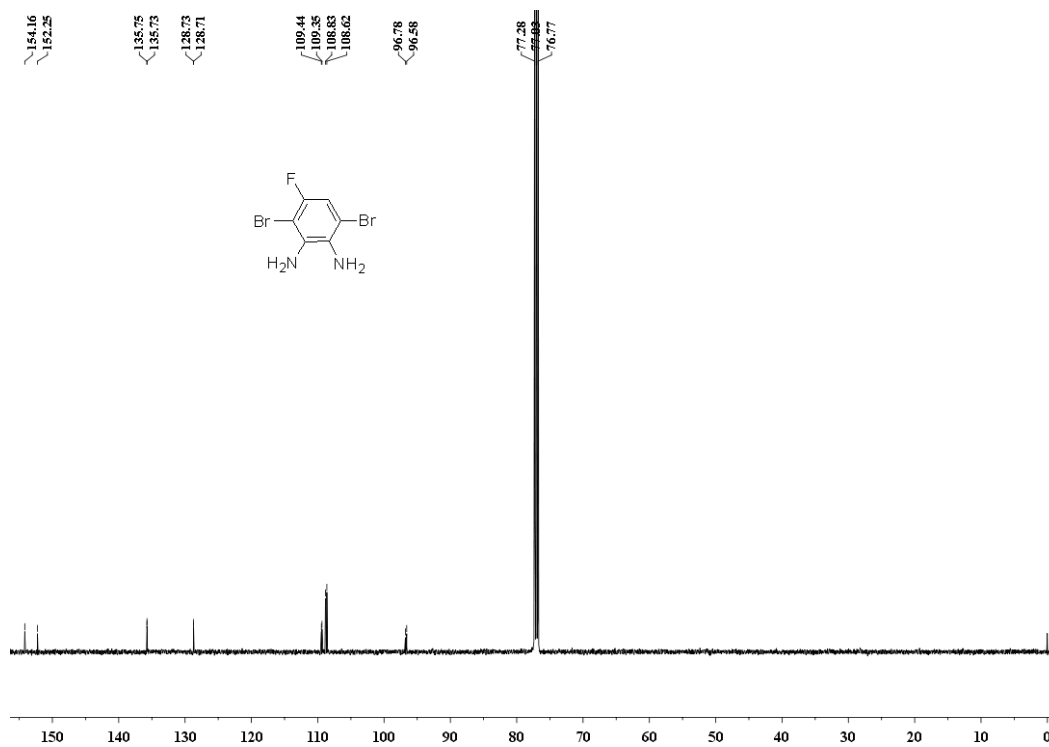


Figure S2. ¹³C NMR spectrum of compound 2.

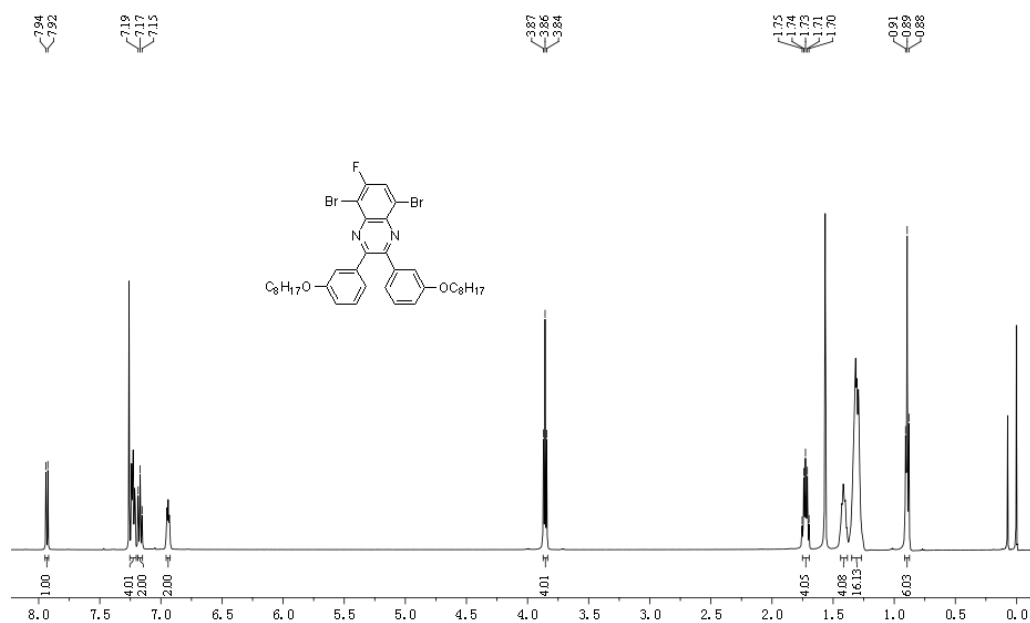


Figure S3. ^1H NMR spectrum of compound 4.

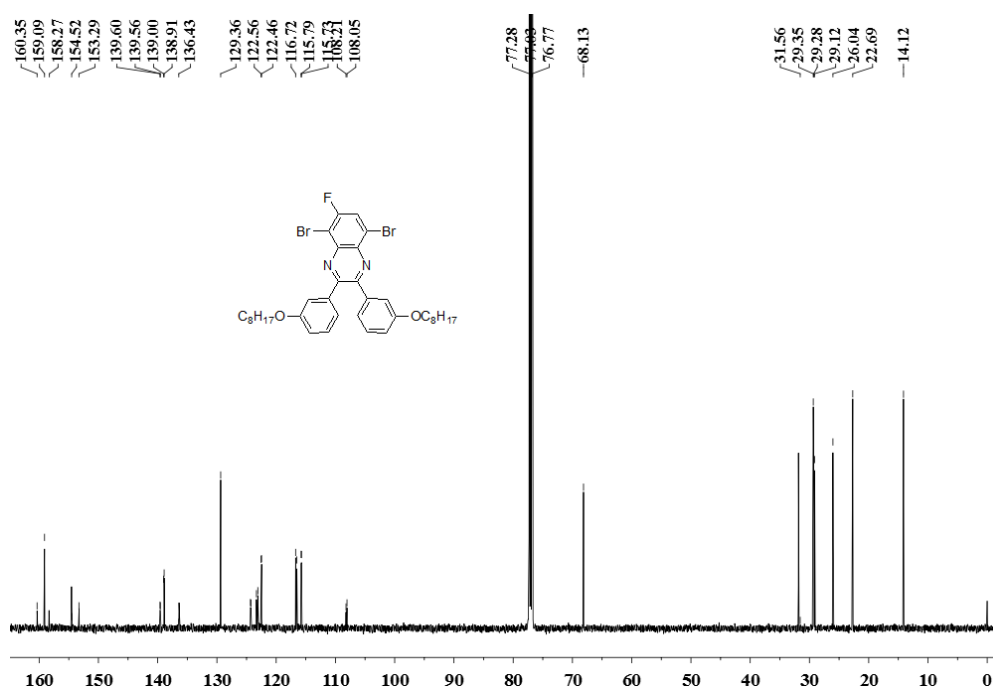


Figure S4. ^{13}C NMR spectrum of compound 4.

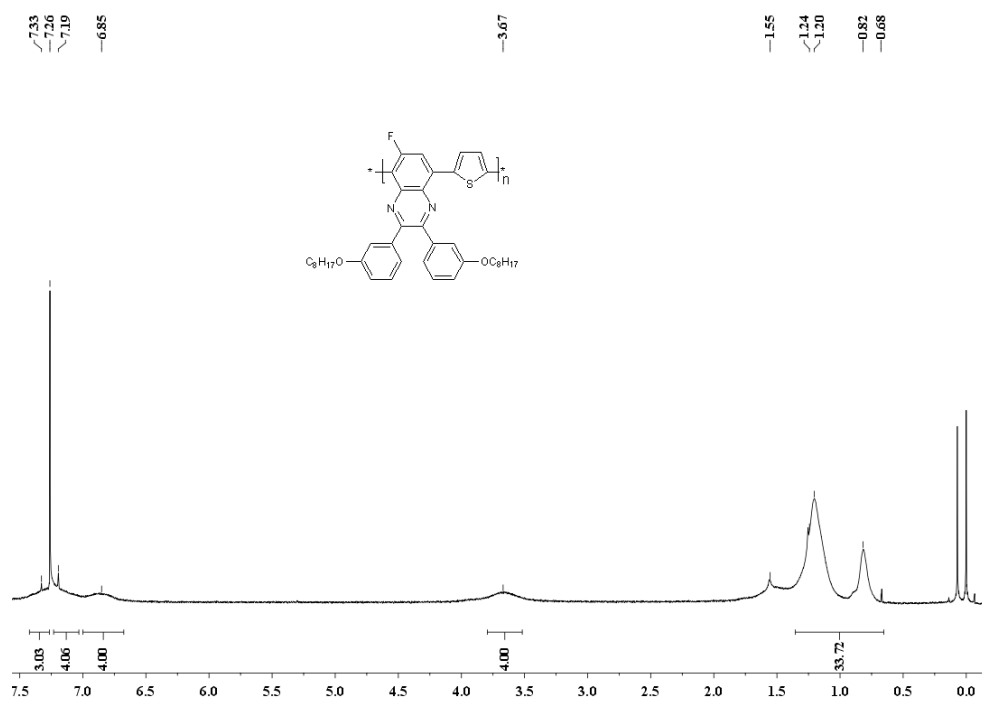



Figure S5. ¹H NMR spectrum of FTQ.



FigureS6. AFM phase images of blend film with 5 min (a) and 30 min (b) annealing (1 μm × 1 μm).